

# February 2017 – SeaDataCloud catalogues follow-up

---

All documents used to write this report are available on the extranet of the project under [SeaDataCloud > Follow up](#).

## Statistics on all catalogues

In February 2017, global increases on catalogues :

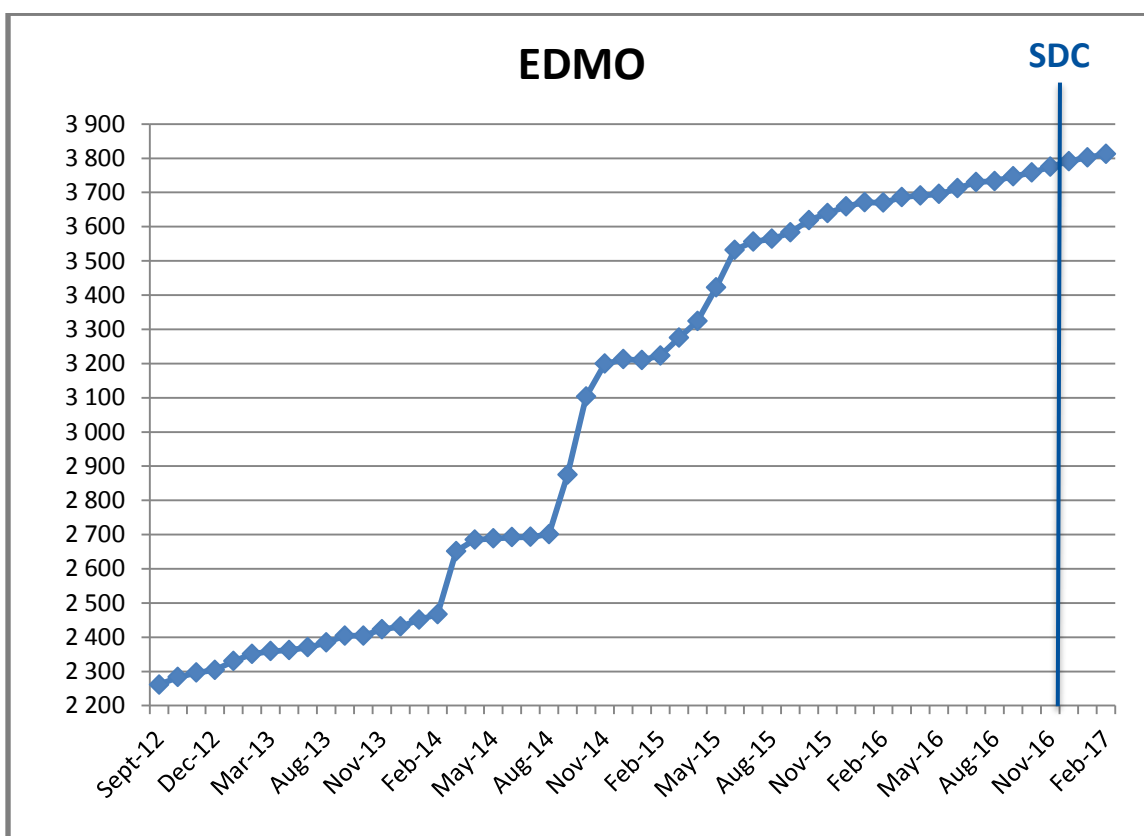
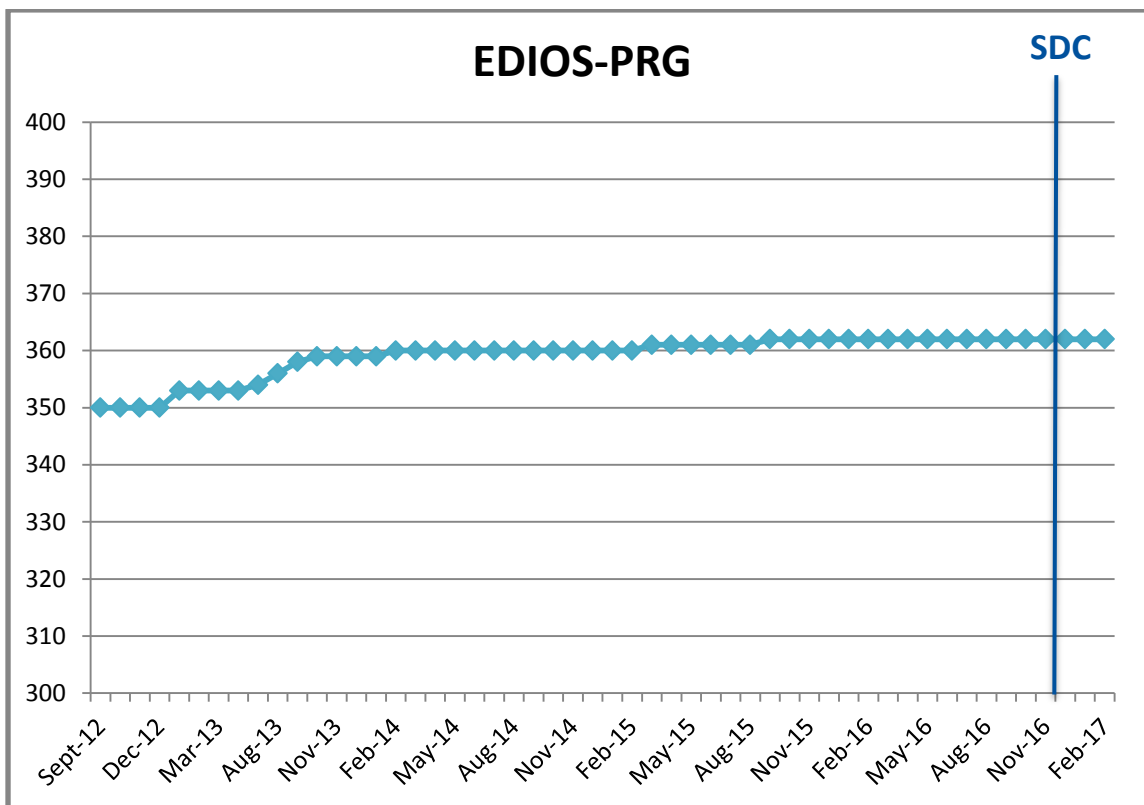
- **CDI (Data)** : +2 539,
- **CSR (Cruises)** : +42,
- **EDMO (Marine organisations)** : +10,
- **EDMED (Data sets)** : +3,
- **EDMERP (Projects)** : +7,

and no change for **EDIOS-PRG (Programmes)**.

## Global counts on all catalogues in 2016-2017

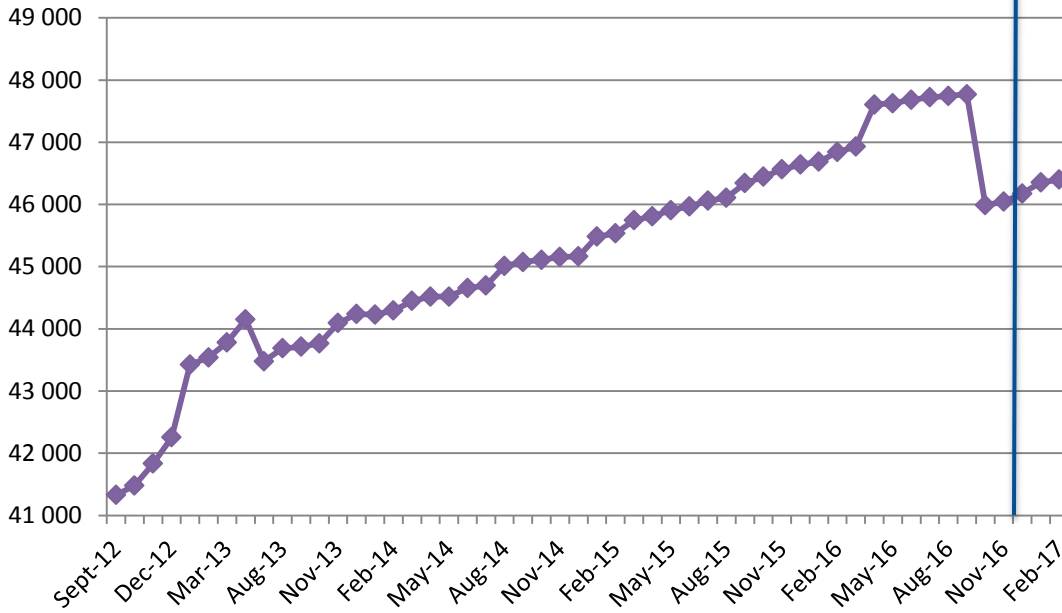
Catalogue	Feb-17	Jan-17	Dec-16	Nov-16	Oct-16	Sep-16	Aug-16	Jul-16	Jun-16	May-16	Apr-16	Mar-16	Feb-16	Jan-16
EDMO	3 812	3 802	3 791	3 775	3 758	3 747	3 733	3 730	3 712	3 695	3 691	3 686	3 670	3 659
EDMED	4 085	4 082	4 077	4 077	4 077	4 076	4 074	4 069	4 067	4 062	4 061	4 007	4 066	4 060
EDMERP	2 988	2 981	2 979	2 975	2 975	2 975	2 974	2 971	2 971	2 966	2 961	2 961	2 961	2 903
EDIOS-PRG	362	362	362	362	362	362	362	362	362	362	362	362	362	362
CSR	46 398	46 356	46 175	46 043	45 990	47 770	47 744	47 722	47 684	47 625	47 606	46 928	46 845	46 641
CDI	1 949 991	1 947 452	1 936 759	1 884 034	1 873 823	1 869 790	1 864 378	1 858 162	1 854 787	1 844 660	1 825 957	1 824 402	1 819 492	1 809 541

Nb of EDMO, EDMED, EDMERP, EDIOS, CSR and CDI per month



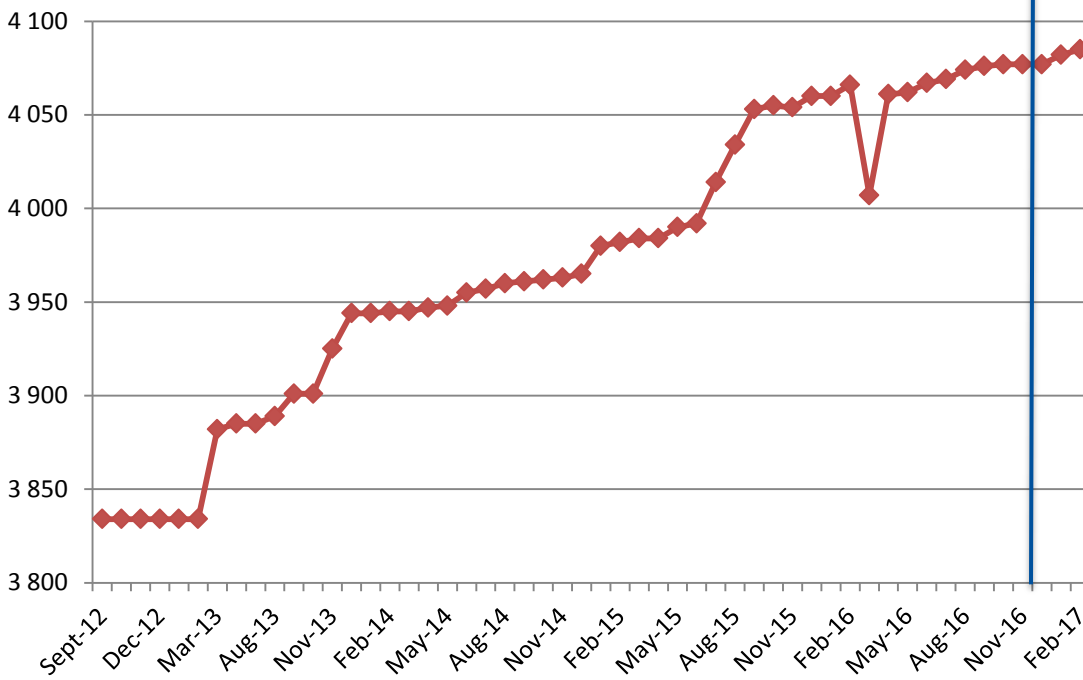
# CSR

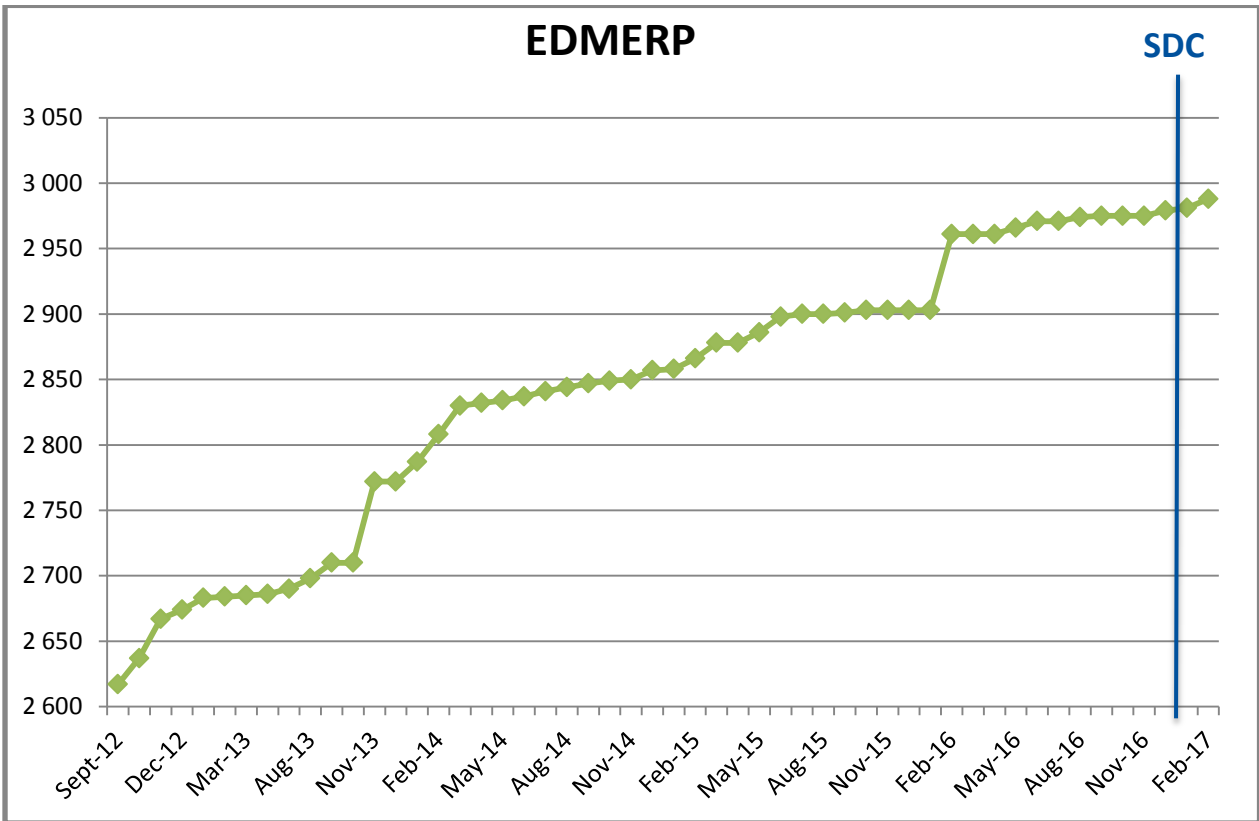
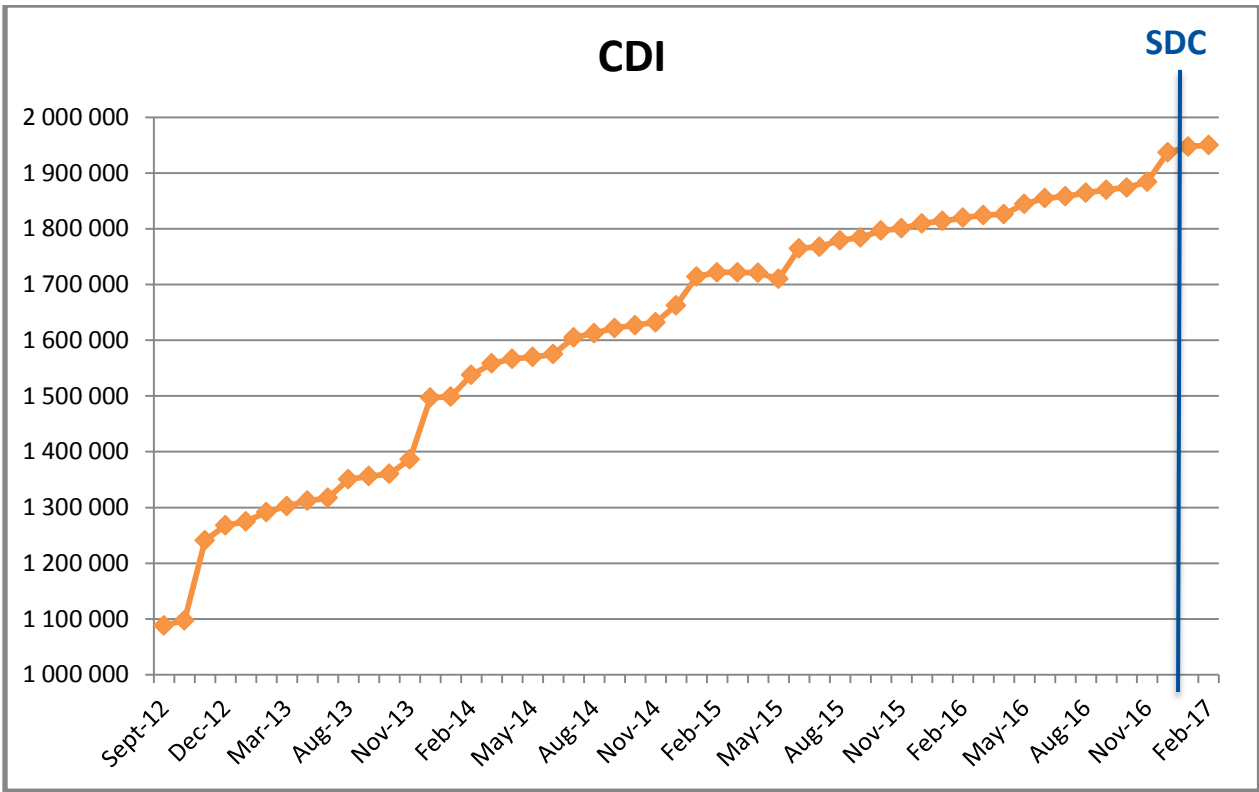
SDC



# EDMED

SDC





## Statistics on CDI catalogue

Details of last month upgrades per partners are the following:

CDI partner	Country	Last increase
IFREMER	France	2 109
IO-BAS	Bulgaria	211
NERC-BODC	United Kingdom	556
UkrSCES	Ukraine	-180
<b>TOTAL</b>		<b>2 696</b>

- 4 SeaDataCloud partners have input data in the CDI catalogue, for a total increase of **+2 696 records**.
- 2 other partners, not in the SeaDataCloud consortium, have worked for a decrease of **-157 records**.

Since the beginning of the follow-up reports (October 2012), the global increase in CDI, per partner, is the following: Note that for SMHI, TSU-DNA and SIO-RAS the negative or low global increase is due to the change in their time series management (SMHI), the duplicates detection (TSU-DNA) or the change of data owner and the remove of incorrect records (SIO-RAS. The new owner is SOI, not in the SeaDataCloud consortium).

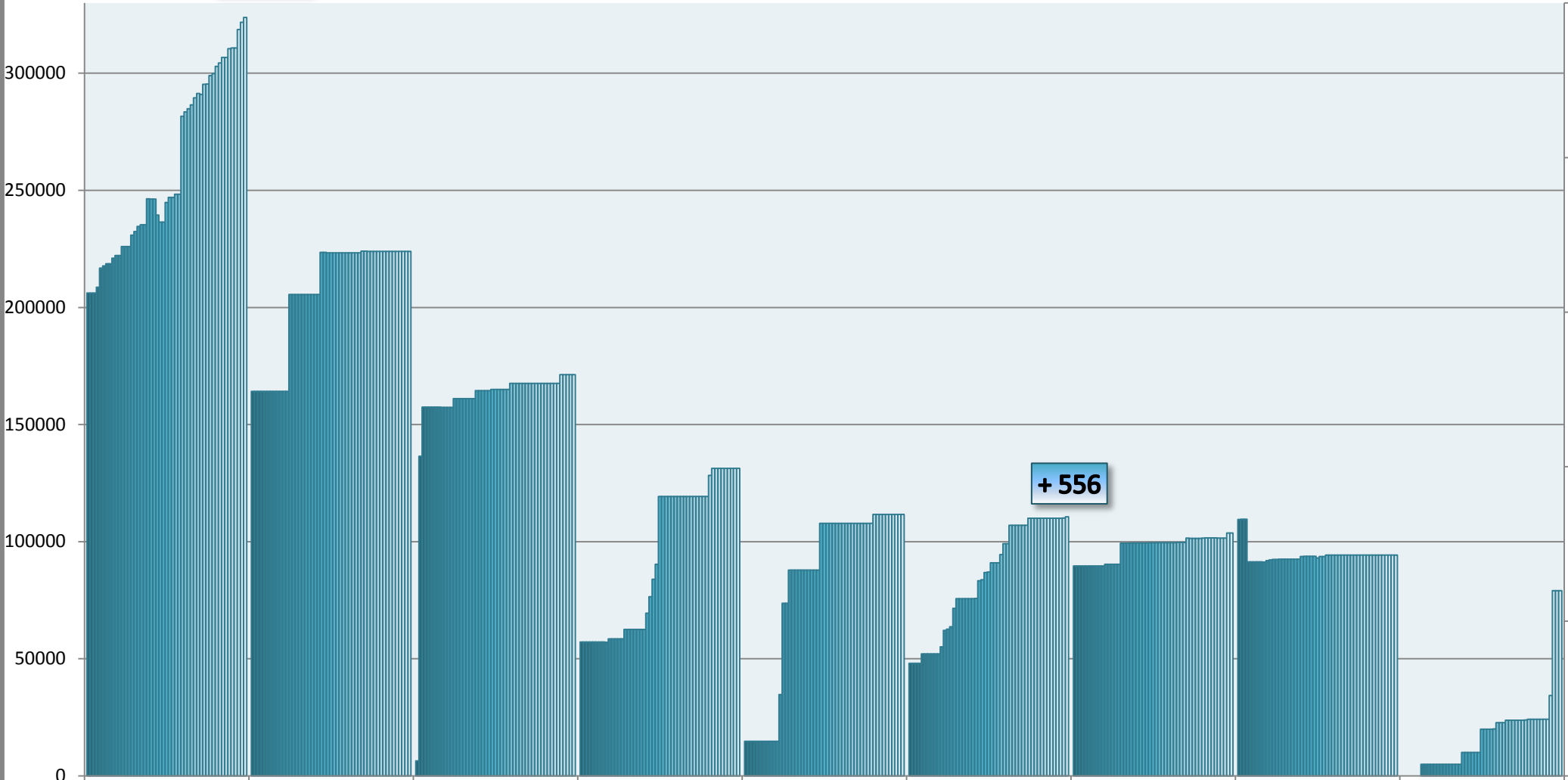
CDI partner	Name of partner	Country	Nb 03/03/2017	Global increase
<b>SIO-RAS</b>	P.P.Shirshov Institute of Oceanology-RAS	Russian Federation	10 441	<b>-28 382</b>
<b>SMHI</b>	Swedish Meteorological and Hydrological Institute	Sweden	94 286	<b>-15 241</b>
<b>IOPAN</b>	IOPAN	Poland	18	<b>18</b>
<b>TSU-DNA</b>	Iv.Javakhishvili Tbilisi State University, Centre of Relations with UNESCO Oceanological Research Centre and GeoDNA	Georgia	952	<b>57</b>
<b>UOM</b>	International Ocean Institute - Malta Operational Centre (University Of Malta)/ Physical Oceanography Unit	Malta	1 025	<b>397</b>
<b>CNR</b>	CNR	Italy	484	<b>484</b>
<b>IOF</b>	Institute of Oceanography and Fisheries	Croatia	2 233	<b>657</b>
<b>IOLR</b>	Israel Oceanographic and Limnological Research (IOLR)	Israel	5 732	<b>659</b>
<b>IMBK</b>	Institute of Marine Biology (IMBK)	Montenegro	706	<b>684</b>
<b>RBINS / MUMM</b>	Management Unit of the North Sea and Scheldt estuary Mathematical Models	Belgium	12 329	<b>796</b>
<b>INSTM</b>	Institut National des Sciences et Technologies de la Mer	Tunisia	969	<b>969</b>
<b>ENEA</b>	ENEA Centro Ricerche Ambiente Marino - La Spezia	Italy	9 089	<b>1 015</b>
<b>IO-BAS</b>	Bulgarian National Oceanographic Data Centre(BGODC)	Bulgaria	3 479	<b>1 382</b>
<b>NIOZ</b>	NIOZ Royal Netherlands Institute for Sea Research	Netherlands	6 130	<b>1 501</b>
<b>VLIZ</b>	Flanders Marine Institute	Belgium	3 572	<b>1 953</b>
<b>ORION / OC-UCY</b>	Cyprus Oceanography Center	Cyprus	3 520	<b>1 965</b>
<b>MRI</b>	Marine Research Institute (MRI)	Iceland	5 914	<b>2 090</b>
<b>NIMRD</b>	National Institute for Marine Research and Development Grigore Antipa	Romania	6 890	<b>2 636</b>
<b>LIAE</b>	Latvian Institute of Aquatic Ecology	Latvia	3 484	<b>3 177</b>
<b>NIB</b>	National Institute of Biology - NIBMarine Biology Station	Slovenia	7 662	<b>3 542</b>
<b>MI</b>	Marine Institute	Ireland	8 249	<b>3 548</b>
<b>HCMR</b>	Hellenic Centre for Marine Research	Greece	15 989	<b>3 965</b>
<b>IHPT</b>	IHPT, Hydrographic institute	Portugal	6 333	<b>5 428</b>
<b>UkrSCES</b>	Ukrainian scientific center of Ecology of Sea (UkrSCES)	Ukraine	5 824	<b>5 644</b>
<b>IEO</b>	IEO/Spanish Oceanographic Institute	Spain	40 356	<b>8 941</b>

<b>SYKE</b>	Finnish Environment Institute	Finland	10 878	<b>10 878</b>
<b>FMI</b>	Finnish Meteorological Institute	Finland	13 500	<b>11 289</b>
<b>IMGW</b>	Instytut Meteorologii i Gosodarki Wodnej	Poland	13 110	<b>13 110</b>
<b>MSI</b>	Marine Systems Institute at Tallinn University of Technology	Estonia	26 474	<b>13 477</b>
<b>OGS</b>	OGS (Istituto Nazionale di Oceanografia e di Geofisica Sperimentale)	Italy	103 687	<b>14 089</b>
<b>BSH-DOD</b>	German Oceanographic Datacentre (NODC)	Germany	39 447	<b>22 169</b>
<b>METU-IMS</b>	Institute of Marine Sciences, Middle East Technical University	Turkey	28 017	<b>24 935</b>
<b>NERI</b>	Aarhus University	Denmark	223 955	<b>59 801</b>
<b>NERC-BODC</b>	British Oceanographic Data Centre	United Kingdom	110 053	<b>62 552</b>
<b>RIHMI-WDC</b>	All-Russia Research Institute of Hydrometeorological Information - World Data Centre (RIHMI-WDC) (NODC)	Russian Federation	131 332	<b>74 207</b>
<b>ICES</b>	ICES	Denmark	79 051	<b>79 051</b>
<b>IMR</b>	Institute of Marine Research - Norwegian Marine Data Centre (NMD)	Norway	111 637	<b>96 844</b>
<b>IFREMER</b>	IFREMER / IDM/SISMER	France	321 726	<b>117 636</b>
<b>SHOM</b>	SHOM (Service Hydrographique et Océanographique de la Marine)	France	171 334	<b>164 911</b>
			<b>TOTAL</b>	<b>1 639 867</b>
				<b>772 834</b>

# Partners with more than 50 000 CDIs

**+ 2 109**

**+ 556**

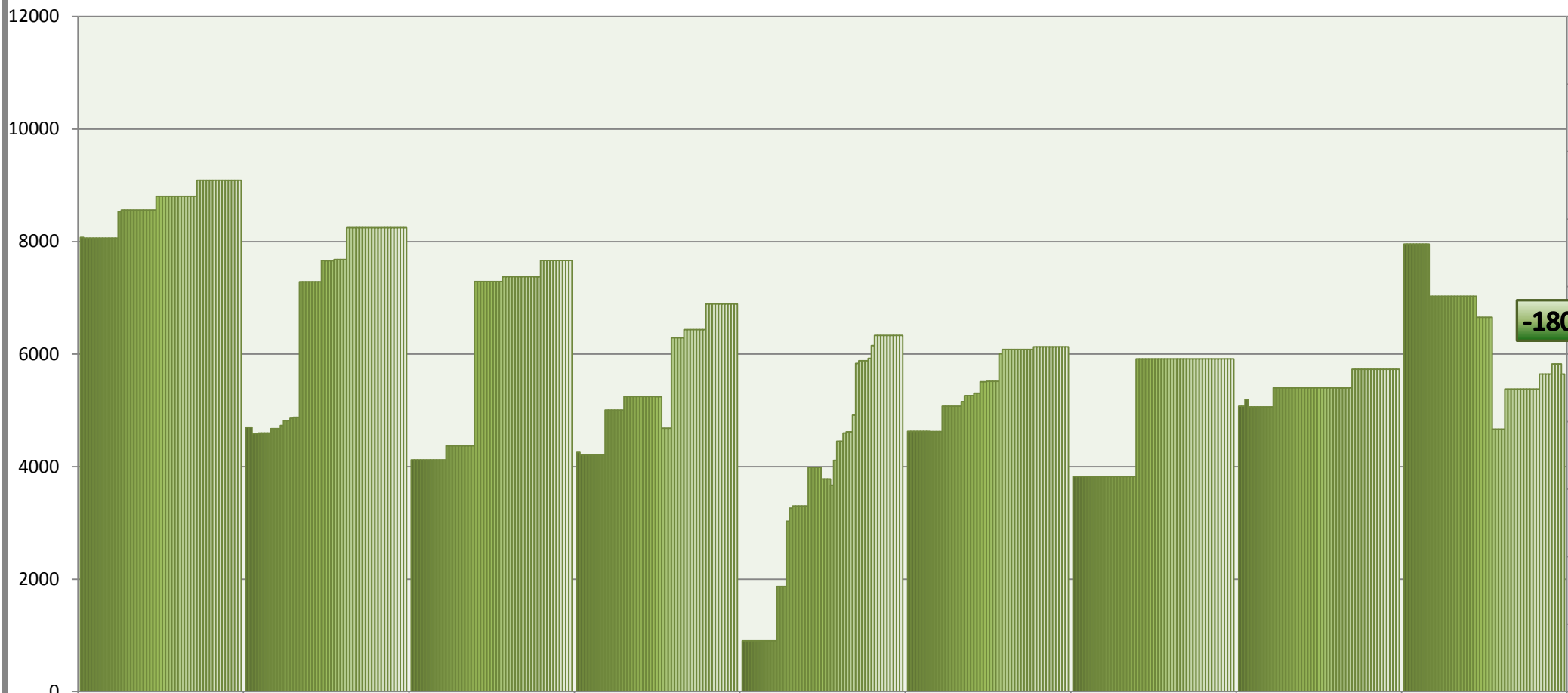


- Oct-12 ■ Nov-12 ■ Dec-12 ■ Jan-13 ■ Feb-13 ■ Mar-13 ■ Apr-13 ■ May-13 ■ Aug-13 ■ Sep-13 ■ Oct-13 ■ Nov-13 ■ Dec-13 ■ Jan-14 ■ Feb-14 ■ Mar-14 ■ Apr-14
- May-14 ■ Jun-14 ■ Jul-14 ■ Aug-14 ■ Sep-14 ■ Oct-14 ■ Nov-14 ■ Dec-14 ■ Jan-15 ■ Feb-15 ■ Mar-15 ■ Apr-15 ■ May-15 ■ Jun-15 ■ Jul-15 ■ Aug-15 ■ Sep-15
- Oct-15 ■ Nov-15 ■ Dec-15 ■ Jan-16 ■ Feb-16 ■ Mar-16 ■ Apr-16 ■ May-16 ■ Jun-16 ■ Jul-16 ■ Aug-16 ■ Sep-16 ■ Oct-16 ■ Nov-16 ■ Dec-16 ■ Jan-17 ■ Feb-17





### Partners with 4 000 < CDI entries < 10 000



- Oct-12 ■ Nov-12 ■ Dec-12 ■ Jan-13 ■ Feb-13 ■ Mar-13 ■ Apr-13 ■ May-13 ■ Aug-13 ■ Sep-13 ■ Oct-13 ■ Nov-13 ■ Dec-13 ■ Jan-14 ■ Feb-14 ■ Mar-14 ■ Apr-14
- May-14 ■ Jun-14 ■ Jul-14 ■ Aug-14 ■ Sep-14 ■ Oct-14 ■ Nov-14 ■ Dec-14 ■ Jan-15 ■ Feb-15 ■ Mar-15 ■ Apr-15 ■ May-15 ■ Jun-15 ■ Jul-15 ■ Aug-15 ■ Sep-15
- Oct-15 ■ Nov-15 ■ Dec-15 ■ Jan-16 ■ Feb-16 ■ Mar-16 ■ Apr-16 ■ May-16 ■ Jun-16 ■ Jul-16 ■ Aug-16 ■ Sep-16 ■ Oct-16 ■ Nov-16 ■ Dec-16 ■ Jan-17 ■ Feb-17



## Statistics on CSR harvesting

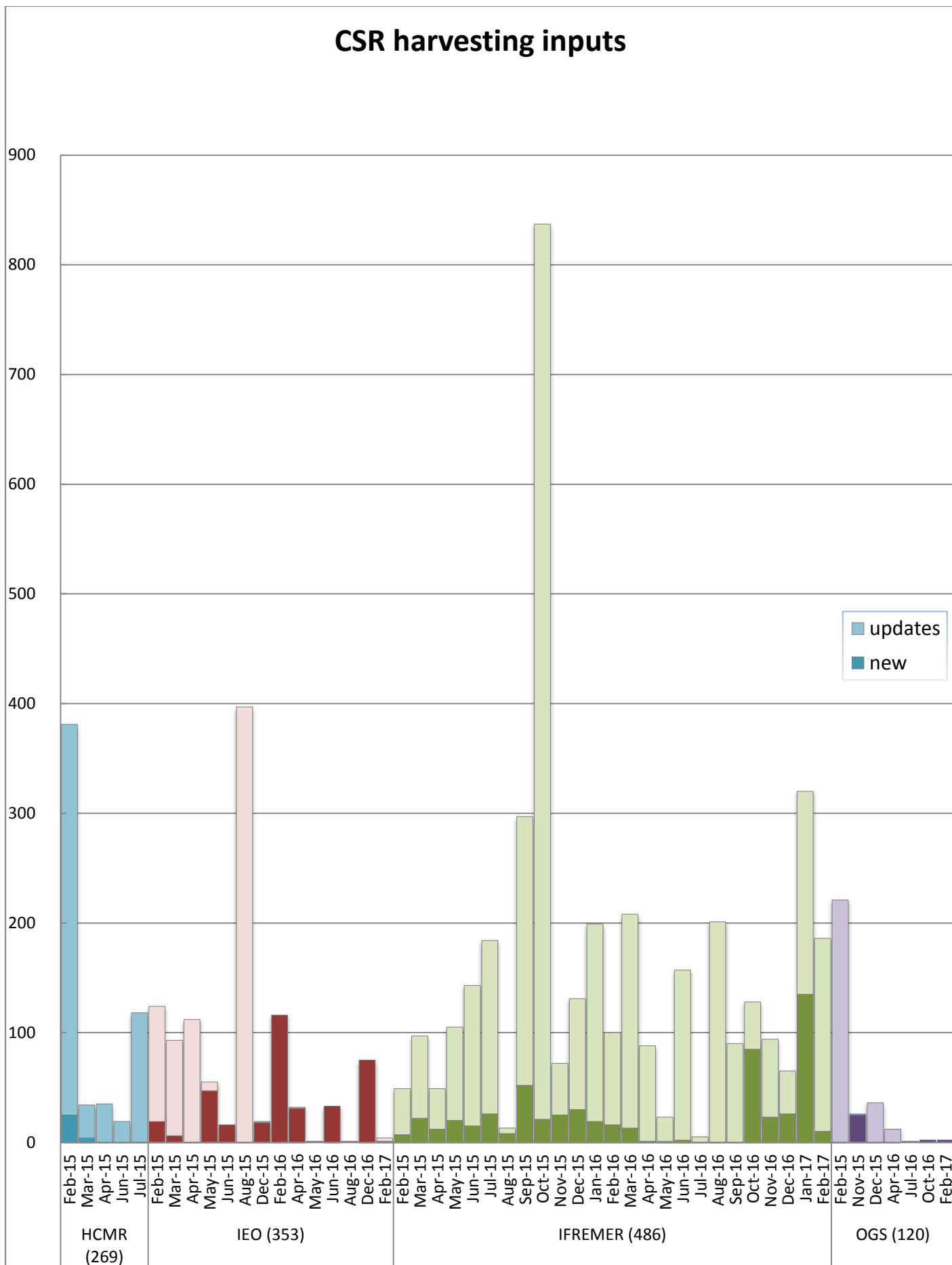
The CSR automatic harvesting result for this month is 13 new records and 179 updated records.

Details of harvesting per centre are the following:

Centre	Date	New	Updates
<b>OGS (120)</b>	07/02/2017	2	
<b>IFREMER (486)</b>	07/02/2017	2	139
<b>IFREMER (486)</b>	14/02/2017	5	32
<b>IFREMER (486)</b>	21/02/2017	2	3
<b>IEO (353)</b>	28/02/2017	1	3
<b>IFREMER (486)</b>	28/02/2017	1	2
<b>Total</b>		<b>13</b>	<b>179</b>

HCMR had no CSR creations or updates during this month.

The graph below shows the CSR harvesting inputs since beginning of 2015:



## History

### Global counts on all catalogues in 2015

Catalogue	Jan-15	Feb-15	Mar-15	Apr-15	May-15	Jun-15	Jul-15	Aug-15	Sep-15	Oct-15	Nov-15	Dec-15
EDMO	3 210	3 223	3 275	3 324	3 422	3 532	3 556	3 564	3 583	3 619	3 639	3 659
EDMED	3 980	3 982	3 984	3 984	3 990	3 992	4 014	4 034	4 053	4 055	4 054	4 060
EDMERP	2 858	2 866	2 878	2 878	2 886	2 898	2 900	2 900	2 901	2 903	2 903	2 903
EDIOS-PRG	360	360	361	361	361	361	361	361	362	362	362	362
CSR	45 483	45 534	45 744	45 810	45 906	45 969	46 059	46 108	46 342	46 444	46 563	46 641
CDI	1 714 285	1 721 708	1 721 604	1 720 724	1 709 958	1 764 762	1 767 715	1 779 199	1 784 327	1 796 791	1 800 648	1 809 541

### Global counts on all catalogues in 2014

Catalogue	Jan-14	Feb-14	Mar-14	Apr-14	May-14	Jun-14	Jul-14	Aug-14	Sep-14	Oct-14	Nov-14	Dec-14
EDMO	2 451	2 467	2 651	2 685	2 688	2 692	2 693	2 701	2 875	3 103	3 199	3 212
EDMED	3 944	3 945	3 945	3 947	3 948	3 955	3 957	3 960	3 961	3 962	3 963	3 965
EDMERP	2 787	2 808	2 830	2 832	2 834	2 837	2 841	2 844	2 847	2 849	2 850	2 857
EDIOS-PRG	359	360	360	360	360	360	360	360	360	360	360	360
CSR	44 230	44 294	44 447	44 518	44 518	44 657	44 696	45 012	45 072	45 109	45 156	45 163
CDI	1 498 793	1 537 556	1 558 428	1 566 528	1 569 847	1 575 035	1 604 916	1 612 514	1 621 749	1 626 904	1 631 984	1 662 548

## Global counts on all catalogues in 2012/2013

Catalogue	Sept-12	Oct-12	Nov-12	Dec-12	Jan-13	Feb-13	Mar-13	Apr-13	May-13	Aug-13	Sep-13	Oct-13	Nov-13	Dec-13
EDMO	2 261	2 283	2 296	2 304	2 330	2 351	2 359	2 362	2 370	2 384	2 404	2 404	2 423	2 431
EDMED	3 834	3 834	3 834	3 834	3 834	3 834	3 882	3 885	3 885	3 889	3 901	3 901	3 925	3 944
EDMERP	2 617	2 637	2 667	2 674	2 683	2 684	2 685	2 686	2 690	2 698	2 710	2 710	2 772	2 772
EDIOS-PRG	350	350	350	350	353	353	353	353	354	356	358	359	359	359
CSR	41 330	41 481	41 832	42 256	43 423	43 539	43 782	44 153	43 479	43 687	43 713	43 765	44 094	44 236
CDI	1 088 322	1 097 399	1 241 010	1 267 669	1 274 982	1 291 491	1 302 629	1 311 827	1 317 191	1 350 455	1 356 245	1 360 236	1 386 446	1 496 950