

September 2017 – SeaDataCloud catalogues follow-up

All documents used to write this report are available on the extranet of the project under [SeaDataCloud > Follow up](#).

Statistics on all catalogues

In September 2017, global increases on catalogues :

- **CDI (Data)** : **+19 584**,
- **CSR (Cruises)** : **+408**,
- **EDMO (Marine organisations)** : **+5**,
- **EDMERP (Projects)** : **+2**,
- **EDMED (Data sets)** : **+23**

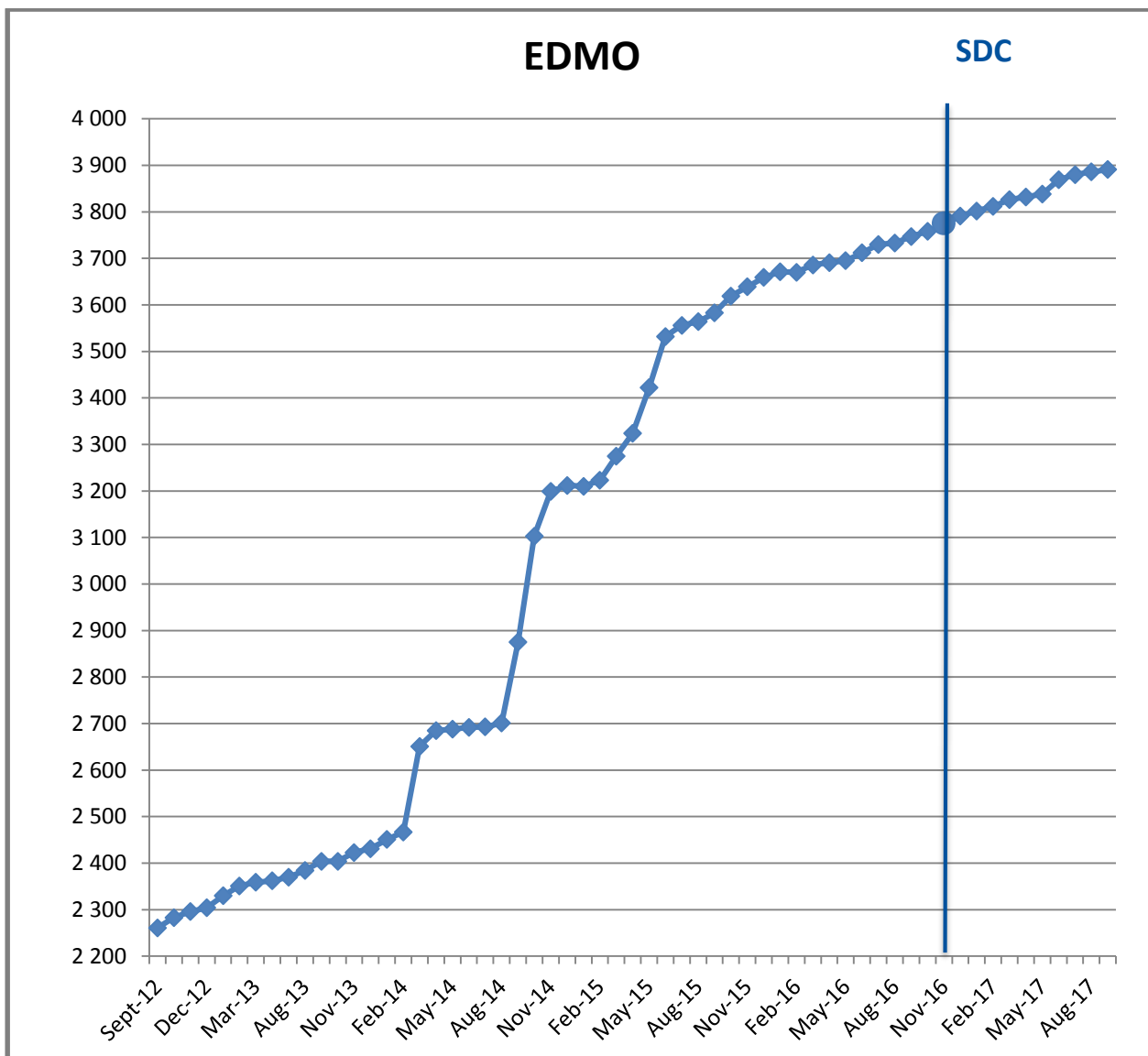
and no change for **EDIOS-PRG (Programmes)**.

Since the beginning of SeaDataCloud :

Catalogue	Sep-17	Aug-17	Jul-17	Jun-17	May-17	Apr-17	Mars-17	Feb-17	Jan-17	Increase (*)
EDMO	3 891	3 886	3 880	3 869	3 838	3 832	3 826	3 812	3 802	133
EDMED	4 131	4 108	4 101	4 101	4 099	4 096	4 084	4 085	4 082	54
EDMERP	3 018	3 016	3 000	2 993	2 992	2 990	2 990	2 988	2 981	43
EDIOS-PRG	362	362	362	362	362	362	362	362	362	0
CSR	47 301	46 893	46 756	46 723	46 724	46 681	46 480	46 398	46 356	1 311
CDI	2 000 402	1 980 818	1 977 738	1 974 509	1 971 285	1 968 060	1 955 483	1 949 991	1 947 452	126 579

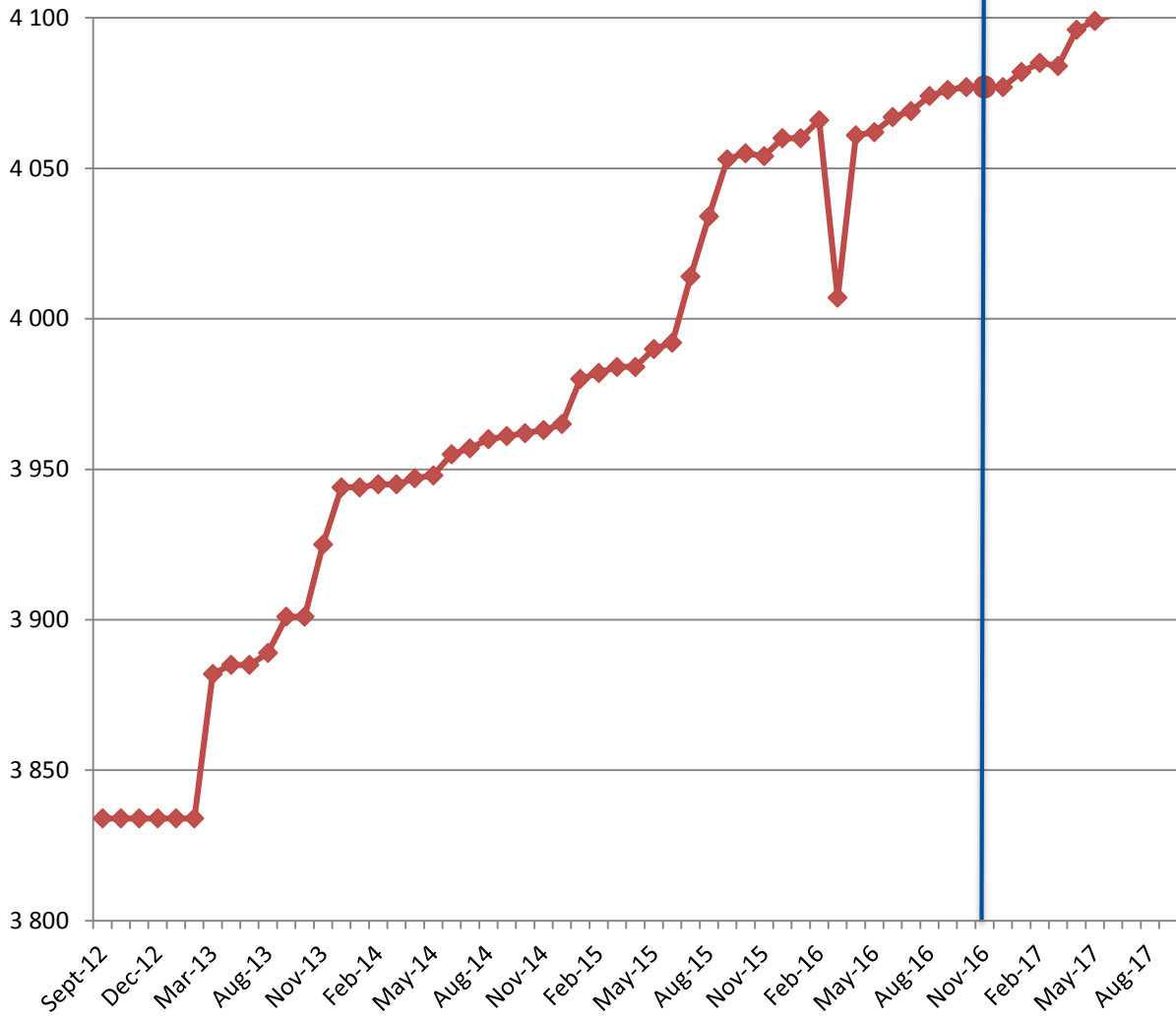
(*) Increase since beginning of SeaDataCloud (01/11/2016)

Nb of EDMO, EDMED, EDMERP, EDIOS, CSR and CDI per month



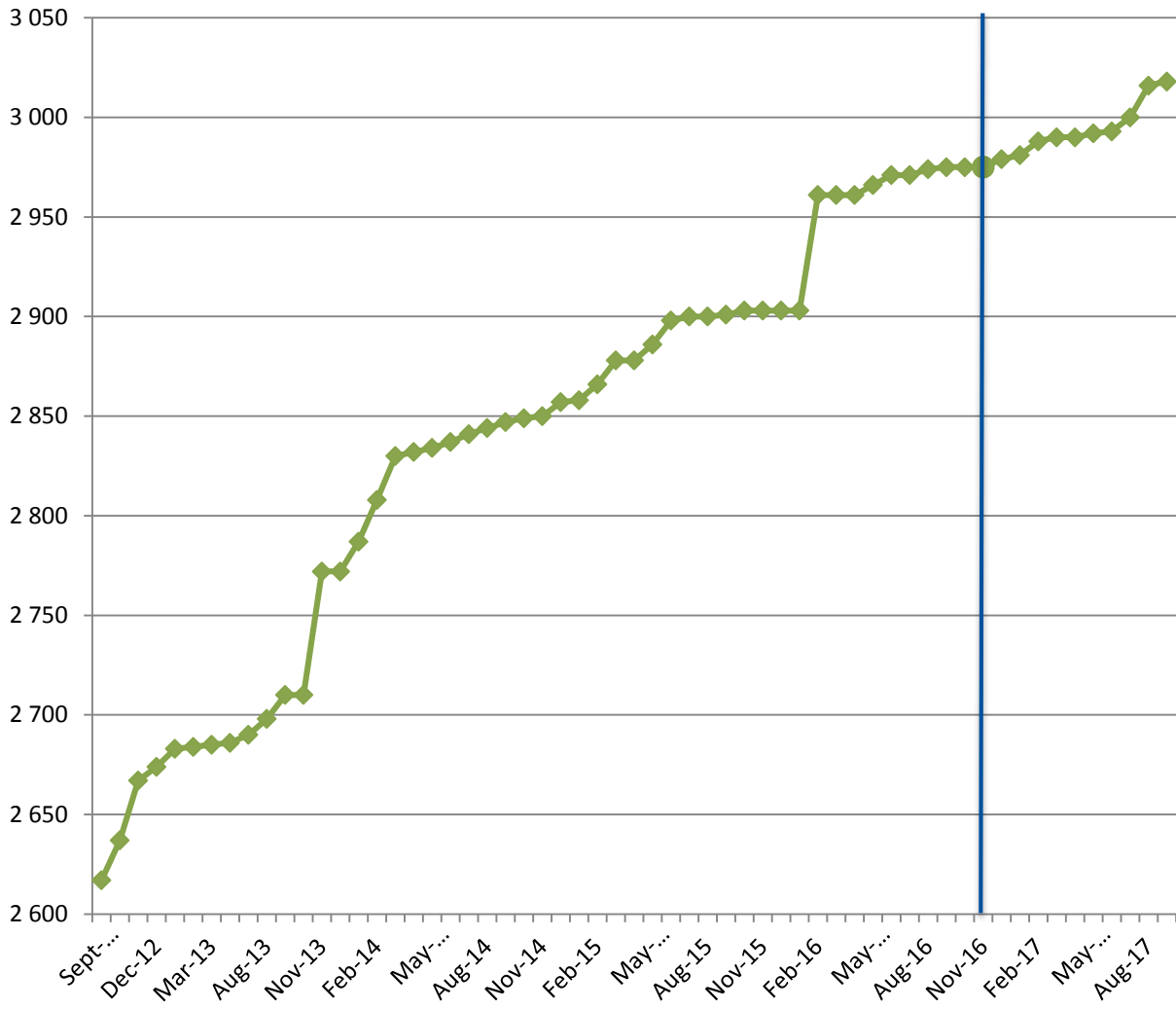
EDMED

SDC



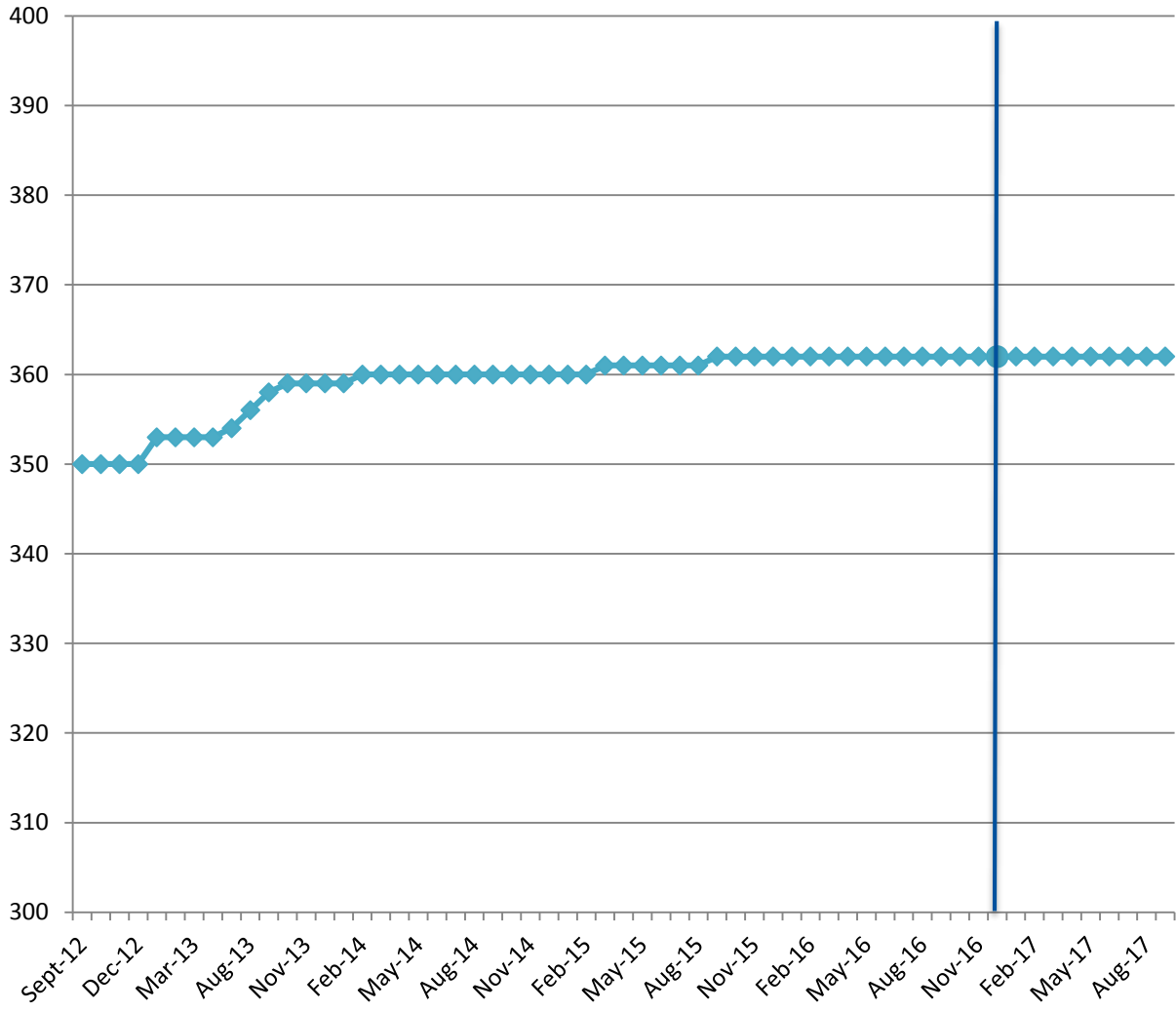
EDMERP

SDC



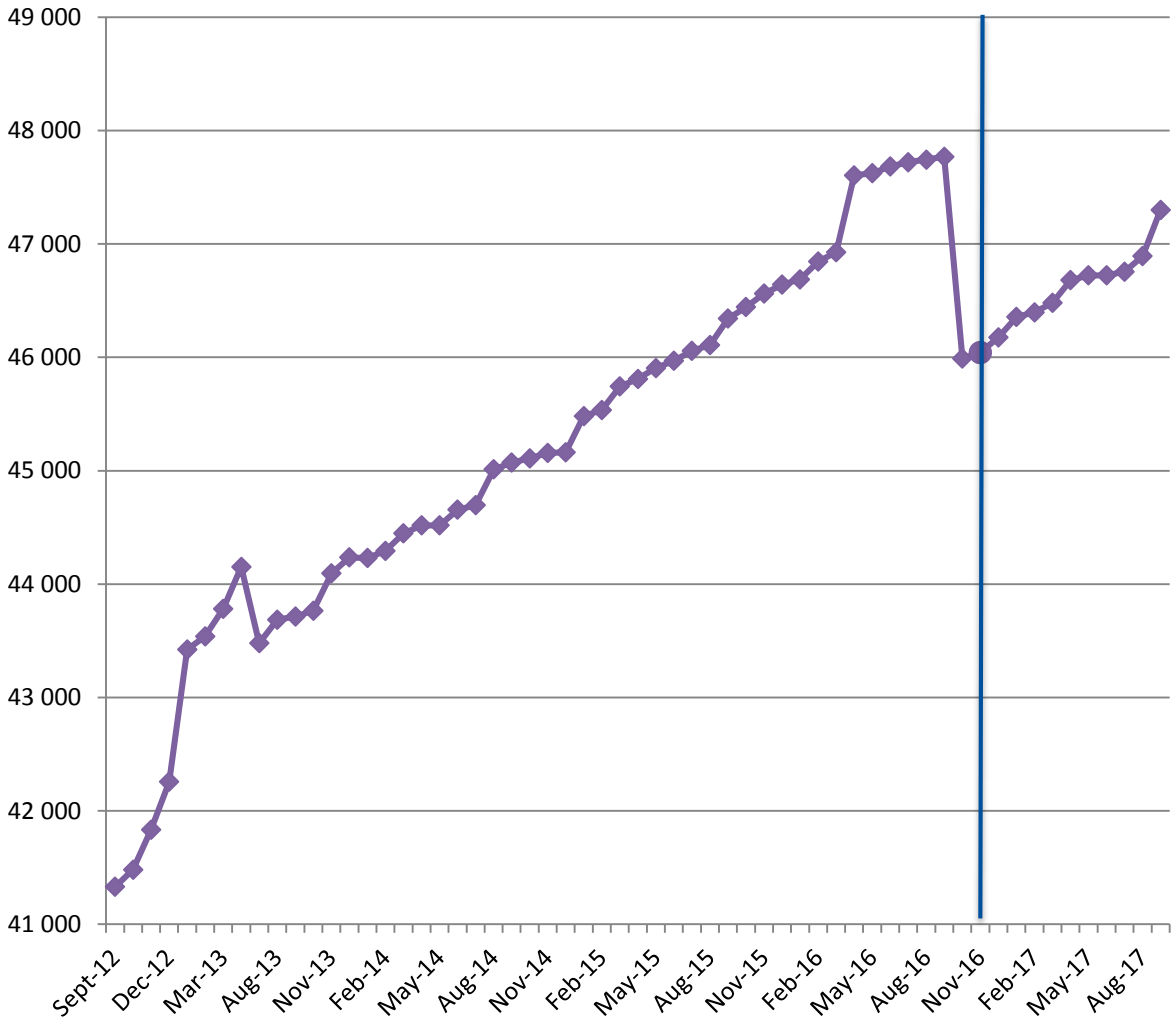
EDIOS-PRG

SDC



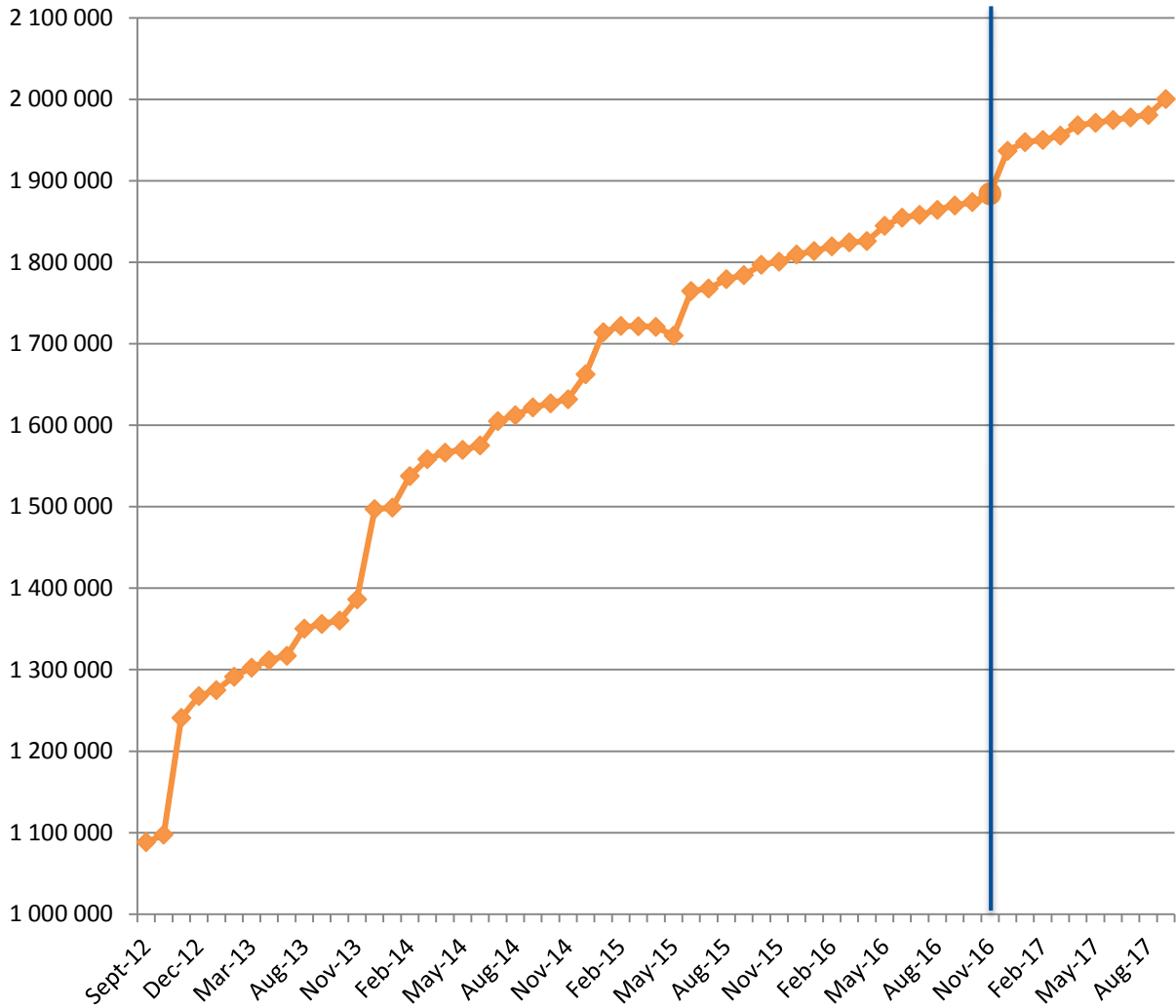
CSR

SDC



CDI

SDC



Statistics on CDI catalogue

Details of last month upgrades per partners are the following:

CDI partner	Country	Last increase
AU-DMU	Denmark	8 033
CSIC	Spain	1
ENEA	Italy	190
IEO	Spain	73
IFREMER	France	2 861
INSTM	Tunisia	8
IO-BAS	Bulgaria	116
LHEI	Latvia	133
METU-IMS	Turkey	510
MRI	Iceland	1 309
MSI	Estonia	660
NERC-BODC	United Kingdom	3 130
NIB	Slovenia	354
NIMRD	Romania	601
RIHMI-WDC	Russian Federation	-93
SIO-RAS	Russian Federation	30
SMHI	Sweden	1 163
TSU-DNA	Georgia	22
UOM	Malta	2
TOTAL		19103

- 19 SeaDataCloud partners have input data in the CDI catalogue, for a total increase of **+19 103 records**.
- 4 other partners, not in the SeaDataCloud consortium, have worked for a increase of **+481 records**.

Since the beginning of the follow-up reports (October 2012), the global increase in CDI, per partner, is the following: Note that for SMHI and SIO-RAS the negative increase is due to the change in their time series management (SMHI), the change of data owner and the remove of incorrect records (SIO-RAS). The new owner is SOI, not in the SeaDataCloud consortium).

CDI partner	Name of partner	Country	Nb 05/10/2017	Increase since start SDN2	Increase since start SDC
BSH-DOD	German Oceanographic Datacentre (NODC)	Germany	39 447	22 169	0
CNR	CNR	Italy	484	484	0
CNRS	French National Center for Scientific Research	France	0	-	0
FMI	Finnish Meteorological Institute	Finland	13 500	11 289	0
GEOMAR	Helmholtz Centre for Ocean Research Kiel	Germany	0	-	0
IHPT	IHPT, Hydrographic institute	Portugal	6 333	5 428	0
IMBK	Institute of Marine Biology (IMBK)	Montenegro	706	684	0
IMGW	Instytut Meteorologii i Gosodarki Wodnej	Poland	13 110	13 110	0
IOF	Institute of Oceanography and Fisheries	Croatia	2 233	657	0
IOLR	Israel Oceanographic and Limnological Research (IOLR)	Israel	5 732	659	0
IOPAN	IOPAN	Poland	18	18	0
NIOZ	NIOZ Royal Netherlands Institute for Sea Research	Netherlands	6 130	1 501	0
ORION / OC-UCY	Cyprus Oceanography Center	Cyprus	3 520	1 965	0
RBINS	Royal Belgian Institute of Natural Sciences	Belgium	12 329	796	0
SHOM	Shom	France	171 334	164 911	0
VLIZ	Flanders Marine Institute	Belgium	3 572	1 953	0
INSTM	Institut National des Sciences et Technologies de la Mer	Tunisia	952	952	-17
CSIC	Consejo Superior de Investigaciones Cientificas	Spain	6	6	1
UOM	University Of Malta	Malta	1 027	399	2
SIO-RAS	P.P.Shirshov Institute of Oceanology-RAS	Russian Federation	10 471	-28 352	30
TSU-DNA	Iv.Javakhishvili Tbilisi State University	Georgia	993	98	41
ENEA	ENEA Centro Ricerche Ambiente Marino - La Spezia	Italy	9 279	1 205	190
UkrSCES	Ukrainian scientific center of Ecology of Sea (UkrSCES)	Ukraine	5 923	5 923	279
RIHMI-WDC	All-Russia Research Institute of Hydrometeorological Information - World Data Centre	Russian Federation	131 631	74 506	299
IO-BAS	Bulgarian National Oceanographic Data Centre(BGODC)	Bulgaria	3 806	1 498	327
NIB	National Institute of Biology - NIBMarine Biology Station	Slovenia	8 016	3 896	354
LHEI	Latvian Institute of Aquatic Ecology	Latvia	3 905	3 598	421

METU-IMS	Institute of Marine Sciences, Middle East Technical University	Turkey	28 513	25 431	496
MSI	Marine Systems Institute at Tallinn University of Technology	Estonia	27 260	14 263	786
SMHI	Swedish Meteorological and Hydrological Institute	Sweden	95 449	-14 078	1 163
NIMRD	National Institute for Marine Research and Development Grigore Antipa	Romania	8 088	3 834	1 198
IEO	IEO/Spanish Oceanographic Institute	Spain	41 613	10 198	1 257
MI	Marine Institute	Ireland	9 549	4 848	1 300
HCMR	Hellenic Centre for Marine Research	Greece	17 330	5 306	1 341
MRI	Marine Research Institute (MRI)	Iceland	7 334	3 510	1 420
NERC-BODC	British Oceanographic Data Centre	United Kingdom	114 076	66 019	4 073
OGS	OGS (Istituto Nazionale di Oceanografia e di Geofisica Sperimentale)	Italy	106 454	16 856	4 907
SYKE	Finnish Environment Institute	Finland	11 498	11 498	5 291
AU-DMU	Aarhus University	Denmark	231 988	67 834	8 033
IMR	Institute of Marine Research - Norwegian Marine Data Centre (NMD)	Norway	120 849	106 056	9 212
IFREMER	IFREMER / IDM/SISMER	France	338 237	132 038	27 480
ICES	International Council for the Exploration of the Sea (ICES)	Denmark	79 669	79 669	55 498
		TOTAL	1 692 364	822 635	125 382

Statistics on CSR harvesting

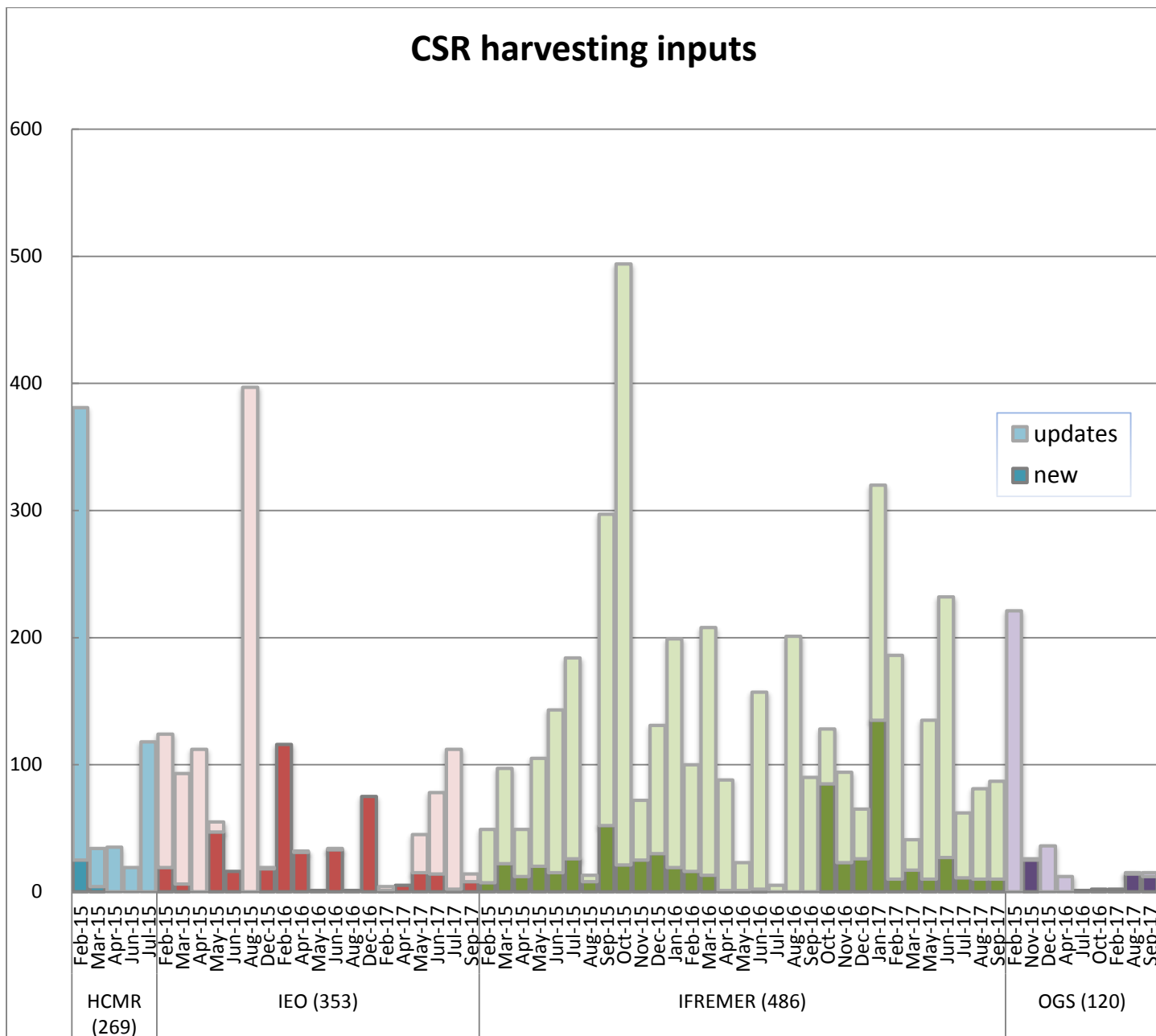
The CSR automatic harvesting result for this month is 30 new records and 86 updates .

Details of harvesting per centre are the following:

Centre	Date	New	Update
IEO (353)	05.09.2017	3	1
IFREMER (486)	05.09.2017		3
IEO (353)	12.09.2017		4
IFREMER (486)	12.09.2017	5	32
IFREMER (486)	19.09.2017	5	37
IEO (353)	26.09.2017	5	1
IFREMER (486)	26.09.2017		5
OGS (120)	26.09.2017	12	3
Total		30	86

HCMR had no CSR creations or updates during this month.

The graph below shows the CSR harvesting inputs since beginning of 2015:



History

Global counts on all catalogues in 2016

Catalogue	Jan-16	Feb-16	Mar-16	Apr-16	May-16	Jun-16	Jul-16	Aug-16	Sep-16	Oct-16	Nov-16	Dec-16
EDMO	3 671	3 670	3 686	3 691	3 695	3 712	3 730	3 733	3 747	3 758	3 775	3 791
EDMED	4 060	4 066	4 007	4 061	4 062	4 067	4 069	4 074	4 076	4 077	4 077	4 077
EDMERP	2 903	2 961	2 961	2 961	2 966	2 971	2 971	2 974	2 975	2 975	2 975	2 979
EDIOS-PRG	362	362	362	362	362	362	362	362	362	362	362	362
CSR	46 688	46 845	46 928	47 606	47 625	47 684	47 722	47 744	47 770	45 990	46 043	46 175
CDI	1 813 947	1 819 492	1 824 402	1 825 957	1 844 660	1 854 787	1 858 162	1 864 378	1 869 790	1 873 823	1 884 034	1 936 759

Global counts on all catalogues in 2015

Catalogue	Jan-15	Feb-15	Mar-15	Apr-15	May-15	Jun-15	Jul-15	Aug-15	Sep-15	Oct-15	Nov-15	Dec-15
EDMO	3 210	3 223	3 275	3 324	3 422	3 532	3 556	3 564	3 583	3 619	3 639	3 659
EDMED	3 980	3 982	3 984	3 984	3 990	3 992	4 014	4 034	4 053	4 055	4 054	4 060
EDMERP	2 858	2 866	2 878	2 878	2 886	2 898	2 900	2 900	2 901	2 903	2 903	2 903
EDIOS-PRG	360	360	361	361	361	361	361	361	362	362	362	362
CSR	45 483	45 534	45 744	45 810	45 906	45 969	46 059	46 108	46 342	46 444	46 563	46 641
CDI	1 714 285	1 721 708	1 721 604	1 720 724	1 709 958	1 764 762	1 767 715	1 779 199	1 784 327	1 796 791	1 800 648	1 809 541

Global counts on all catalogues in 2014

Catalogue	Jan-14	Feb-14	Mar-14	Apr-14	May-14	Jun-14	Jul-14	Aug-14	Sep-14	Oct-14	Nov-14	Dec-14
EDMO	2 451	2 467	2 651	2 685	2 688	2 692	2 693	2 701	2 875	3 103	3 199	3 212
EDMED	3 944	3 945	3 945	3 947	3 948	3 955	3 957	3 960	3 961	3 962	3 963	3 965
EDMERP	2 787	2 808	2 830	2 832	2 834	2 837	2 841	2 844	2 847	2 849	2 850	2 857
EDIOS-PRG	359	360	360	360	360	360	360	360	360	360	360	360
CSR	44 230	44 294	44 447	44 518	44 518	44 657	44 696	45 012	45 072	45 109	45 156	45 163
CDI	1 498 793	1 537 556	1 558 428	1 566 528	1 569 847	1 575 035	1 604 916	1 612 514	1 621 749	1 626 904	1 631 984	1 662 548

Global counts on all catalogues in 2012/2013

Catalogue	Sept-12	Oct-12	Nov-12	Dec-12	Jan-13	Feb-13	Mar-13	Apr-13	May-13	Aug-13	Sep-13	Oct-13	Nov-13	Dec-13
EDMO	2 261	2 283	2 296	2 304	2 330	2 351	2 359	2 362	2 370	2 384	2 404	2 404	2 423	2 431
EDMED	3 834	3 834	3 834	3 834	3 834	3 834	3 882	3 885	3 885	3 889	3 901	3 901	3 925	3 944
EDMERP	2 617	2 637	2 667	2 674	2 683	2 684	2 685	2 686	2 690	2 698	2 710	2 710	2 772	2 772
EDIOS-PRG	350	350	350	350	353	353	353	353	354	356	358	359	359	359
CSR	41 330	41 481	41 832	42 256	43 423	43 539	43 782	44 153	43 479	43 687	43 713	43 765	44 094	44 236
CDI	1 088 322	1 097 399	1 241 010	1 267 669	1 274 982	1 291 491	1 302 629	1 311 827	1 317 191	1 350 455	1 356 245	1 360 236	1 386 446	1 496 950