

# April 2018 – SeaDataCloud catalogues follow-up

All documents used to write this report are available on the extranet of the project under [SeaDataCloud > Follow up](#).

## Statistics on all catalogues

In April 2018, global increases on catalogues :

- **CDI (Data)** : **+12 136,**
- **CSR (Cruises)** : **+79,**
- **EDMO (Marine organisations)** : **+12,**
- **EDMERP (Projects)** : **+3,**
- **EDMED (Data sets)** : **+4**

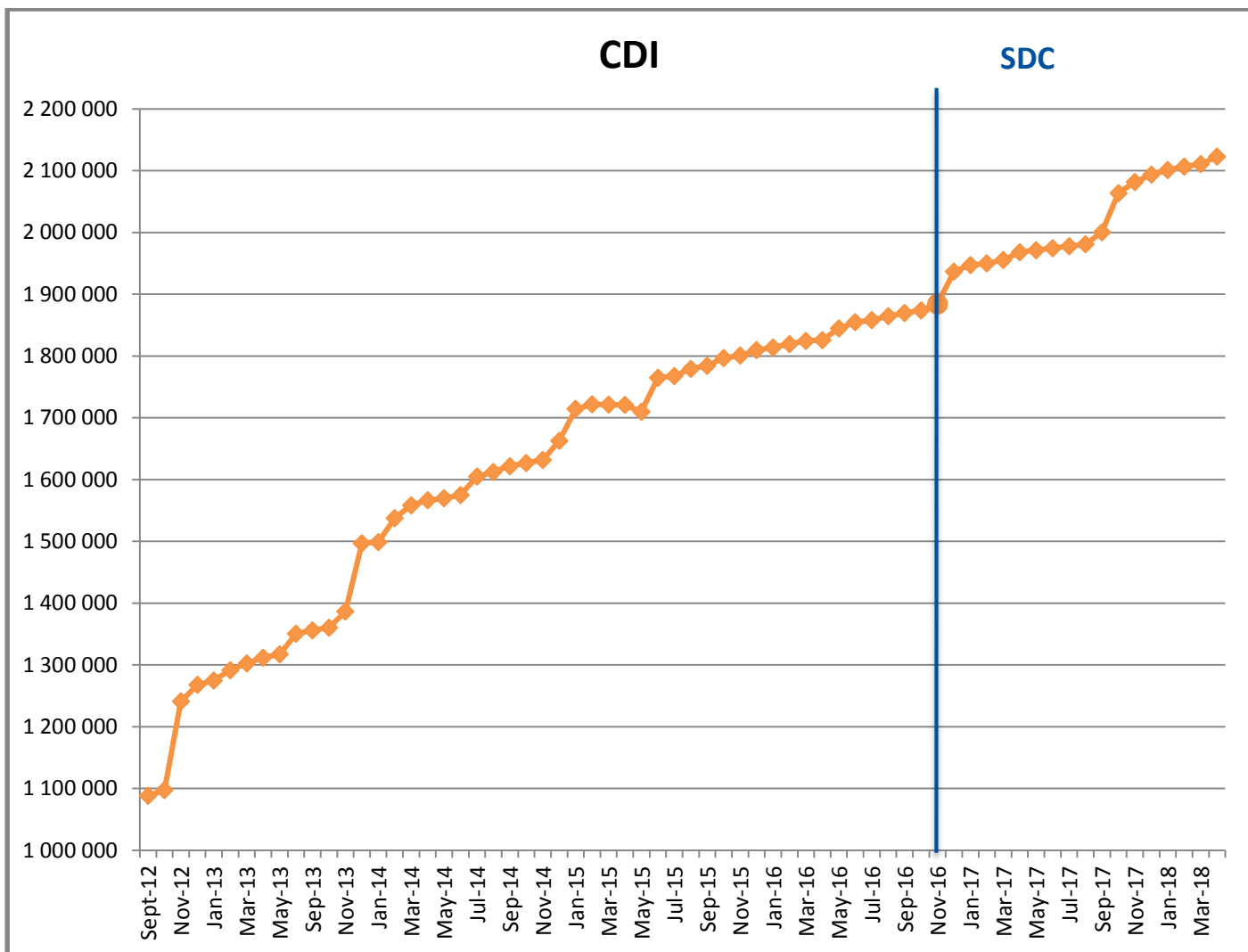
and no change for **EDIOS-PRG (Programmes)**.

## Since the beginning of SeaDataCloud :

Catalogue	Apr-18	Mar-18	Feb-18	Jan-18	Dec-17	Nov-17	Oct-17	Sep-17	Aug-17	Jul-17	Beginnig	Increase*
<b>EDMO</b>	<b>3 952</b>	<b>3 940</b>	3 931	3 927	3 920	3 915	3 899	3 891	3 886	3 880	<b>3 758</b>	<b>194</b>
<b>EDMED</b>	<b>4 166</b>	<b>4 162</b>	4 158	4 154	4 149	4 142	4 135	4 131	4 108	4 101	<b>4 077</b>	<b>89</b>
<b>EDMERP</b>	<b>3 054</b>	<b>3 051</b>	3 048	3 042	3 036	3 026	3 020	3 018	3 016	3 000	<b>2 975</b>	<b>79</b>
<b>EDIOS-PRG</b>	<b>362</b>	<b>362</b>	362	362	362	362	362	362	362	362	<b>362</b>	<b>0</b>
<b>CSR</b>	<b>55 709</b>	<b>55 630</b>	55 485	55 399	55 178	55 052	54 949	54 795	54 387	54 250	<b>53 484</b>	<b>2 225</b>
<b>CDI</b>	<b>2 122 824</b>	<b>2 110 688</b>	2 106 680	2 101 090	2 093 605	2 081 618	2 063 832	2 000 402	1 980 818	1 977 738	<b>1 873 823</b>	<b>249 001</b>

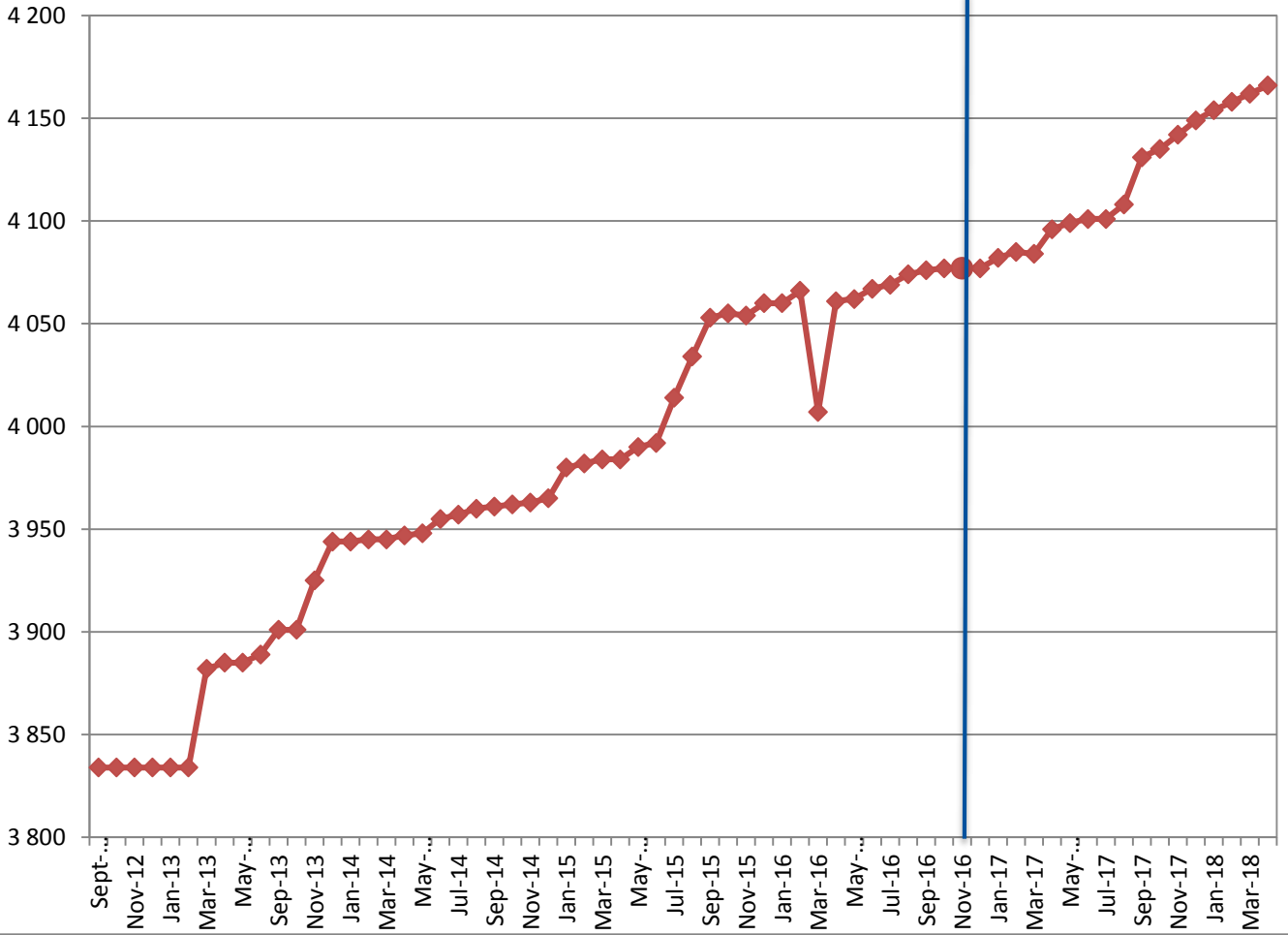
(\*) Increase since beginning of SeaDataCloud (01/11/2016)

Nb of EDMO, EDMED, EDMERP, EDIOS, CSR and CDI per mon



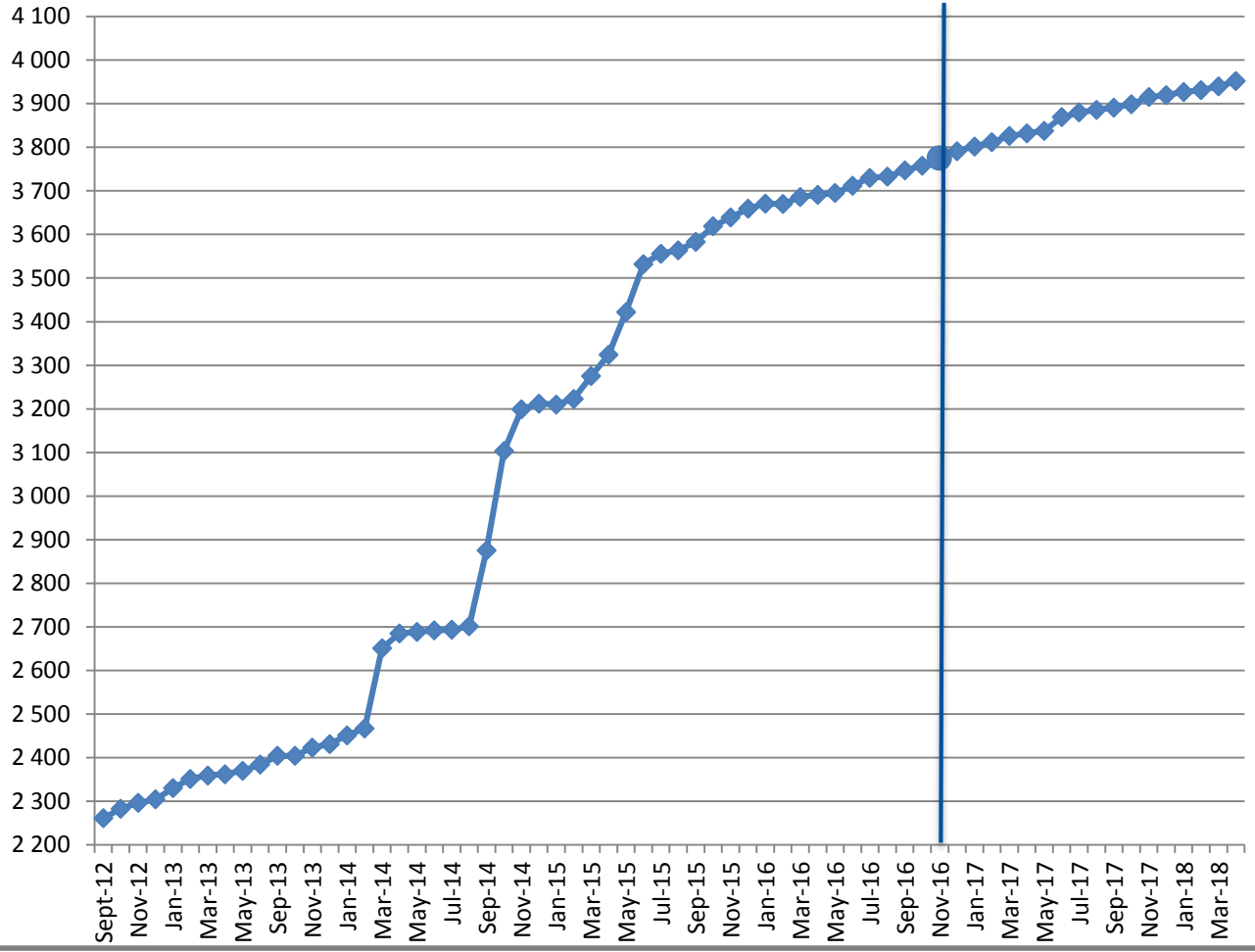
# EDMED

# SDC



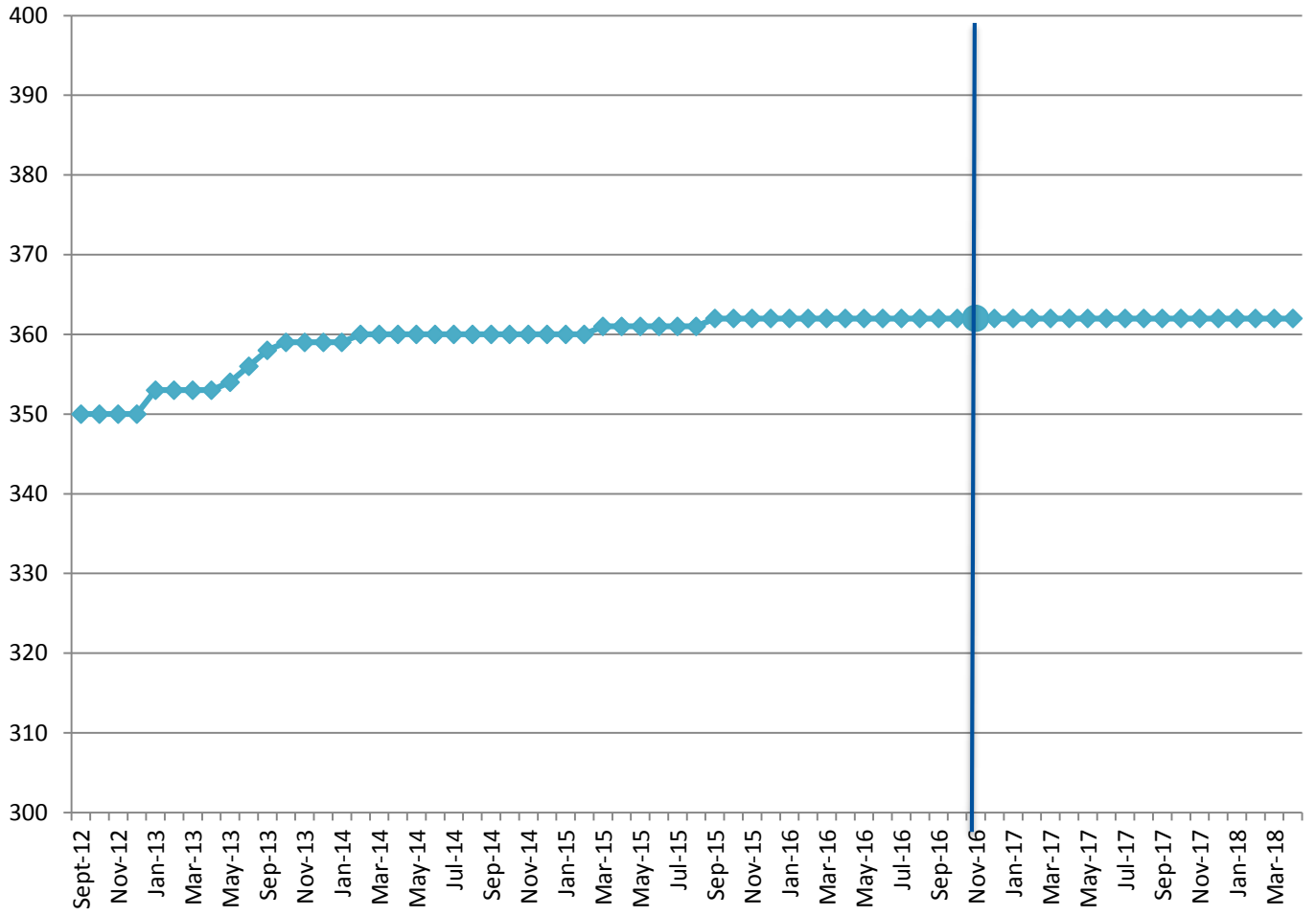
EDMO

SDC



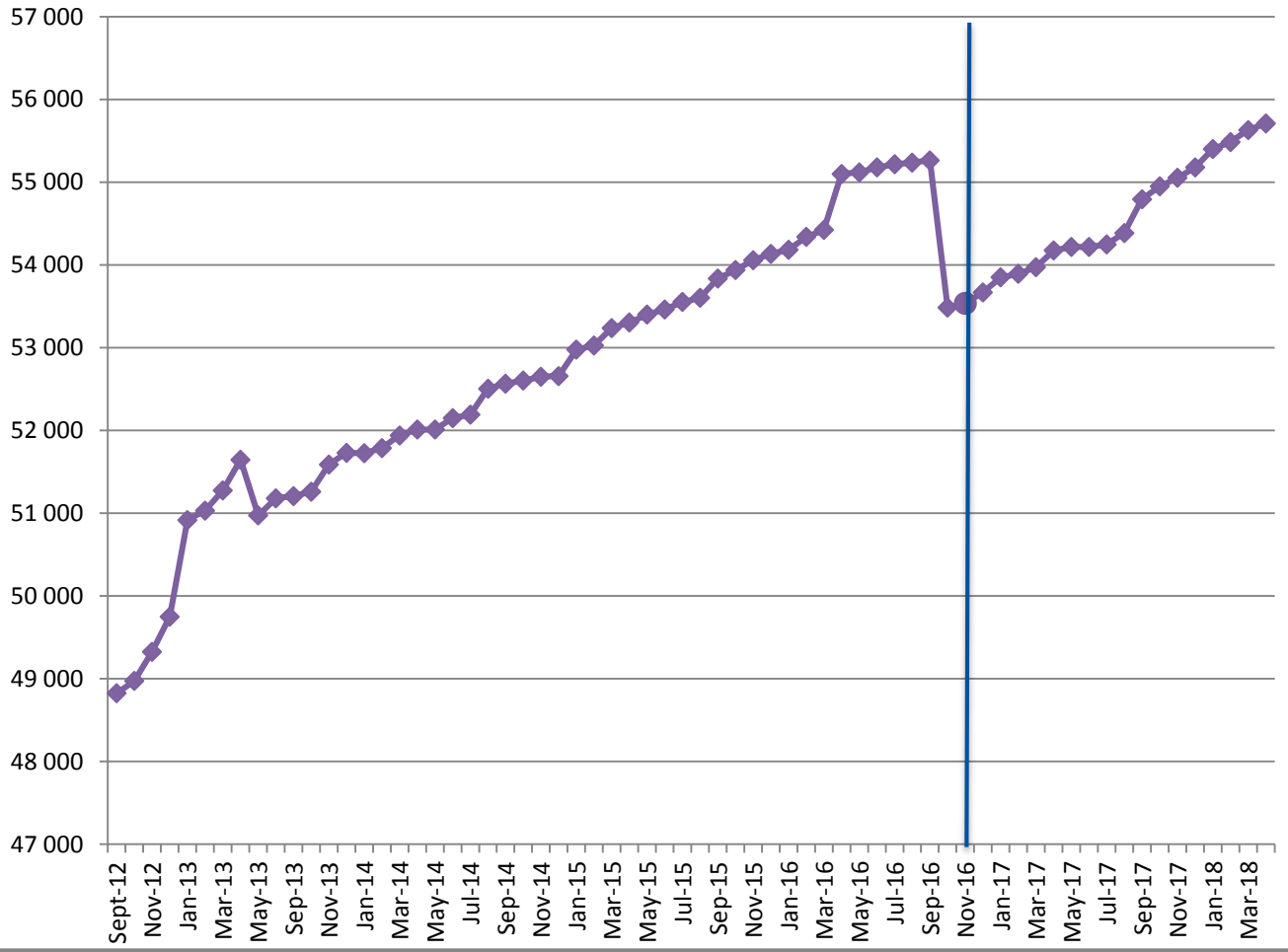
# EDIOS-PRG

SDC



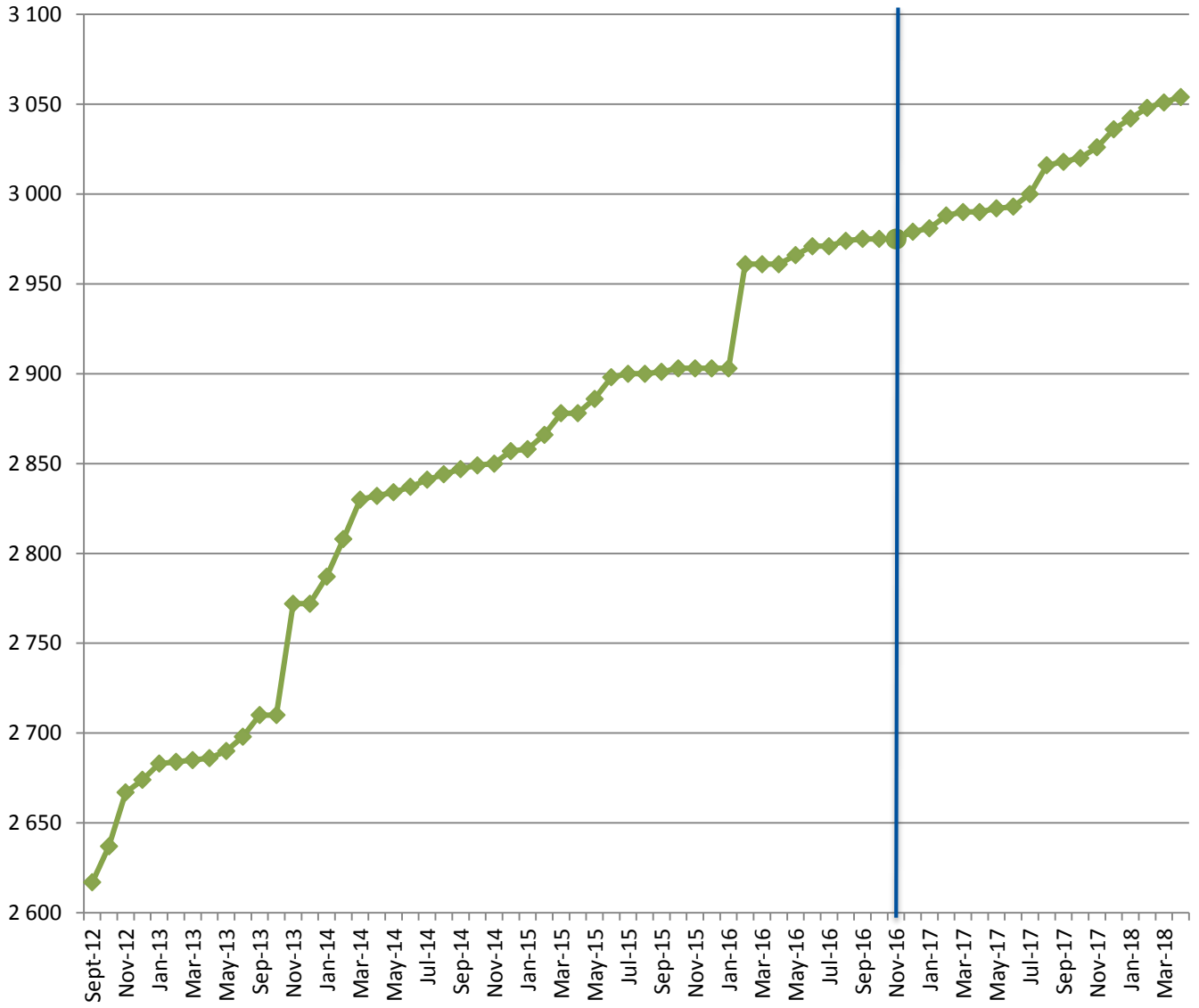
CSR

SDC



# EDMERP

SDC



## Statistics on CDI catalogue

Details of last month upgrades per partners are the following:

CDI partner	Country	Last increase
CNRS/MIO	France	6
CNRS/OSU-SBR	France	2
IEO	Spain	548
IFREMER	France	2 386
IHPT	Portugal	119
IOLR	Israel	1 576
LHEI	Latvia	164
METU-IMS	Turkey	1 002
MI	Ireland	3
NERC-BODC	United Kingdom	4 030
OGS	Italy	188
RIHMI-WDC	Russian Federation	1 447
SIO-RAS	Russian Federation	130
TSU-DNA	Georgia	3
UOM	Malta	312
<b>TOTAL</b>		<b>11 916</b>

- 15 SeaDataCloud partners have input data in the CDI catalogue, for a total increase of **+11 916 records**, including a new SDC partner :
  - CNRS/OSU-SBR - Roscoff Marine Station, Sorbonne Universités, UPMC Univ Paris 06 and CNRS, EDMO 521, France.
- 3 other partners, not in the SeaDataCloud consortium, have worked for a increase of **+220 records**

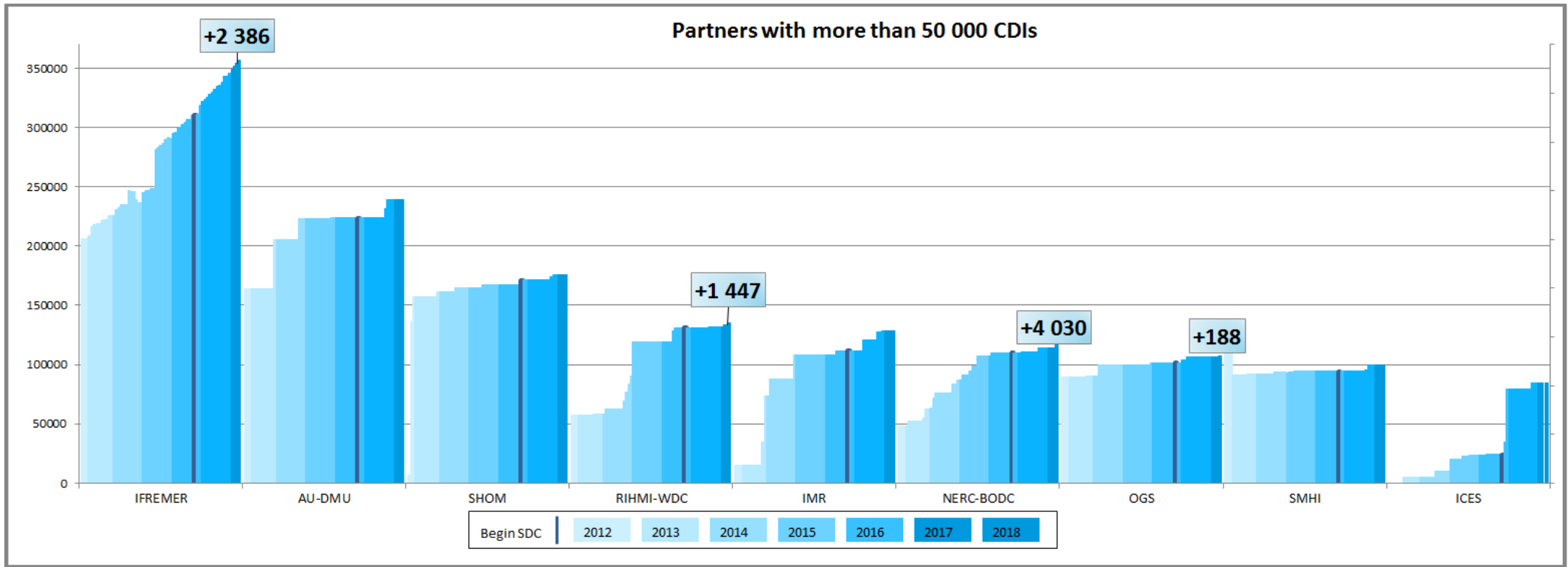


Since the beginning of the follow-up reports (October 2012), the increase in CDI since start SDC (November 2016), between end SDN2 (September 2015) and start SDC, increase since SDN2, per partner, is the following: Note that for SMHI and SIO-RAS the negative increase since start SDN2 is due to the change in their time series management (SMHI), the change of data owner and the remove of incorrect records (SIO-RAS). The new owner is SOI, not in the SeaDataCloud consortium).

CDI partner	Name of partner	Country	Nb 04/04/2018	Increase since start SDC	Increase between SDN2 and SDC	Increase since start SDN2
<b>INSTM</b>	Institut National des Sciences et Technologies de la Mer	Tunisia	952	-17	0	952
<b>CSIC</b>	Consejo Superior de Investigaciones Cientificas	Spain	4	-1	1	4
<b>GEOMAR</b>	Helmholtz Centre for Ocean Research Kiel	Germany	0	0	0	-
<b>IOPAN</b>	IOPAN	Poland	18	0	0	18
<b>ORION/OC-UCY</b>	Cyprus Oceanography Center	Cyprus	3 520	0	19	1 965
<b>IMGW</b>	Instytut Meteorologii i Gosodarki Wodnej	Poland	13 110	0	1 770	13 110
<b>CNRS/OSU-SBR</b>	Roscoff Marine Station, Sorbonne Universités, UPMC Univ Paris 06 and CNRS	France	2	2	0	2
<b>CNRS/MIO</b>	CNRS/Mediterranean Institute of Oceanography - LUMINY (MIO) - UMR 7294/235/110	France	8	8	0	8
<b>TSU-DNA</b>	Iv.Javakhishvili Tbilisi State University	Georgia	1 020	68	34	125
<b>IOF</b>	Institute of Oceanography and Fisheries	Croatia	2 320	87	490	744
<b>VLIZ</b>	Flanders Marine Institute	Belgium	3 683	111	74	2 064
<b>SIO-RAS</b>	P.P.Shirshov Institute of Oceanology-RAS	Russian Federation	10 601	160	482	-28 222
<b>IMBK</b>	Institute of Marine Biology (IMBK)	Montenegro	887	181	647	865
<b>ENEA</b>	ENEA Centro Ricerche Ambiente Marino - La Spezia	Italy	9 279	190	284	1 205
<b>NIOZ</b>	NIOZ Royal Netherlands Institute for Sea Research	Netherlands	6 329	199	46	1 700
<b>IHPT</b>	IHPT, Hydrographic institute	Portugal	6 553	220	1 713	5 648
<b>CNR</b>	CNR - Institute of Atmospheric Sciences and Climate (ISAC) (Rome)	Italy	552	299	0	552
<b>UOM</b>	University Of Malta	Malta	1 433	408	393	805
<b>NIB</b>	National Institute of Biology - NIB Marine Biology Station	Slovenia	8 087	425	287	3 967
<b>UkrSCES</b>	Ukrainian scientific center of Ecology of Sea (UkrSCES)	Ukraine	6 114	470	267	6 114
<b>IO-BAS</b>	Bulgarian National Oceanographic Data Centre (BGODC)	Bulgaria	3 978	499	273	1 670
<b>BSH-DOD</b>	German Oceanographic Datacentre (NODC)	Germany	40 195	748	465	22 917
<b>LHEI</b>	Latvian Institute of Aquatic Ecology	Latvia	4 344	860	536	4 037
<b>MSI</b>	Marine Systems Institute at Tallinn University of Technology	Estonia	27 385	911	-3	14 388
<b>RBINS</b>	Royal Belgian Institute of Natural Sciences	Belgium	13 596	1 267	0	2 063

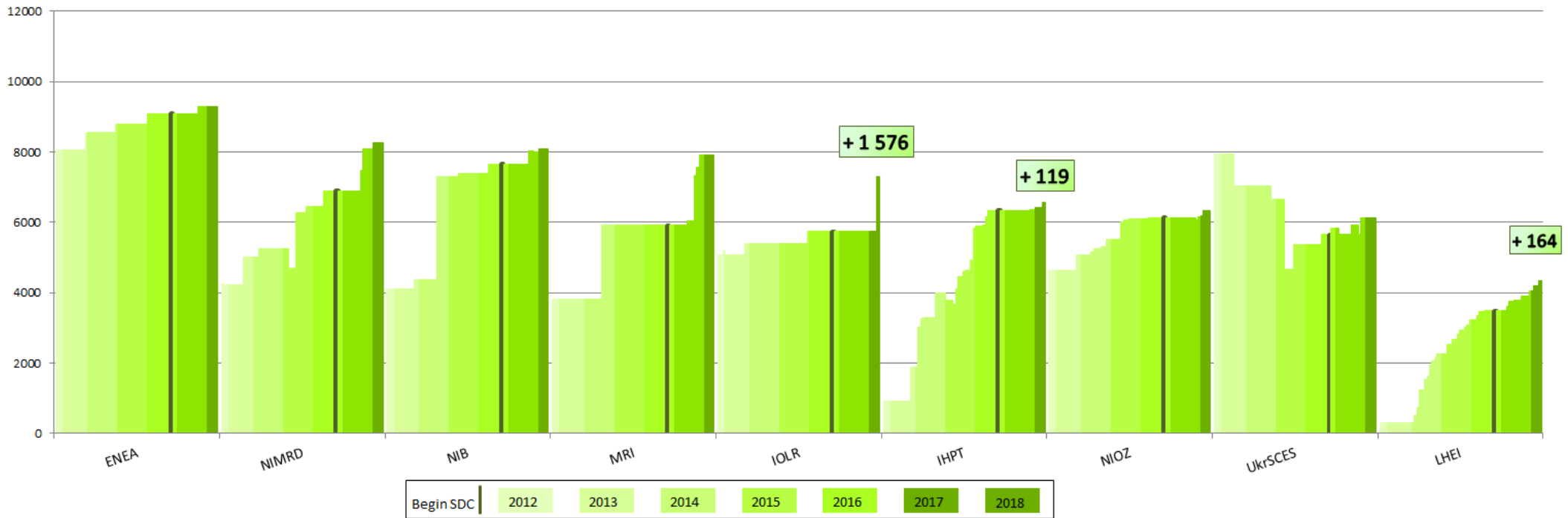
<b>HCMR</b>	Hellenic Centre for Marine Research	Greece	17 348	1 359	260	5 324
<b>NIMRD</b>	National Institute for Marine Research and Development Grigore Antipa	Romania	8 259	1 369	602	4 005
<b>IOLR</b>	Israel Oceanographic and Limnological Research (IOLR)	Israel	7 310	1 578	333	2 237
<b>MRI</b>	Marine Research Institute (MRI)	Iceland	7 911	1 997	0	4 087
<b>METU-IMS</b>	Institute of Marine Sciences, Middle East Technical University	Turkey	30 366	2 349	2 222	27 284
<b>RIHMI-WDC</b>	All-Russia Research Institute of Hydrometeorological Information - World Data Centre	Russian Federation	135 271	3 939	12 003	78 146
<b>SHOM</b>	Shom	France	175 959	4 625	3 754	169 536
<b>SYKE</b>	Finnish Environment Institute	Finland	11 535	5 328	5 162	11 535
<b>OGS</b>	OGS (Istituto Nazionale di Oceanografia e di Geofisica Sperimentale)	Italy	106 912	5 365	1 922	17 314
<b>SMHI</b>	Swedish Meteorological and Hydrological Institute	Sweden	99 691	5 405	0	-9 836
<b>NERC-BODC</b>	British Oceanographic Data Centre	United Kingdom	118 181	8 178	2 973	70 124
<b>IEO</b>	IEO/Spanish Oceanographic Institute	Spain	48 765	8 409	4 265	17 350
<b>MI</b>	Marine Institute	Ireland	18 349	10 100	0	13 648
<b>AU-DMU</b>	Aarhus University	Denmark	239 319	15 364	609	75 165
<b>IMR</b>	Institute of Marine Research - Norwegian Marine Data Centre (NMD)	Norway	128 587	16 950	3 808	113 794
<b>FMI</b>	Finnish Meteorological Institute	Finland	30 682	17 182	0	28 471
<b>IFREMER</b>	IFREMER / IDM/SISMER	France	356 522	45 765	24 240	150 323
<b>ICES</b>	International Council for the Exploration of the Sea (ICES)	Denmark	84 722	60 551	369	84 722
		<b>TOTAL</b>	<b>1 789 659</b>	<b>222 908</b>	<b>70 300</b>	<b>919 930</b>

CDIs number per month and per partners

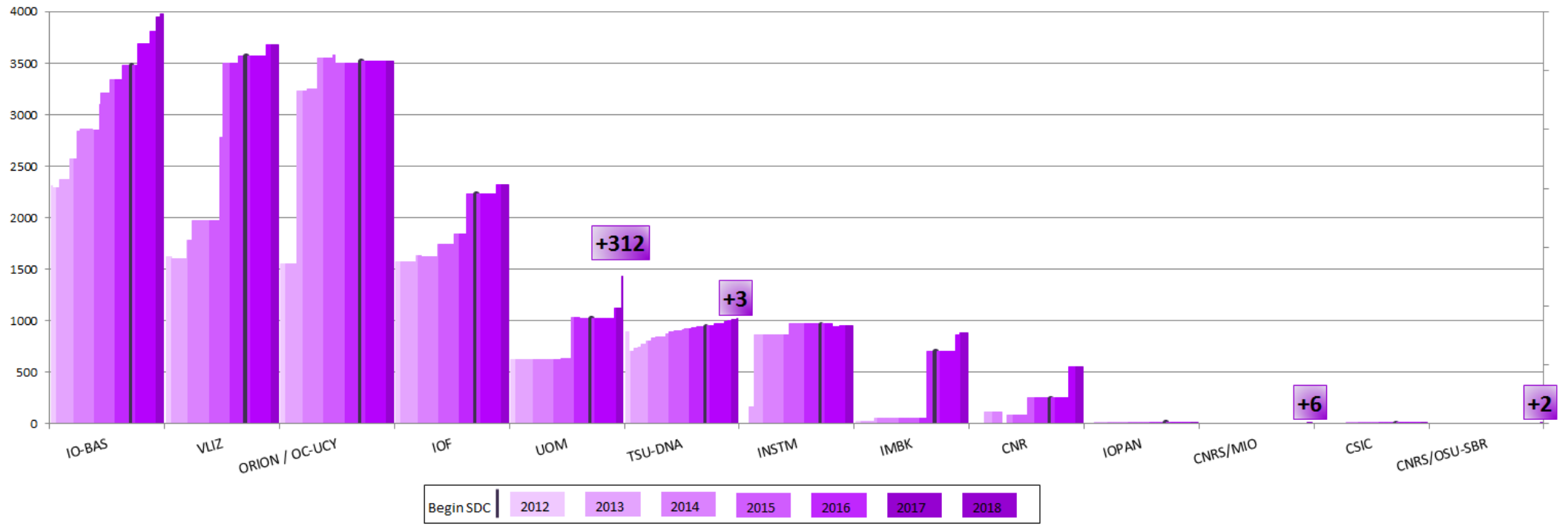




### Partners with 4 000 < CDI entries < 10 000



### Partners with less than 4 000 CDI entries



## Statistics on CSR harvesting

The CSR automatic harvesting result for this month is 48 new records and 52 updates .

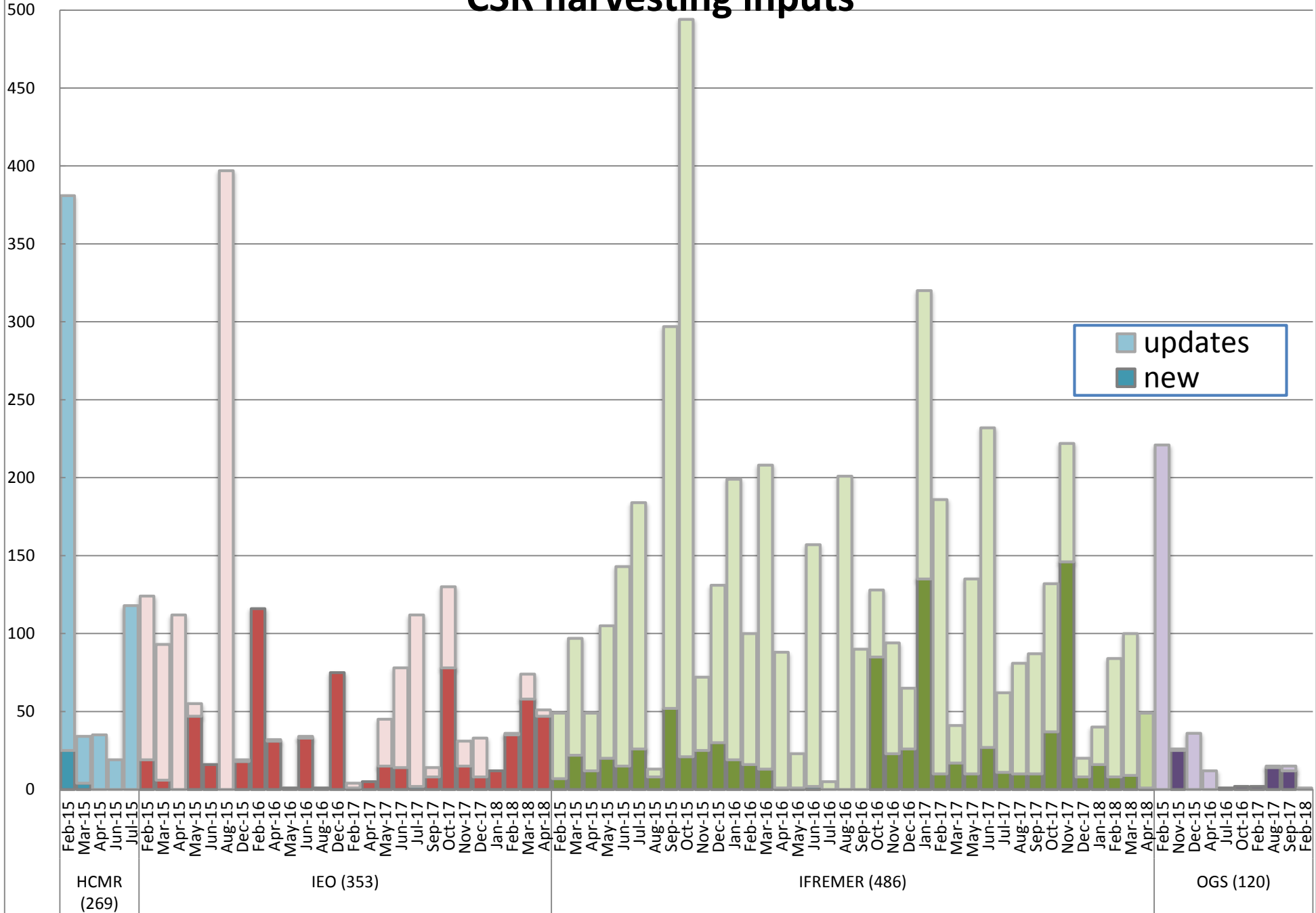
Details of harvesting per centre are the following:

Centre	Date	New	Update
IEO (353)	03/04/2018	4	2
IFREMER (486)	03/04/2018		36
IEO (353)	10/04/2018	16	1
IFREMER (486)	10/04/2018		2
IEO (353)	17/04/2018	15	
IFREMER (486)	17/04/2018	1	10
IEO (353)	24/04/2018	12	1
<b>Total</b>		<b>48</b>	<b>52</b>

HCMR and OGS had no CSR creations or updates during this month.

The graph below shows the CSR harvesting inputs since beginning of 2015:

# CSR harvesting inputs





## History

### Global counts on all catalogues in 2017

Catalogue	Jan-17	Feb-17	Mar-17	Apr-17	May-17	Jun-17	Jul-17	Aug-17	Sep-17	Oct-17	Nov-17	Dec-17
EDMO	3 802	3 812	3 826	3 832	3 838	3 869	3 880	3 886	3 891	3 899	3 915	3 920
EDMED	4 082	4 085	4 084	4 096	4 099	4 101	4 101	4 108	4 131	4 135	4 142	4 149
EDMERP	2 981	2 988	2 990	2 990	2 992	2 993	3 000	3 016	3 018	3 020	3 026	3 036
EDIOS-PRG	362	362	362	362	362	362	362	362	362	362	362	362
CSR	53 850	53 892	53 974	54 175	54 218	54 217	54 250	54 387	54 795	54 949	55 052	55 178
CDI	1 947 452	1 949 991	1 955 483	1 968 060	1 971 285	1 974 509	1 977 738	1 980 818	2 000 402	2 063 832	2 081 618	2 093 605

### Global counts on all catalogues in 2016

Catalogue	Jan-16	Feb-16	Mar-16	Apr-16	May-16	Jun-16	Jul-16	Aug-16	Sep-16	Oct-16	Nov-16	Dec-16
EDMO	3 671	3 670	3 686	3 691	3 695	3 712	3 730	3 733	3 747	3 758	3 775	3 791
EDMED	4 060	4 066	4 007	4 061	4 062	4 067	4 069	4 074	4 076	4 077	4 077	4 077
EDMERP	2 903	2 961	2 961	2 961	2 966	2 971	2 971	2 974	2 975	2 975	2 975	2 979
EDIOS-PRG	362	362	362	362	362	362	362	362	362	362	362	362
CSR	54 182	54 339	54 422	55 100	55 119	55 178	55 216	55 238	55 264	53 484	53 537	53 669
CDI	1 813 947	1 819 492	1 824 402	1 825 957	1 844 660	1 854 787	1 858 162	1 864 378	1 869 790	1 873 823	1 884 034	1 936 759

## Global counts on all catalogues in 2015

Catalogue	Jan-15	Feb-15	Mar-15	Apr-15	May-15	Jun-15	Jul-15	Aug-15	Sep-15	Oct-15	Nov-15	Dec-15
EDMO	3 210	3 223	3 275	3 324	3 422	3 532	3 556	3 564	3 583	3 619	3 639	3 659
EDMED	3 980	3 982	3 984	3 984	3 990	3 992	4 014	4 034	4 053	4 055	4 054	4 060
EDMERP	2 858	2 866	2 878	2 878	2 886	2 898	2 900	2 900	2 901	2 903	2 903	2 903
EDIOS-PRG	360	360	361	361	361	361	361	361	362	362	362	362
CSR	52 977	53 028	53 238	53 304	53 400	53 463	53 553	53 602	53 836	53 938	54 057	54 135
CDI	1 714 285	1 721 708	1 721 604	1 720 724	1 709 958	1 764 762	1 767 715	1 779 199	1 784 327	1 796 791	1 800 648	1 809 541

## Global counts on all catalogues in 2014

Catalogue	Jan-14	Feb-14	Mar-14	Apr-14	May-14	Jun-14	Jul-14	Aug-14	Sep-14	Oct-14	Nov-14	Dec-14
EDMO	2 451	2 467	2 651	2 685	2 688	2 692	2 693	2 701	2 875	3 103	3 199	3 212
EDMED	3 944	3 945	3 945	3 947	3 948	3 955	3 957	3 960	3 961	3 962	3 963	3 965
EDMERP	2 787	2 808	2 830	2 832	2 834	2 837	2 841	2 844	2 847	2 849	2 850	2 857
EDIOS-PRG	359	360	360	360	360	360	360	360	360	360	360	360
CSR	51 724	51 788	51 941	52 012	52 012	52 151	52 190	52 506	52 566	52 603	52 650	52 657
CDI	1 498 793	1 537 556	1 558 428	1 566 528	1 569 847	1 575 035	1 604 916	1 612 514	1 621 749	1 626 904	1 631 984	1 662 548

## Global counts on all catalogues in 2012/2013

Catalogue	Sept-12	Oct-12	Nov-12	Dec-12	Jan-13	Feb-13	Mar-13	Apr-13	May-13	Aug-13	Sep-13	Oct-13	Nov-13	Dec-13
<b>EDMO</b>	2 261	2 283	2 296	2 304	2 330	2 351	2 359	2 362	2 370	2 384	2 404	2 404	2 423	2 431
<b>EDMED</b>	3 834	3 834	3 834	3 834	3 834	3 834	3 882	3 885	3 885	3 889	3 901	3 901	3 925	3 944
<b>EDMERP</b>	2 617	2 637	2 667	2 674	2 683	2 684	2 685	2 686	2 690	2 698	2 710	2 710	2 772	2 772
<b>EDIOS-PRG</b>	350	350	350	350	353	353	353	353	354	356	358	359	359	359
<b>CSR</b>	48 824	48 975	49 326	49 750	50 917	51 033	51 276	51 647	50 973	51 181	51 207	51 259	51 588	51 730
<b>CDI</b>	1 088 322	1 097 399	1 241 010	1 267 669	1 274 982	1 291 491	1 302 629	1 311 827	1 317 191	1 350 455	1 356 245	1 360 236	1 386 446	1 496 950