

November 2018 – SeaDataCloud catalogues follow-up

All documents used to write this report are available on the extranet of the project under [SeaDataCloud > Follow up](#).

Statistics on all catalogues

In November 2018, global increases on catalogues :

- **CDI (Data)** : **+14 156,**
- **CSR (Cruises)** : **+258,**
- **EDMO (Marine organisations)** : **+47,**
- **EDMERP (Projects)** : **+22,**
- **EDMED (Data sets)** : **+5,**

and no increase for

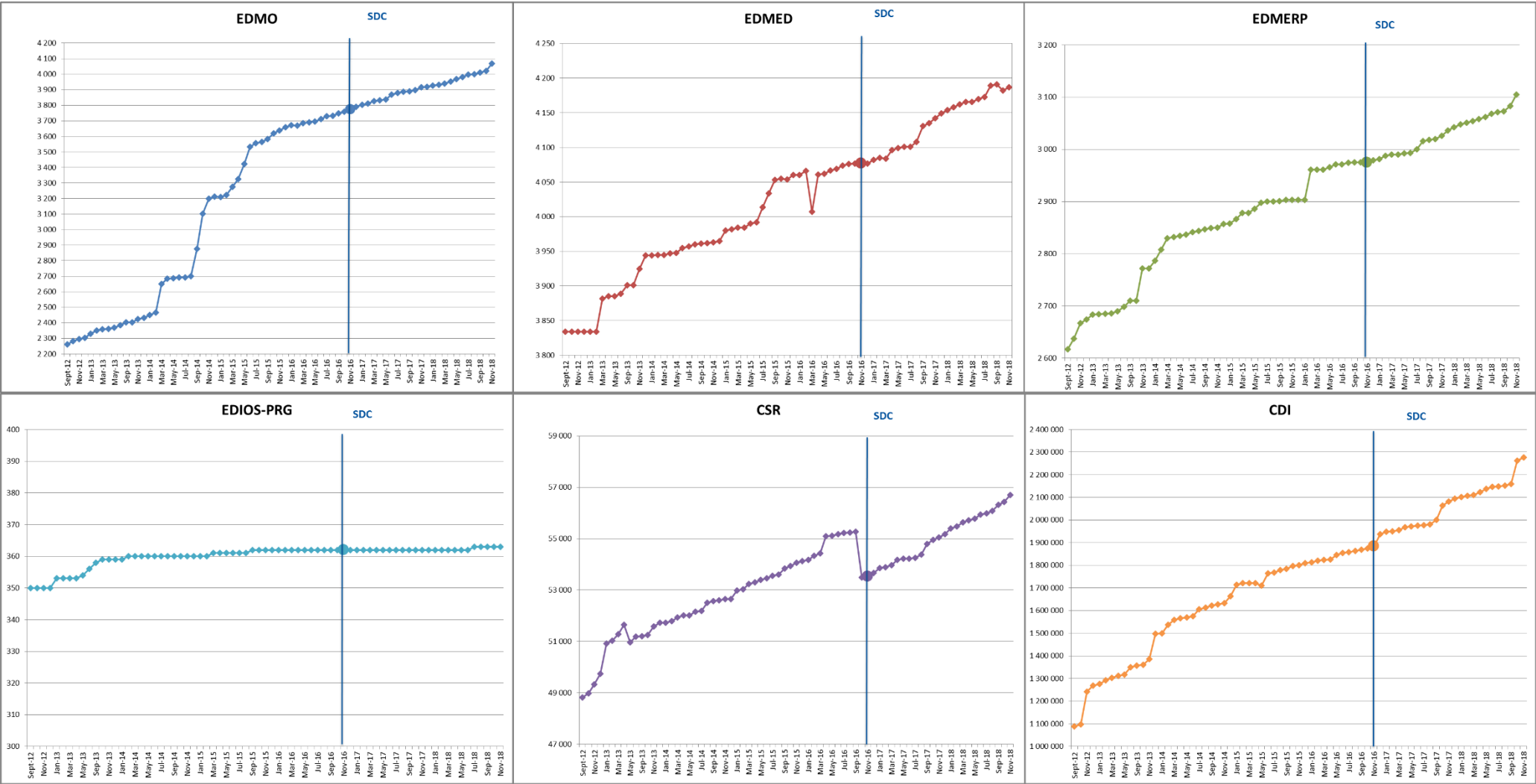
- **EDIOS-PRG (Programmes)** .

Since the beginning of SeaDataCloud :

Catalogue	Nov-18	Oct-18	Sep-18	Aug-18	Jul-18	Jun-18	May-18	Apr-18	Mar-18	Feb-18	Jan-18	Dec-17	Nov-17	Oct-16	Increase*
EDMO	4 068	4 021	4 010	3 999	3 997	3 981	3 968	3 952	3 940	3 931	3 927	3 920	3 915	3 758	310
EDMED	4 187	4 182	4 191	4 189	4 173	4 170	4 166	4 166	4 162	4 158	4 154	4 149	4 142	4 077	110
EDMERP	3 105	3 083	3 073	3 071	3 068	3 062	3 058	3 054	3 051	3 048	3 042	3 036	3 026	2 975	130
EDIOS-PRG	363	363	363	363	363	317	317	362	362	362	362	362	362	362	1
CSR	56 694	56 436	56 316	56 085	55 982	55 937	55 783	55 709	55 630	55 485	55 399	55 178	55 052	53 484	3 210
CDI	2 276 264	2 262 108	2 159 216	2 152 074	2 148 856	2 146 266	2 137 067	2 122 824	2 110 688	2 106 680	2 101 090	2 093 605	2 081 618	1 873 823	402 441

(*) Increase since beginning of SeaDataCloud (01/11/2016)

Nb of EDMO, EDMED, EDMERP, EDIOS, CSR and CDI per month



Statistics on CDI catalogue

Details of last month upgrades per partners are the following:

CDI partner	Country	Last increase
AU-DMU	Denmark	139
FMI	Finland	1 240
IEO	Spain	79
IFREMER	France	2 526
IMR	Norway	-1
IO-BAS	Bulgaria	47
OGS	Italy	12 846
RBINS	Belgium	-2
RIHMI-WDC	Russian Federation	-727
UOM	Malta	29
VLIZ	Belgium	-3
TOTAL		16 173

- 11 SeaDataCloud partners have input data in the CDI catalogue, for a total increase of **+16 173 records**,
- an other partner, not in the SeaDataCloud consortium, have worked for a increase of **+4 records**.

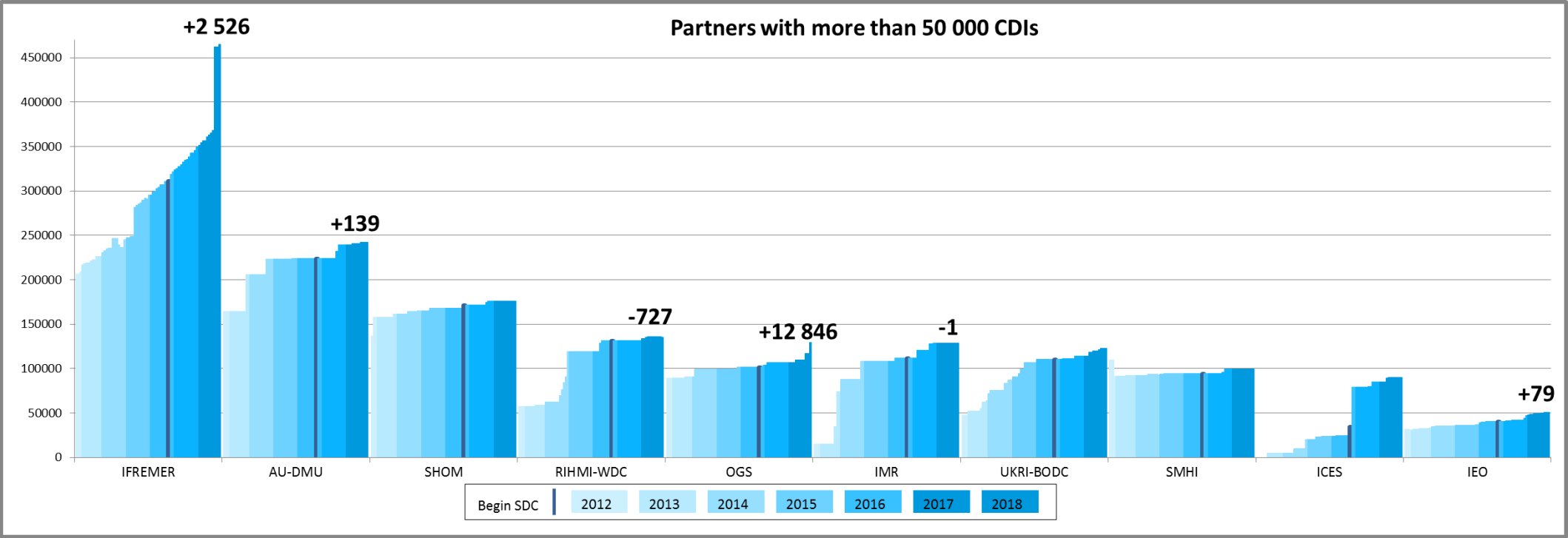
All CDIs from « Permanent Secretariat Commission on the Protection of the Black Sea Against Pollution » EDMO 1546, Turkey have been desactivated, because data files were not accessible.

Since the beginning of the follow-up reports (October 2012), the increase in CDI since start SDC (November 2016), between end SDN2 (September 2015) and start SDC, increase since SDN2, per partner, is the following: Note that for SMHI and SIO-RAS the negative increase since start SDN2 is due to the change in their time series management (SMHI), the change of data owner and the remove of incorrect records (SIO-RAS). The new owner is SOI, not in the SeaDataCloud consortium).

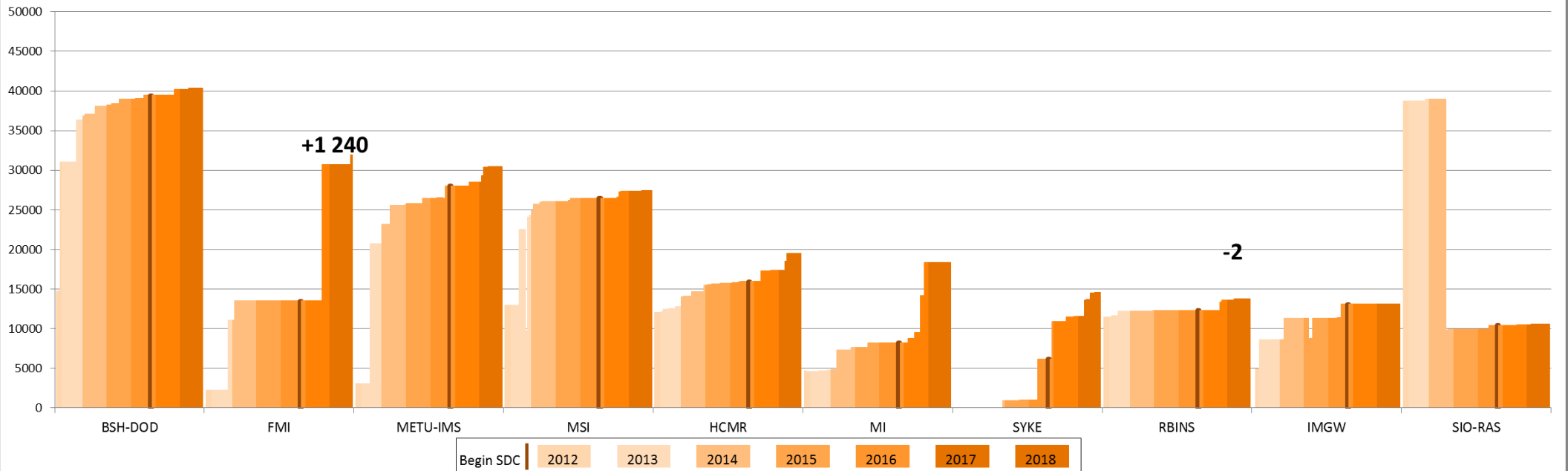
CDI partner	Name of partner	Country	Nb 03/12/2018	Increase since start SDC	Increase between SDN2 and SDC	Increase since start SDN2
INSTM	Institut National des Sciences et Technologies de la Mer	Tunisia	962	-7	0	962
GEOMAR	Helmholtz Centre for Ocean Research Kiel	Germany	0	0	0	-
IOPAN	IOPAN	Poland	18	0	0	18
IMGW	Instytut Meteorologii i Gosodarki Wodnej	Poland	13 110	0	1 770	13 110
CNRS/OSU-SBR	Roscoff Marine Station, Sorbonne Universités, UPMC Univ Paris 06 and CNRS	France	2	2	0	2
UTM-CSIC	UTM-CSIC/Marine Technology Unit	Spain	36	30	0	36
CNRS/MIO	CNRS/Mediterranean Institute of Oceanography-LUMINY (MIO)-UMR 7294/235/110	France	67	67	0	67
ORION	ORION Joint Research and Development Center	Cyprus	70	70	0	70
TSU-DNA	Iv.Javakhishvili Tbilisi State University	Georgia	1 074	122	34	179
SIO-RAS	P.P.Shirshov Institute of Oceanology-RAS	Russian Federation	10 625	184	482	-28 198
ENEA	ENEA Centro Ricerche Ambiente Marino - La Spezia	Italy	9 279	190	284	1 205
NIOZ	NIOZ Royal Netherlands Institute for Sea Research	Netherlands	6 329	199	46	1 700
VLIZ	Flanders Marine Institute	Belgium	3 779	207	74	2 160
IHPT	IHPT, Hydrographic institute	Portugal	6 553	220	1 713	5 648
IMBK	Institute of Marine Biology (IMBK)	Montenegro	946	240	647	924
IOF	Institute of Oceanography and Fisheries	Croatia	2 484	251	490	908
UOM	University Of Malta	Malta	1 452	427	393	824
UkrSCES	Ukrainian scientific center of Ecology of Sea (UkrSCES)	Ukraine	6 114	470	267	6 114
CNR	CNR - Institute of Atmospheric Sciences and Climate (ISAC) (Rome)	Italy	874	621	0	874
NIB	National Institute of Biology - NIBMarine Biology Station	Slovenia	8 289	627	287	4 169
MSI	Marine Systems Institute at Tallinn University of Technology	Estonia	27 427	953	-3	14 430
BSH-DOD	German Oceanographic Datacentre (NODC)	Germany	40 401	954	465	23 123

LHEI	Latvian Institute of Aquatic Ecology	Latvia	4 468	984	536	4 161
IO-BAS	Bulgarian National Oceanographic Data Centre(BGODC)	Bulgaria	4 616	1 137	273	2 308
NIMRD	National Institute for Marine Research and Development Grigore Antipa	Romania	8 264	1 374	602	4 010
RBINS	Royal Belgian Institute of Natural Sciences	Belgium	13 749	1 420	0	2 216
IOLR	Israel Oceanographic and Limnological Research (IOLR)	Israel	7 366	1 634	333	2 293
MRI	Marine Research Institute (MRI)	Iceland	8 182	2 268	0	4 358
METU-IMS	Institute of Marine Sciences, Middle East Technical University	Turkey	30 478	2 461	2 222	27 396
HCMR	Hellenic Centre for Marine Research	Greece	19 535	3 546	260	7 511
SHOM	Shom	France	175 959	4 625	3 754	169 536
RIHMI-WDC	All-Russia Research Institute of Hydrometeorological Information - World Data Centre	Russian Federation	135 247	3 915	12 003	78 122
SMHI	Swedish Meteorological and Hydrological Institute	Sweden	99 691	5 405	0	-9 836
SYKE	Finnish Environment Institute	Finland	14 561	8 354	5 162	14 561
IEO	IEO/Spanish Oceanographic Institute	Spain	50 520	10 164	4 265	19 105
MI	Marine Institute	Ireland	18 350	10 101	0	13 649
UKRI-BODC	British Oceanographic Data Centre	United Kingdom	122 428	12 425	2 973	74 371
OGS	OGS (Istituto Nazionale di Oceanografia e di Geofisica Sperimentale)	Italy	129 530	27 983	1 922	39 932
IMR	Institute of Marine Research - Norwegian Marine Data Centre (NMD)	Norway	128 610	16 973	3 808	113 817
FMI	Finnish Meteorological Institute	Finland	31 922	18 422	0	29 711
AU-DMU	Aarhus University	Denmark	242 162	18 207	609	78 008
ICES	International Council for the Exploration of the Sea (ICES)	Denmark	89 688	65 517	369	89 688
IFREMER	IFREMER / IDM/SISMER	France	464 680	153 923	24 240	258 481
TOTAL			1 939 897	376 665	70 280	1 071 723

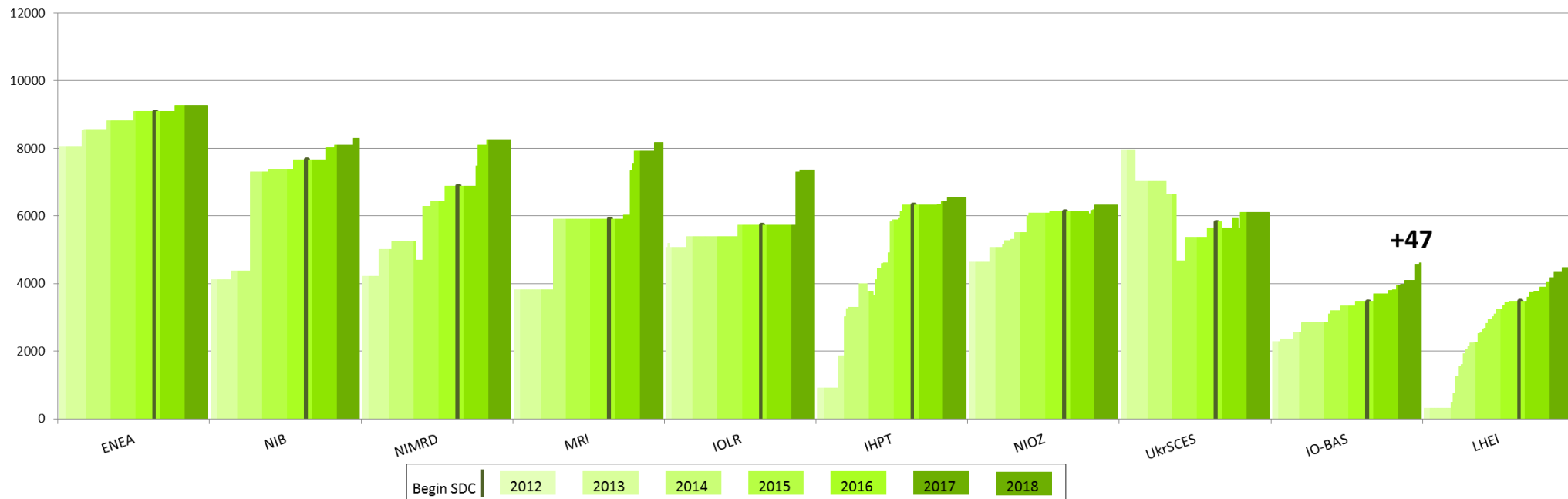
CDIs number per month and per partners



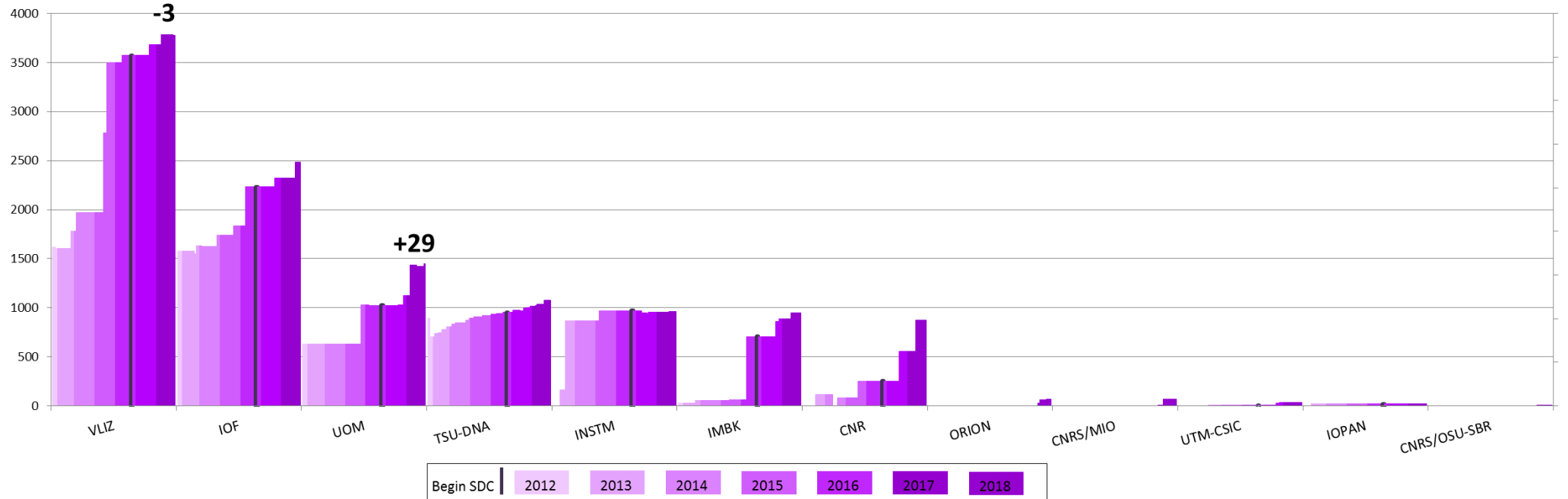
Partners with 10 000 < CDIs < 50 000



Partners with 4 000 < CDI entries < 10 000



Partners with less than 4 000 CDI entries



Statistics on CSR harvesting

The CSR automatic harvesting result for this month is 217 new records and 33 updates .

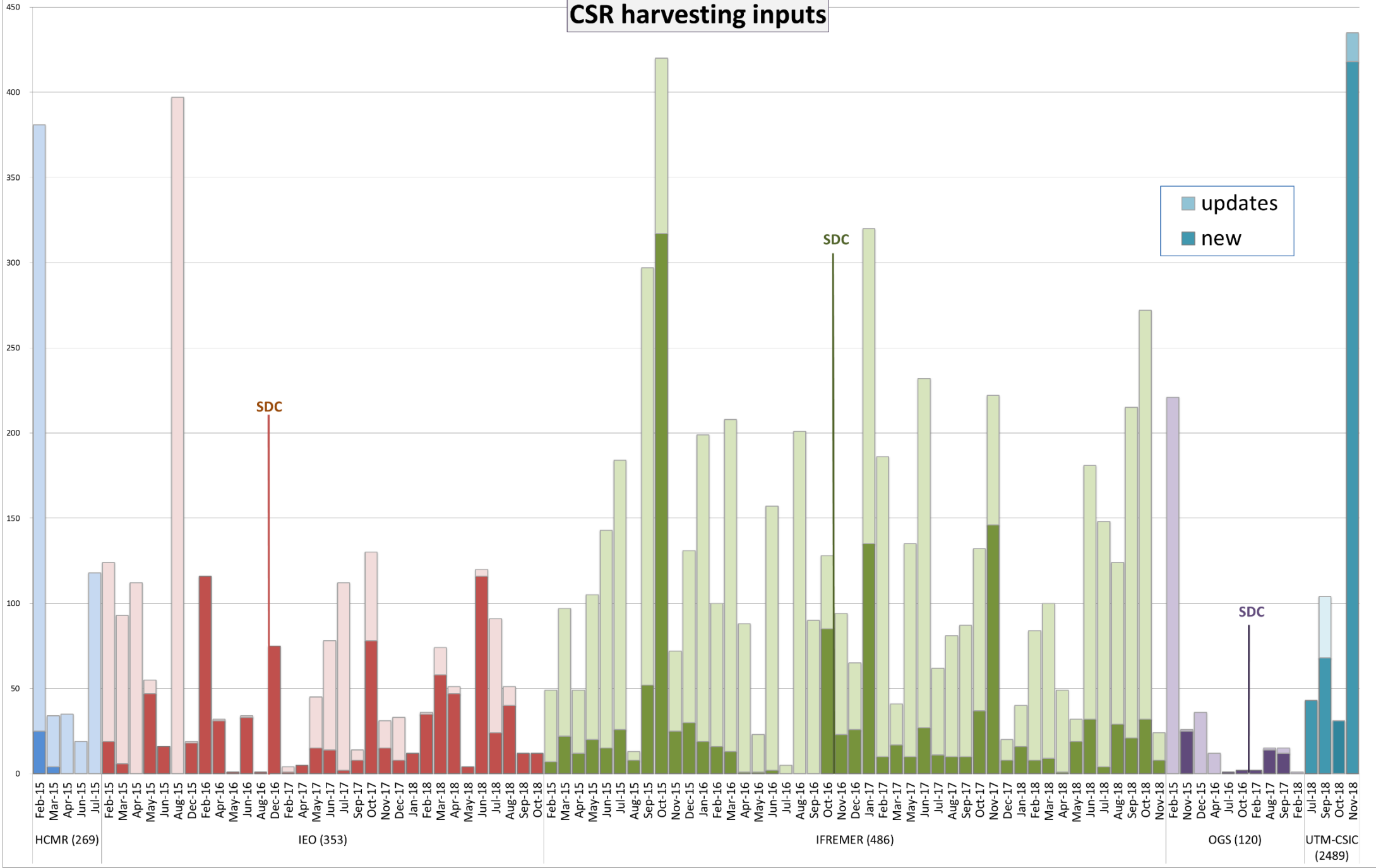
Details of harvesting per centre are the following:

Centre	Date	New	Update
IFREMER (486)	06/11/2018	3	6
IFREMER (486)	13/11/2018		2
IFREMER (486)	27/11/2018	5	8
UTM-CSIC (2489)	27/11/2018	209	17
Total		217	33

HCMR and OGS had no CSR creations or updates during this month.

The graph below shows the CSR harvesting inputs since beginning of 2015:

CSR harvesting inputs



History

Global counts on all catalogues in 2017

Catalogue	Jan-17	Feb-17	Mar-17	Apr-17	May-17	Jun-17	Jul-17	Aug-17	Sep-17	Oct-17	Nov-17	Dec-17
EDMO	3 802	3 812	3 826	3 832	3 838	3 869	3 880	3 886	3 891	3 899	3 915	3 920
EDMED	4 082	4 085	4 084	4 096	4 099	4 101	4 101	4 108	4 131	4 135	4 142	4 149
EDMERP	2 981	2 988	2 990	2 990	2 992	2 993	3 000	3 016	3 018	3 020	3 026	3 036
EDIOS-PRG	362	362	362	362	362	362	362	362	362	362	362	362
CSR	53 850	53 892	53 974	54 175	54 218	54 217	54 250	54 387	54 795	54 949	55 052	55 178
CDI	1 947 452	1 949 991	1 955 483	1 968 060	1 971 285	1 974 509	1 977 738	1 980 818	2 000 402	2 063 832	2 081 618	2 093 605

Global counts on all catalogues in 2016

Catalogue	Jan-16	Feb-16	Mar-16	Apr-16	May-16	Jun-16	Jul-16	Aug-16	Sep-16	Oct-16	Nov-16	Dec-16
EDMO	3 671	3 670	3 686	3 691	3 695	3 712	3 730	3 733	3 747	3 758	3 775	3 791
EDMED	4 060	4 066	4 007	4 061	4 062	4 067	4 069	4 074	4 076	4 077	4 077	4 077
EDMERP	2 903	2 961	2 961	2 961	2 966	2 971	2 971	2 974	2 975	2 975	2 975	2 979
EDIOS-PRG	362	362	362	362	362	362	362	362	362	362	362	362
CSR	54 182	54 339	54 422	55 100	55 119	55 178	55 216	55 238	55 264	53 484	53 537	53 669
CDI	1 813 947	1 819 492	1 824 402	1 825 957	1 844 660	1 854 787	1 858 162	1 864 378	1 869 790	1 873 823	1 884 034	1 936 759

Global counts on all catalogues in 2015

Catalogue	Jan-15	Feb-15	Mar-15	Apr-15	May-15	Jun-15	Jul-15	Aug-15	Sep-15	Oct-15	Nov-15	Dec-15
EDMO	3 210	3 223	3 275	3 324	3 422	3 532	3 556	3 564	3 583	3 619	3 639	3 659
EDMED	3 980	3 982	3 984	3 984	3 990	3 992	4 014	4 034	4 053	4 055	4 054	4 060
EDMERP	2 858	2 866	2 878	2 878	2 886	2 898	2 900	2 900	2 901	2 903	2 903	2 903
EDIOS-PRG	360	360	361	361	361	361	361	361	362	362	362	362
CSR	52 977	53 028	53 238	53 304	53 400	53 463	53 553	53 602	53 836	53 938	54 057	54 135
CDI	1 714 285	1 721 708	1 721 604	1 720 724	1 709 958	1 764 762	1 767 715	1 779 199	1 784 327	1 796 791	1 800 648	1 809 541

Global counts on all catalogues in 2014

Catalogue	Jan-14	Feb-14	Mar-14	Apr-14	May-14	Jun-14	Jul-14	Aug-14	Sep-14	Oct-14	Nov-14	Dec-14
EDMO	2 451	2 467	2 651	2 685	2 688	2 692	2 693	2 701	2 875	3 103	3 199	3 212
EDMED	3 944	3 945	3 945	3 947	3 948	3 955	3 957	3 960	3 961	3 962	3 963	3 965
EDMERP	2 787	2 808	2 830	2 832	2 834	2 837	2 841	2 844	2 847	2 849	2 850	2 857
EDIOS-PRG	359	360	360	360	360	360	360	360	360	360	360	360
CSR	51 724	51 788	51 941	52 012	52 012	52 151	52 190	52 506	52 566	52 603	52 650	52 657
CDI	1 498 793	1 537 556	1 558 428	1 566 528	1 569 847	1 575 035	1 604 916	1 612 514	1 621 749	1 626 904	1 631 984	1 662 548

Global counts on all catalogues in 2012/2013

Catalogue	Sept-12	Oct-12	Nov-12	Dec-12	Jan-13	Feb-13	Mar-13	Apr-13	May-13	Aug-13	Sep-13	Oct-13	Nov-13	Dec-13
EDMO	2 261	2 283	2 296	2 304	2 330	2 351	2 359	2 362	2 370	2 384	2 404	2 404	2 423	2 431
EDMED	3 834	3 834	3 834	3 834	3 834	3 834	3 882	3 885	3 885	3 889	3 901	3 901	3 925	3 944
EDMERP	2 617	2 637	2 667	2 674	2 683	2 684	2 685	2 686	2 690	2 698	2 710	2 710	2 772	2 772
EDIOS-PRG	350	350	350	350	353	353	353	353	354	356	358	359	359	359
CSR	48 824	48 975	49 326	49 750	50 917	51 033	51 276	51 647	50 973	51 181	51 207	51 259	51 588	51 730
CDI	1 088 322	1 097 399	1 241 010	1 267 669	1 274 982	1 291 491	1 302 629	1 311 827	1 317 191	1 350 455	1 356 245	1 360 236	1 386 446	1 496 950