

October 2019 – SeaDataCloud catalogues follow-up

All documents used to write this report are available on the extranet of the project under [SeaDataCloud > Follow up](#).

Statistics on all catalogues

In October 2019, global increases or decreases on catalogues :

- **CSR (Cruises)** : **+100,**
- **EDMO (Marine organisations)** : **+16,**
- **EDMED (Data sets)** : **+1,**
- **EDMERP (Projects)** : **+10,**
- **CDI (Data).** : **- 34 900**

and no increase for

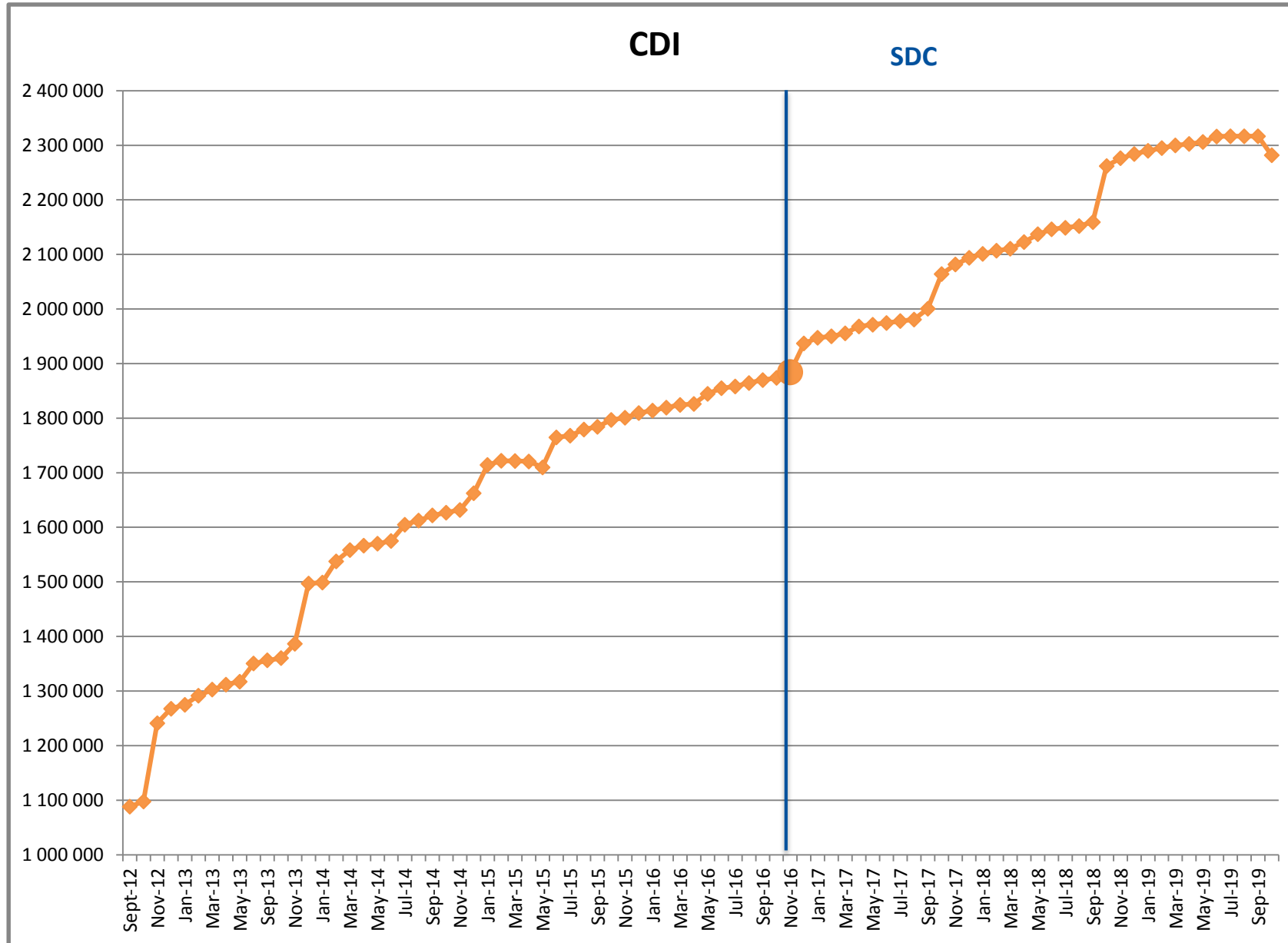
- **EDIOS-PRG (Programmes)**

Since the beginning of SeaDataCloud :

Catalogue	Oct-19	Sep-19	Aug-19	Jul-19	Jun-19	May-19	Apr-19	Mar-19	Feb-19	Jan-19	Oct-18	Oct-17	Oct-16	Increase*
EDMO	4 211	4 195	4 190	4 181	4 177	4 138	4 131	4 117	4 110	4 105	4 021	3 899	3 758	453
EDMED	4 210	4 209	4 206	4 205	4 205	4 207	4 205	4 203	4 198	4 198	4 182	4 135	4 077	133
EDMERP	3 159	3 149	3 144	3 144	3 138	3 135	3 133	3 133	3 128	3 125	3 083	3 020	2 975	184
EDIOS-PRG	367	367	363	363	363	363	363	363	363	363	363	362	362	5
CSR	57 637	57 537	57 474	57 437	57 331	57 267	57 148	57 089	56 943	56 877	56 436	54 949	53 484	4 153
CDI	2 281 710	2 316 610	2 316 610	2 316 610	2 316 223	2 306 093	2 302 286	2 299 924	2 294 771	2 289 929	2 262 108	2 063 832	1 873 823	407 887

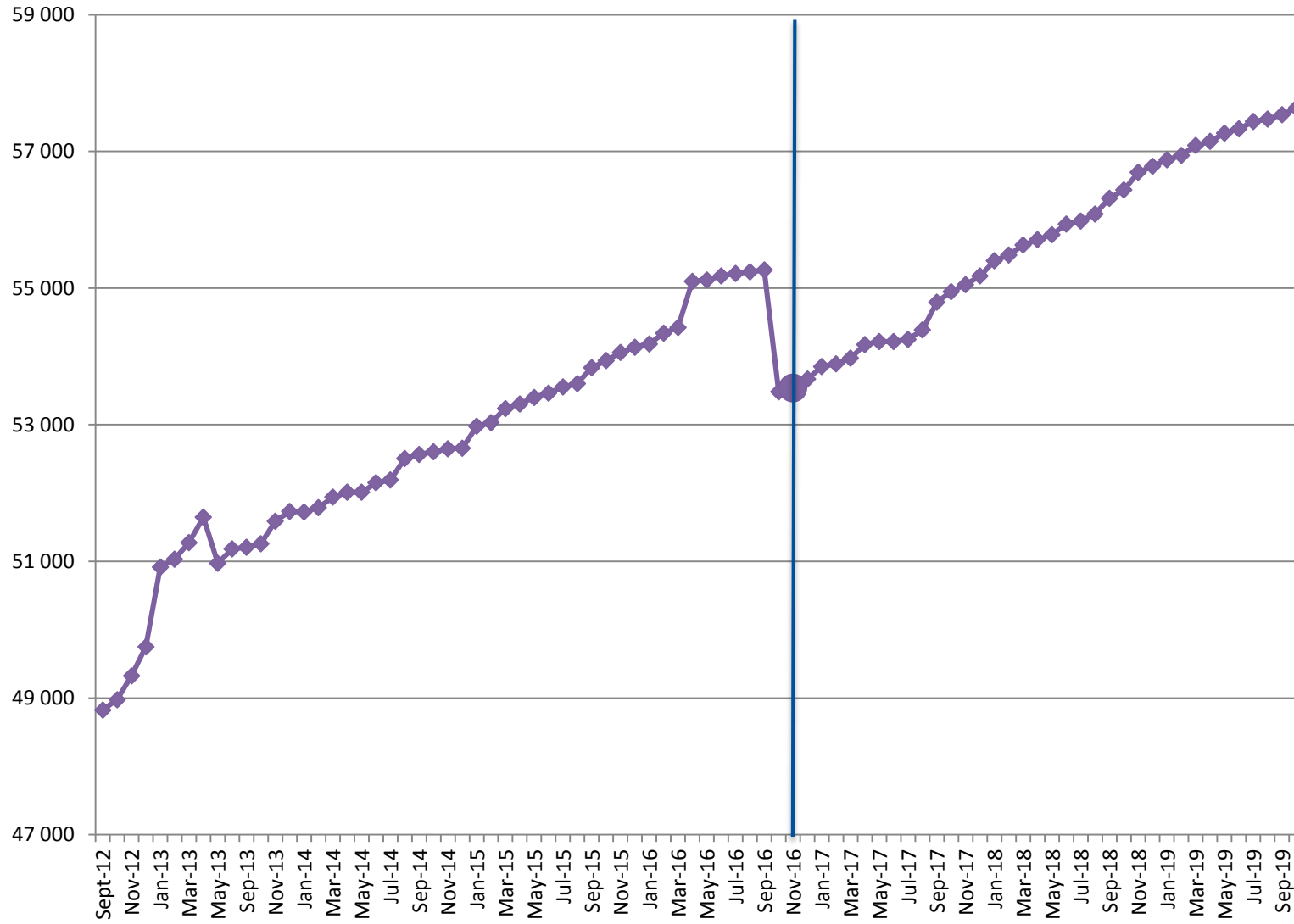
(*) Increase since beginning of SeaDataCloud (01/11/2016)

Nb of EDMO, EDMED, EDMERP, EDIOS, CSR and CDI per month



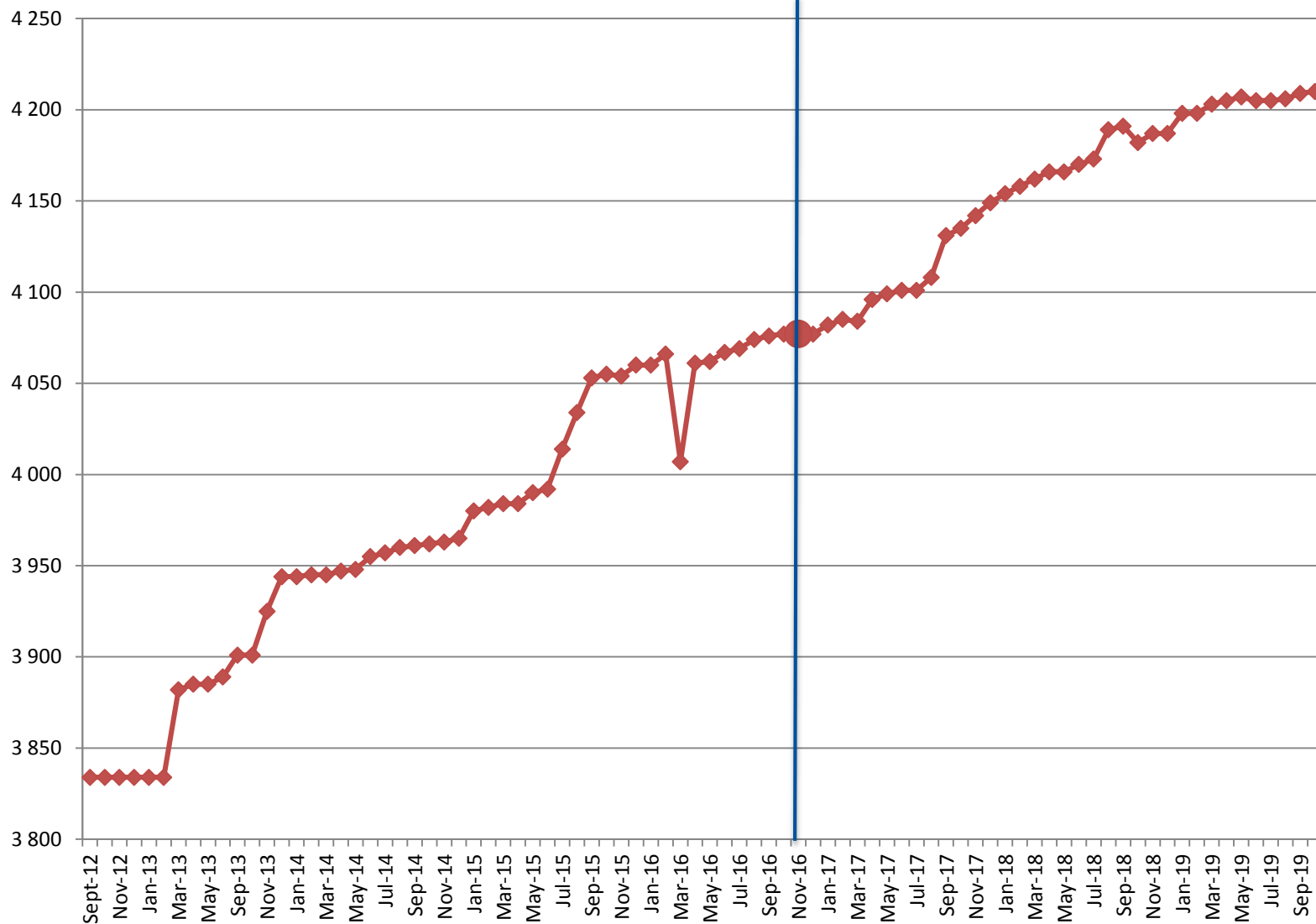
CSR

SDC



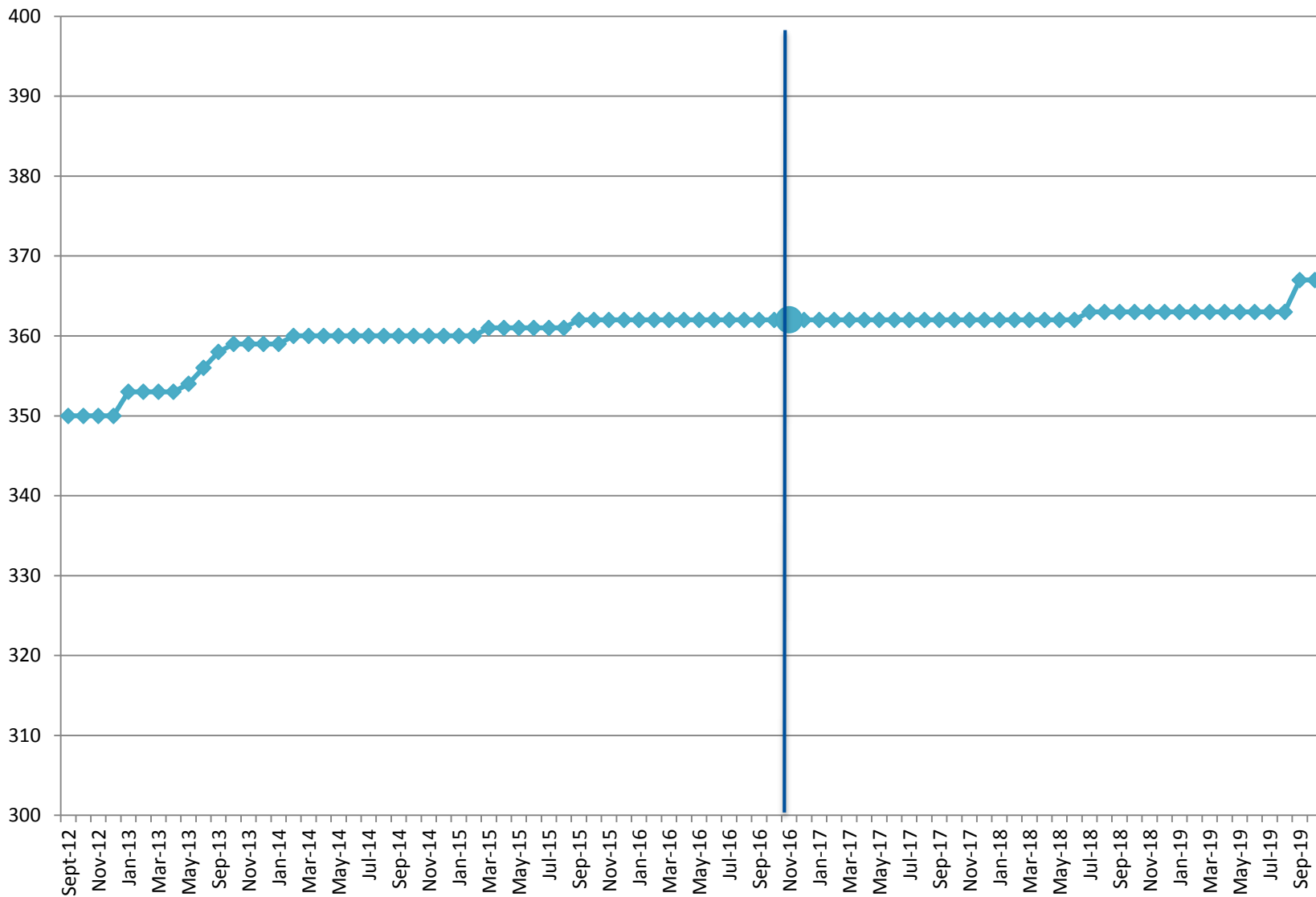
EDMED

SDC



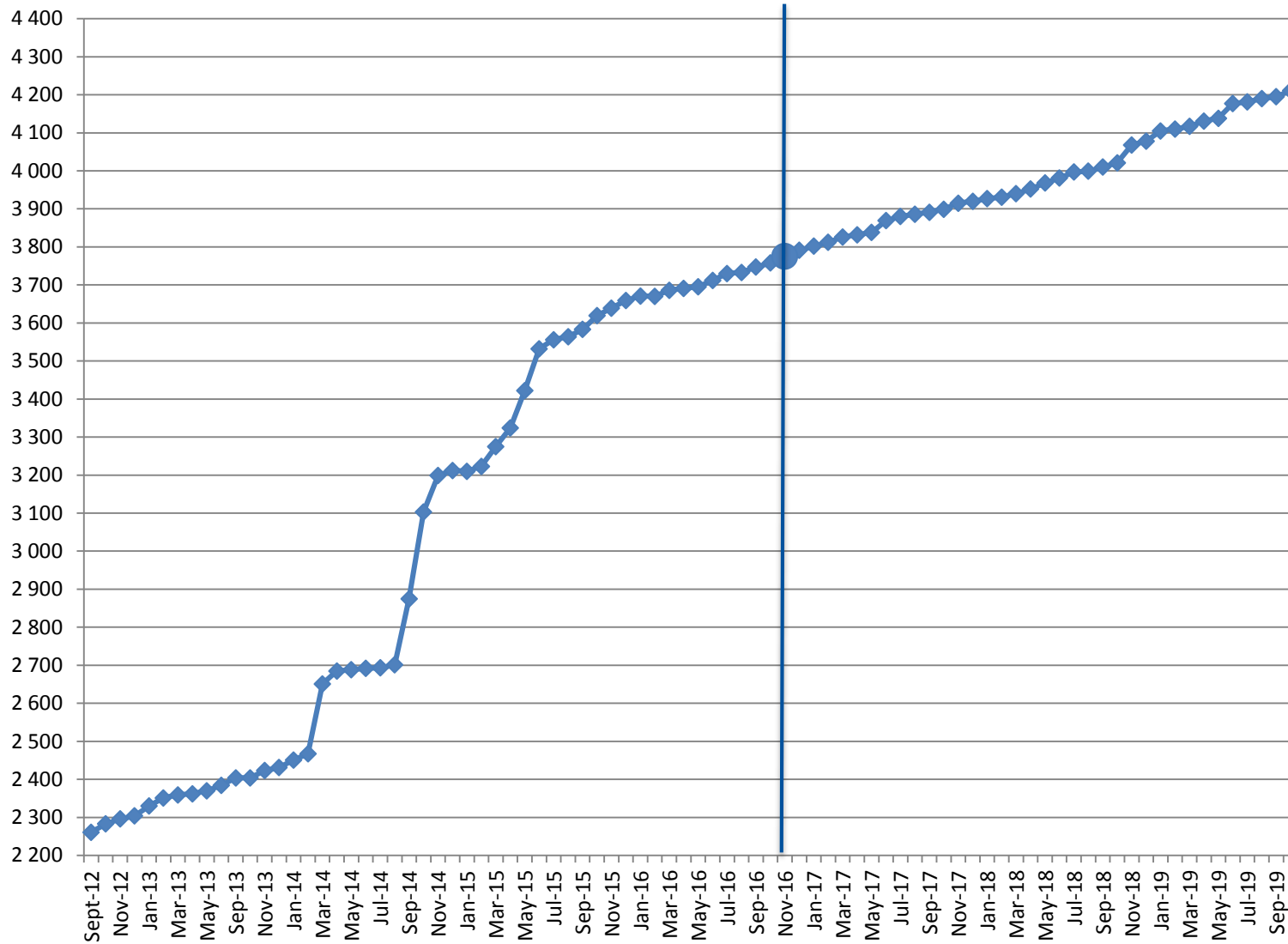
EDIOS-PRG

SDC



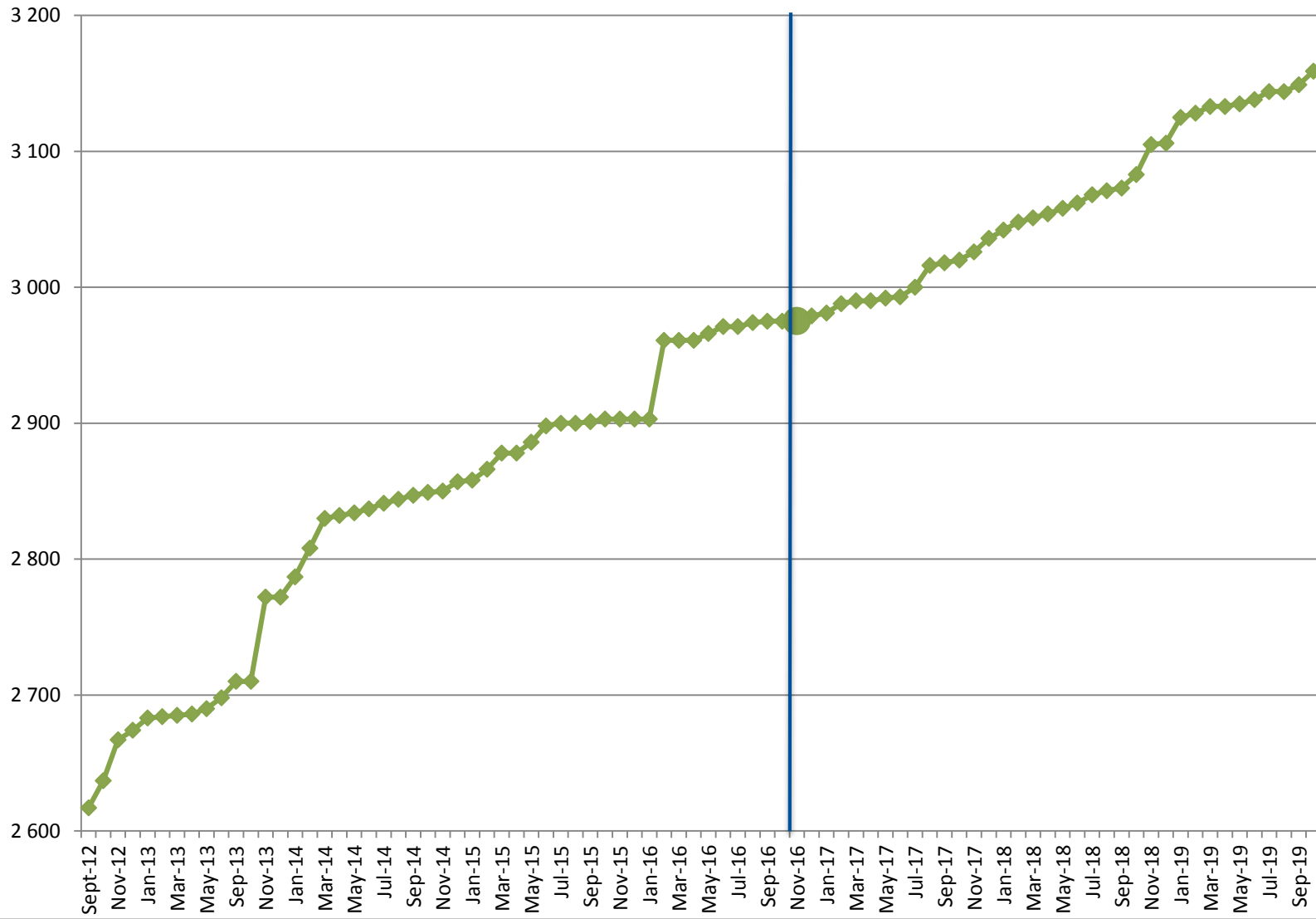
EDMO

SDC



EDMERP

SDC



Statistics on CDI catalogue

This month there is global decrease for CDI number, due to the deletion of all cdis on error in the new environment, waiting for correction.

Details of last month upgrades per partners are the following:

CDI partner	Country	Last increase
AU-DMU	Denmark	-3 490
BSH-DOD	Germany	-3
HCMR	Greece	-30
ICES	Denmark	-3 002
IEO	Spain	-173
IFREMER	France	-3 920
IMBK	Montenegro	26
IMGW	Poland	-1 158
IOF	Croatia	-372
IOPAN	Poland	-2 838
LHEI	Latvia	-1 369
MSI	Estonia	-2
NIB	Slovenia	-8
OGS	Italy	-21
ORION	Cyprus	-3
RBINS	Belgium	-836
RIHMI-WDC	Russian Federation	-34
SYKE	Finland	-802
TSU-DNA	Georgia	-24
UKRI-BODC	United Kingdom	-1 322
UkrSCES	Ukraine	225
TOTAL		-19 156

- 2 SeaDataCloud partners had input data in the CDI catalogue, for a total increase of **+2 51 records**, and 19 SeaDataCloud partners had **-19 407 CDIs** decrease.
- There is a global decrease of **-34 900 records**, including **-15 744 records** for other partners, not in the SeaDataCloud consortium.

There are 111 partners with CDIs :

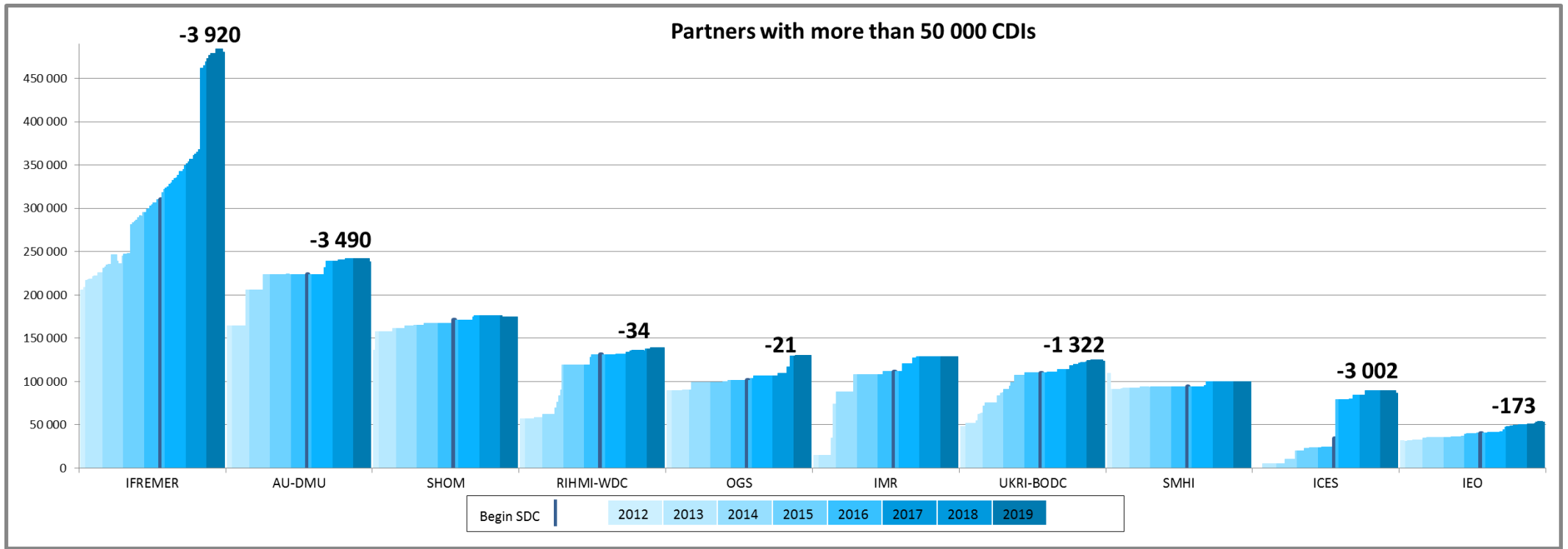
- 42 SeaDataCloud partners and
- 69 other partners.

Since the beginning of the follow-up reports (October 2012), the increase in CDI since start SDC (November 2016), between end SDN2 (September 2015) and start SDC, increase since SDN2, per partner, is the following: Note that for SMHI and SIO-RAS the negative increase since start SDN2 is due to the change in their time series management (SMHI), the change of data owner and the remove of incorrect records (SIO-RAS). The new owner is SOI, not in the SeaDataCloud consortium).

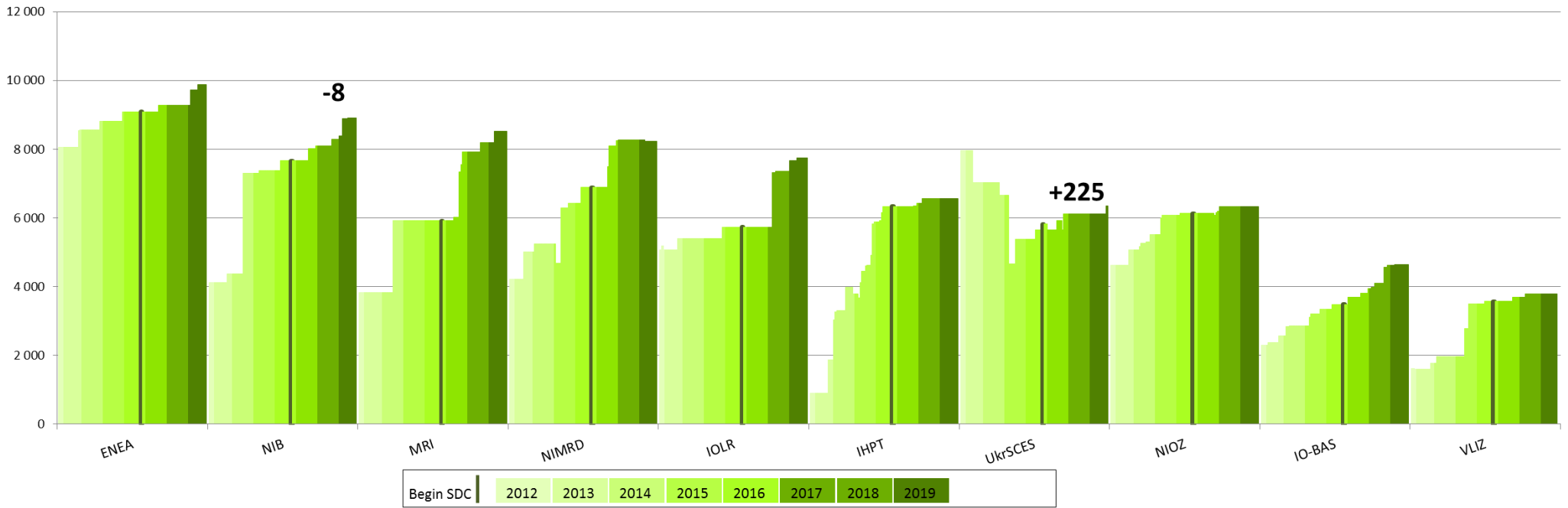
CDI partner	Name of partner	Country	Nb 04/11/2019	Increase since start SDC	Increase between SDN2 and SDC	Increase since start SDN2
IMGW	Instytut Meteorologii i Gosodarki Wodnej	Poland	11 952	-1 158	1 770	11 952
LHEI	Latvian Institute of Aquatic Ecology	Latvia	3 248	-236	536	2 941
GEOMAR	Helmholtz Centre for Ocean Research Kiel	Germany	0	0	0 -	
IOPAN	IOPAN	Poland	18	0	0	18
CNRS/OSU-SBR	Roscoff Marine Station, Sorbonne Universités, UPMC Univ Paris 06 and CNRS	France	2	2	0	2
INSTM	Institut National des Sciences et Technologies de la Mer	Tunisia	973	4	0	973
UTM-CSIC	UTM-CSIC/Marine Technology Unit	Spain	36	30	0	36
CNRS/MIO	CNRS/Mediterranean Institute of Oceanography-LUMINY (MIO)-UMR 7294/235/110	France	67	67	0	67
TSU-DNA	Iv.Javakhishvili Tbilisi State University	Georgia	1 095	143	34	200
NIOZ	NIOZ Royal Netherlands Institute for Sea Research	Netherlands	6 329	199	46	1 700
VLIZ	Flanders Marine Institute	Belgium	3 779	207	74	2 160
IHPT	IHPT, Hydrographic institute	Portugal	6 553	220	1 713	5 648
IMBK	Institute of Marine Biology (IMBK)	Montenegro	972	266	647	950
IOF	Institute of Oceanography and Fisheries	Croatia	2 552	319	490	976
RBINS	Royal Belgian Institute of Natural Sciences	Belgium	12 913	584	0	1 380
CNR	CNR - Institute of Atmospheric Sciences and Climate (ISAC) (Rome)	Italy	874	621	0	874
UkrSCES	Ukrainian scientific center of Ecology of Sea (UkrSCES)	Ukraine	6 339	695	267	6 339
ENEA	ENEA Centro Ricerche Ambiente Marino - La Spezia	Italy	9 887	798	284	1 813
UOM	University Of Malta	Malta	1 919	894	393	1 291
BSH-DOD	German Oceanographic Datacentre (NODC)	Germany	40 398	951	465	23 120
MSI	Marine Systems Institute at Tallinn University of Technology	Estonia	27 506	1 032	-3	14 509
IO-BAS	Bulgarian National Oceanographic Data Centre(BGODC)	Bulgaria	4 642	1 163	273	2 334
NIB	National Institute of Biology - NIBMarine Biology Station	Slovenia	8 908	1 246	287	4 788
NIMRD	National Institute for Marine Research and Development Grigore Antipa	Romania	8 238	1 348	602	3 984
SIO-RAS	P.P.Shirshov Institute of Oceanology-RAS	Russian Federation	12 384	1 943	482	-26 439

IOLR	Israel Oceanographic and Limnological Research (IOLR)	Israel	7 754	2 022	333	2 681
METU-IMS	Institute of Marine Sciences, Middle East Technical University	Turkey	30 478	2 461	2 222	27 396
MRI	Marine Research Institute (MRI)	Iceland	8 511	2 597	0	4 687
SHOM	Shom	France	174 697	3 363	3 754	168 274
ORION	ORION Joint Research and Development Center	Cyprus	3 593	3 593	0	3 593
HCMR	Hellenic Centre for Marine Research	Greece	21 506	5 517	260	9 482
SMHI	Swedish Meteorological and Hydrological Institute	Sweden	100 123	5 837	0	-9 404
SYKE	Finnish Environment Institute	Finland	13 759	7 552	5 162	13 759
RIHMI-WDC	All-Russia Research Institute of Hydrometeorological Information - World Data Centre	Russian Federation	139 208	7 876	12 003	82 083
MI	Marine Institute	Ireland	18 359	10 110	0	13 658
IEO	IEO/Spanish Oceanographic Institute	Spain	53 560	13 204	4 265	22 145
UKRI-BODC	British Oceanographic Data Centre	United Kingdom	123 698	13 695	2 973	75 641
AU-DMU	Aarhus University	Denmark	238 672	14 717	609	74 518
IMR	Institute of Marine Research - Norwegian Marine Data Centre (NMD)	Norway	129 022	17 385	3 808	114 229
FMI	Finnish Meteorological Institute	Finland	31 922	18 422	0	29 711
OGS	OGS (Istituto Nazionale di Oceanografia e di Geofisica Sperimentale)	Italy	130 446	28 899	1 922	40 848
ICES	International Council for the Exploration of the Sea (ICES)	Denmark	86 686	62 515	369	86 686
IFREMER	IFREMER / IDM/SISMER	France	480 691	169 934	24 240	274 492
		TOTAL	1 964 269	401 037	70 280	1 096 095

CDIs number per month and per partners



Partners with 4 000 < CDI entries < 10 000



Statistics on CSR harvesting

The CSR automatic harvesting result for this month is 102 new records and 378 updates .

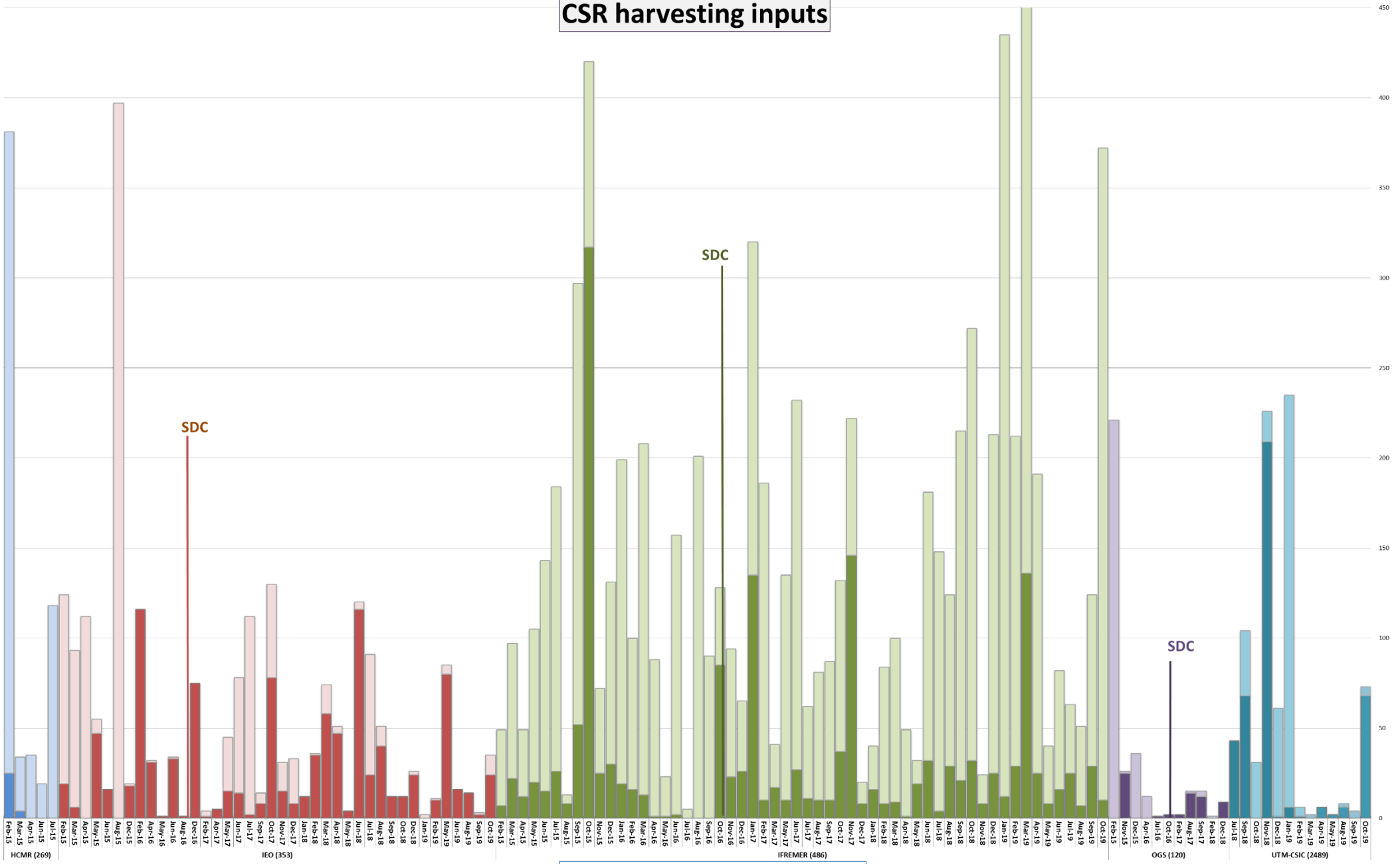
Details of harvesting per centre are the following:

Centre	Date	New	Update
IEO (353)	01/10/2019	14	2
IFREMER (486)	01/10/2019	3	113
IEO (353)	15/10/2019	2	8
IFREMER (486)	15/10/2019	7	206
UTM-CSIC (2489)	15/10/2019	68	5
IEO (353)	22/10/2019	8	1
IFREMER (486)	22/10/2019		43
Total		102	378

OGS and HCMR had no CSR creations or updates during this month.

The graph below shows the CSR harvesting inputs since beginning of 2015:

CSR harvesting inputs



■ updates
 ■ new

History

Global counts on all catalogues in 2018

Catalogue	Jan-18	Feb-18	Mar-18	Apr-18	May-18	Jun-18	Jul-18	Aug-18	Sep-18	Oct-18	Nov-18	Dec-18
EDMO	3 927	3 931	3 940	3 952	3 968	3 981	3 997	3 999	4 010	4 021	4 068	4 078
EDMED	4 154	4 158	4 162	4 166	4 166	4 170	4 173	4 189	4 191	4 182	4 187	4 187
EDMERP	3 042	3 048	3 051	3 054	3 058	3 062	3 068	3 071	3 073	3 083	3 105	3 106
EDIOS-PRG	362	362	362	362	362	362	363	363	363	363	363	363
CSR	55 399	55 485	55 630	55 709	55 783	55 937	55 982	56 085	56 316	56 436	56 694	56 783
CDI	2 101 090	2 106 680	2 110 688	2 122 824	2 137 067	2 146 266	2 148 856	2 152 074	2 159 216	2 262 108	2 276 264	2 283 986

Global counts on all catalogues in 2017

Catalogue	Jan-17	Feb-17	Mar-17	Apr-17	May-17	Jun-17	Jul-17	Aug-17	Sep-17	Oct-17	Nov-17	Dec-17
EDMO	3 802	3 812	3 826	3 832	3 838	3 869	3 880	3 886	3 891	3 899	3 915	3 920
EDMED	4 082	4 085	4 084	4 096	4 099	4 101	4 101	4 108	4 131	4 135	4 142	4 149
EDMERP	2 981	2 988	2 990	2 990	2 992	2 993	3 000	3 016	3 018	3 020	3 026	3 036
EDIOS-PRG	362	362	362	362	362	362	362	362	362	362	362	362
CSR	53 850	53 892	53 974	54 175	54 218	54 217	54 250	54 387	54 795	54 949	55 052	55 178
CDI	1 947 452	1 949 991	1 955 483	1 968 060	1 971 285	1 974 509	1 977 738	1 980 818	2 000 402	2 063 832	2 081 618	2 093 605

Global counts on all catalogues in 2016

Catalogue	Jan-16	Feb-16	Mar-16	Apr-16	May-16	Jun-16	Jul-16	Aug-16	Sep-16	Oct-16	Nov-16	Dec-16
EDMO	3 671	3 670	3 686	3 691	3 695	3 712	3 730	3 733	3 747	3 758	3 775	3 791
EDMED	4 060	4 066	4 007	4 061	4 062	4 067	4 069	4 074	4 076	4 077	4 077	4 077
EDMERP	2 903	2 961	2 961	2 961	2 966	2 971	2 971	2 974	2 975	2 975	2 975	2 979
EDIOS-PRG	362	362	362	362	362	362	362	362	362	362	362	362
CSR	54 182	54 339	54 422	55 100	55 119	55 178	55 216	55 238	55 264	53 484	53 537	53 669
CDI	1 813 947	1 819 492	1 824 402	1 825 957	1 844 660	1 854 787	1 858 162	1 864 378	1 869 790	1 873 823	1 884 034	1 936 759

Global counts on all catalogues in 2015

Catalogue	Jan-15	Feb-15	Mar-15	Apr-15	May-15	Jun-15	Jul-15	Aug-15	Sep-15	Oct-15	Nov-15	Dec-15
EDMO	3 210	3 223	3 275	3 324	3 422	3 532	3 556	3 564	3 583	3 619	3 639	3 659
EDMED	3 980	3 982	3 984	3 984	3 990	3 992	4 014	4 034	4 053	4 055	4 054	4 060
EDMERP	2 858	2 866	2 878	2 878	2 886	2 898	2 900	2 900	2 901	2 903	2 903	2 903
EDIOS-PRG	360	360	361	361	361	361	361	361	362	362	362	362
CSR	52 977	53 028	53 238	53 304	53 400	53 463	53 553	53 602	53 836	53 938	54 057	54 135
CDI	1 714 285	1 721 708	1 721 604	1 720 724	1 709 958	1 764 762	1 767 715	1 779 199	1 784 327	1 796 791	1 800 648	1 809 541

Global counts on all catalogues in 2014

Catalogue	Jan-14	Feb-14	Mar-14	Apr-14	May-14	Jun-14	Jul-14	Aug-14	Sep-14	Oct-14	Nov-14	Dec-14
EDMO	2 451	2 467	2 651	2 685	2 688	2 692	2 693	2 701	2 875	3 103	3 199	3 212
EDMED	3 944	3 945	3 945	3 947	3 948	3 955	3 957	3 960	3 961	3 962	3 963	3 965
EDMERP	2 787	2 808	2 830	2 832	2 834	2 837	2 841	2 844	2 847	2 849	2 850	2 857
EDIOS-PRG	359	360	360	360	360	360	360	360	360	360	360	360
CSR	51 724	51 788	51 941	52 012	52 012	52 151	52 190	52 506	52 566	52 603	52 650	52 657
CDI	1 498 793	1 537 556	1 558 428	1 566 528	1 569 847	1 575 035	1 604 916	1 612 514	1 621 749	1 626 904	1 631 984	1 662 548

Global counts on all catalogues in 2012/2013

Catalogue	Sept-12	Oct-12	Nov-12	Dec-12	Jan-13	Feb-13	Mar-13	Apr-13	May-13	Aug-13	Sep-13	Oct-13	Nov-13	Dec-13
EDMO	2 261	2 283	2 296	2 304	2 330	2 351	2 359	2 362	2 370	2 384	2 404	2 404	2 423	2 431
EDMED	3 834	3 834	3 834	3 834	3 834	3 834	3 882	3 885	3 885	3 889	3 901	3 901	3 925	3 944
EDMERP	2 617	2 637	2 667	2 674	2 683	2 684	2 685	2 686	2 690	2 698	2 710	2 710	2 772	2 772
EDIOS-PRG	350	350	350	350	353	353	353	353	354	356	358	359	359	359
CSR	48 824	48 975	49 326	49 750	50 917	51 033	51 276	51 647	50 973	51 181	51 207	51 259	51 588	51 730
CDI	1 088 322	1 097 399	1 241 010	1 267 669	1 274 982	1 291 491	1 302 629	1 311 827	1 317 191	1 350 455	1 356 245	1 360 236	1 386 446	1 496 950