

March 2014 – SeaDataNet catalogues follow-up

Here are the graphs for monitoring the SeaDataNet catalogues content (all documents are available on the extranet of the project under [SeaDataNet II> Follow up](#)).

In March 2014, still significant **increases on catalogues: EDMO (+184), EDMERP(+22), CSR (+153) and CDI (+20 872)**, while **no activities on EDMED and EDIOS**.

For EDMO the deep increase is partly linked to the activity of our **ODIP** colleagues from the USA; now EDMO catalogue also allow to search for the US Marine Organizations.

17 partners have input or deleted data in the CDI catalogue, for a total increase of 19 848 records.

Details of last month upgrades per partners are the following:

CDI partner	Country	Number of new records
BODC	United Kingdom	4119
BSH-DOD	Germany	242
FMI	Finland	2425
HCMR	Greece	73
IEO	Spain	285
IFREMER	France	1607
IHPT	Portugal	231
IO-BAS	Bulgaria	272
IOF	Croatia	-4
LIAE	Latvia	247
MI	Ireland	16
MSI	Estonia	874
NIMRD	Romania	240
OC-UCY	Cyprus	19
OGS	Italy	8985
TSU-DNA	Georgia	30
VLIZ	Belgium	187
Total		19848

6 partners, not in the SeaDataNet consortium, have input a total of 1024 new entries in the CDI catalogue, which explains the difference between the total increase of CDI catalogue (20 872) and the increase by SeaDataNet partners (19 848).

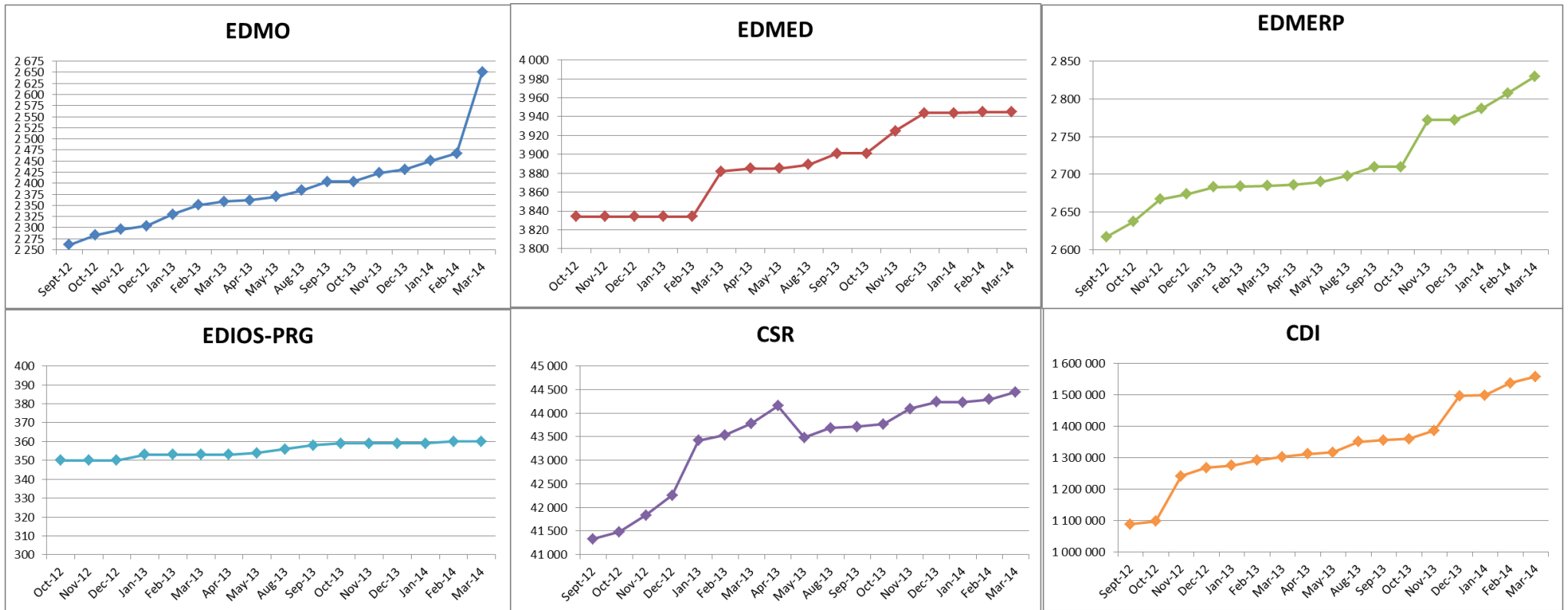
Since the beginning of the follow-up reports (October 2012), the global increase in CDI, per partner, is the following: Note that for SMHI and TSU-DNA, the negative global increase is due to the change in their time series management (SMHI) or the duplicates detection (TSU-DNA).

CDI partner	Name of partner	Country	Total CDIs (07/04/2014)	Global increase	
5	SMHI	Swedish Meteorological and Hydrological Institute	Sweden	92 473	-17 054
35	TSU-DNA	Iv.Javakishvili Tbilisi State University	Georgia	834	-61
25	MRI	Marine Research Institute (MRI)	Iceland	3 824	0
38	UOM	University Of Malta / Physical Oceanography Unit	Malta	628	0
Associated	IOPAN	IOPAN	Poland	18	18
Subcontractor	IGEWE	IGEWE	Albania	21	21
32	MHI	Marine Hydrophysical Institute	Ukraine	95 377	29
Subcontractor	IMBK	Institute of Marine Biology (IMBK)	Montenegro	51	29
36	IOF	Institute of Oceanography and Fisheries	Croatia	1 625	49
41	CNR	CNR	Italy	118	118
31	SIO-RAS	P.P.Shirshov Institute of Oceanology-RAS	Russian Federation	38 973	150
20	MI	Marine Institute	Ireland	4 875	174
Subcontractor	INRH	Institut National de Recherche Halieutique	Morocco	208	208
Subcontractor	RSHU	RSHU	Russian Federation	209	209
37	NIB	National Institute of Biology - NIBMarine Biology Station	Slovenia	4 370	250
40	IOLR	Israel Oceanographic and Limnological Research (IOLR)	Israel	5 399	326
24	VLIZ	Flanders Marine Institute	Belgium	1 967	348
30	EPA	Environmental Protection Agency (EPA)	Lithuania	772	359
29	LIAE	Latvian Institute of Aquatic Ecology	Latvia	743	436
22	NIOZ	NIOZ Royal Netherlands Institute for Sea Research	Netherlands	5 075	446
10	ENEA	ENEA Centro Ricerche Ambiente Marino - La Spezia	Italy	8 560	486
33	IO-BAS	Bulgarian National Oceanographic Data Centre(BGODC)	Bulgaria	2 842	534
23	RBINS-BMDC	Belgian Marine Data Center	Belgium	12 249	716
Subcontractor	INSTM	Institut National des Sciences et Technologies de la Mer	Tunisia	867	867
34	NIMRD	National Institute for Marine Research and Development Grigore Antipa	Romania	5 247	993
44	TUBITAK-SHODB	Turkiye Bilimsel ve Teknolojik Arastirma Kurumu	Turkey	1 185	1 185
39	OC-UCY	Cyprus Oceanography Center	Cyprus	3 245	1 690
7	HCMR	Hellenic Centre for Marine Research	Greece	14 113	2 089
21	IHPT	IHPT, Hydrographic institute	Portugal	3 261	2 356
42	IBSS	Institute of Biology of the Southern Seas	Ukraine	4 897	2 791

6	IEO	IEO/Spanish Oceanographic Institute	Spain	34 943	3 528
18	ICES	ICES	Denmark	4 986	4 986
43	UniHb	Universitaet Bremen	Germany	5 264	5 264
9	RIHMI-WDC	All-Russia Research Institute of Hydrometeorological Information	Russian Federation	62 488	5 363
27	IMGW	Instytut Meteorologii i Gosodarki Wodnej	Poland	8 614	8 614
8	OGS	OGS (Istituto Nazionale di Oceanografia e di Geofisica Sperimentale)	Italy	99 319	9 721
26	FMI	Finnish Meteorological Institute	Finland	13 499	11 288
28	MSI	Marine Systems Institute at Tallinn University of Technology	Estonia	25 759	12 762
4	BSH-DOD	German Oceanographic Datacentre (NODC)	Germany	37 075	19 797
12	METU-IMS	Institute of Marine Sciences, Middle East Technical University	Turkey	23 212	20 130
1	IFREMER	IFREMER / IDM/SISMER	France	232 441	26 242
3	NERC-BODC	British Oceanographic Data Centre	United Kingdom	75 690	27 633
17	NERI	Aarhus University	Denmark	205 488	41 334
16	IMR	Institute of Marine Research - Norwegian Marine Data Centre (NMD)	Norway	87 829	73 036
Subcontractor	SHOM	SHOM (Service Hydrographique et Océanographique de la Marine)	France	161 030	154 607
			Total	1 391 663	424 067

Catalogue	Sept-12	Oct-12	Nov-12	Dec-12	Jan-13	Feb-13	Mar-13	Apr-13	May-13	Aug-13	Sep-13	Oct-13	Nov-13	Dec-13	Jan-14	Feb-14	Mar-14
EDMO	2 261	2 283	2 296	2 304	2 330	2 351	2 359	2 362	2 370	2 384	2 404	2 404	2 423	2 431	2 451	2 467	2 651
EDMED	3 834	3 834	3 834	3 834	3 834	3 834	3 882	3 885	3 885	3 889	3 901	3 901	3 925	3 944	3 944	3 945	3 945
EDMERP	2 617	2 637	2 667	2 674	2 683	2 684	2 685	2 686	2 690	2 698	2 710	2 710	2 772	2 772	2 787	2 808	2 830
EDIOS-PRG	350	350	350	350	353	353	353	353	354	356	358	359	359	359	359	360	360
CSR	41 330	41 481	41 832	42 256	43 423	43 539	43 782	44 153	43 479	43 687	43 713	43 765	44 094	44 236	44 230	44 294	44 447
CDI	1 088 322	1 097 399	1 241 010	1 267 669	1 274 982	1 291 491	1 302 629	1 311 827	1 317 191	1 350 455	1 356 245	1 360 236	1 386 446	1 496 950	1 498 793	1 537 556	1 558 428

Figure 1 - Global counts on all catalogues



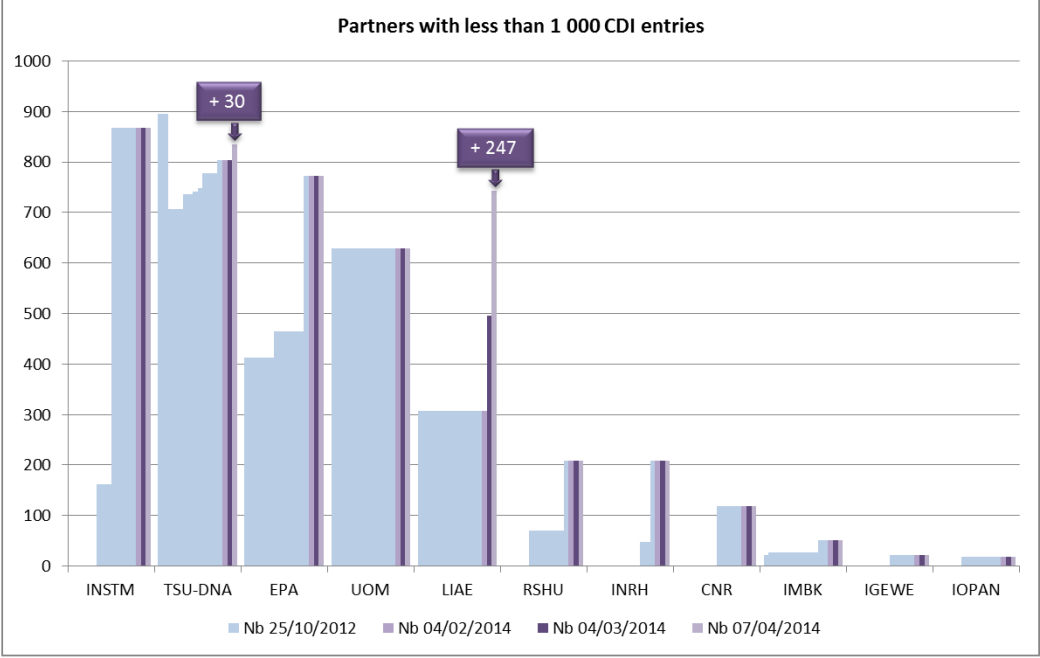
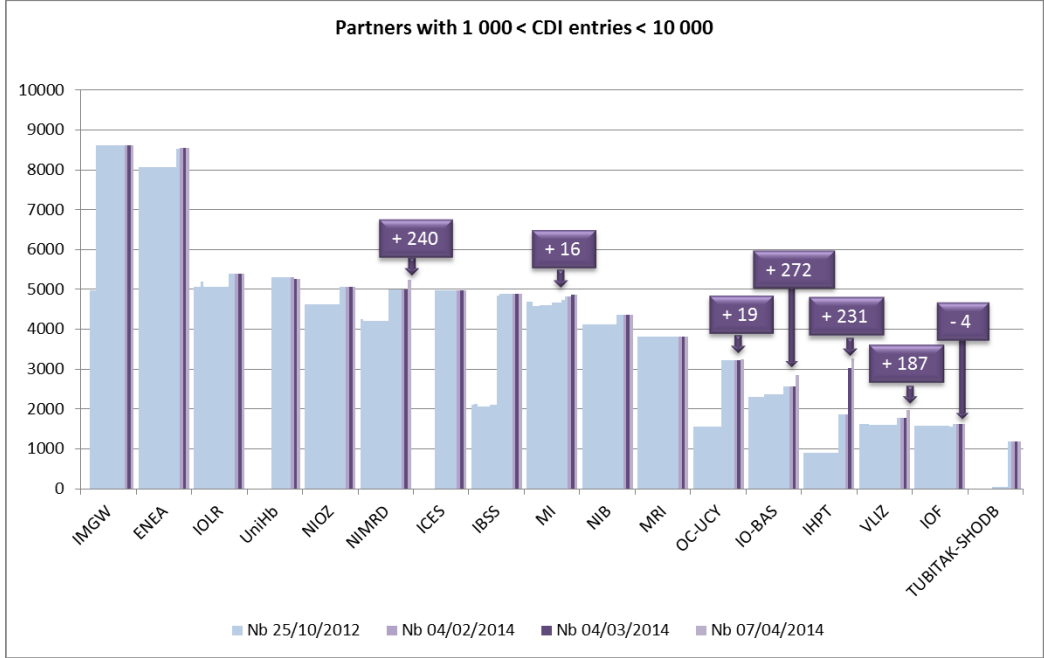
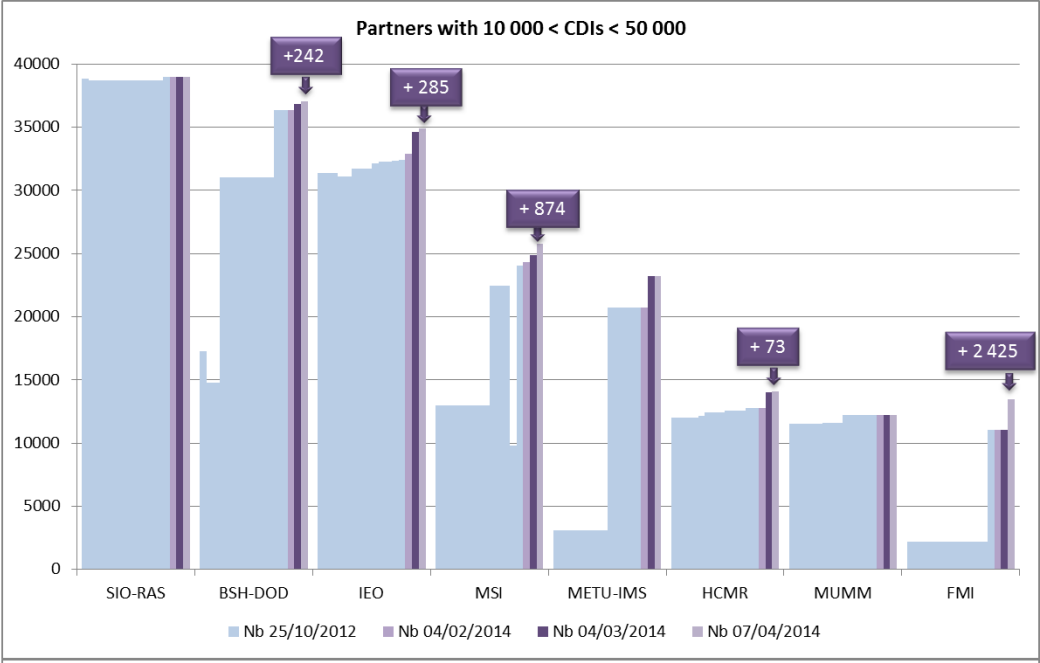
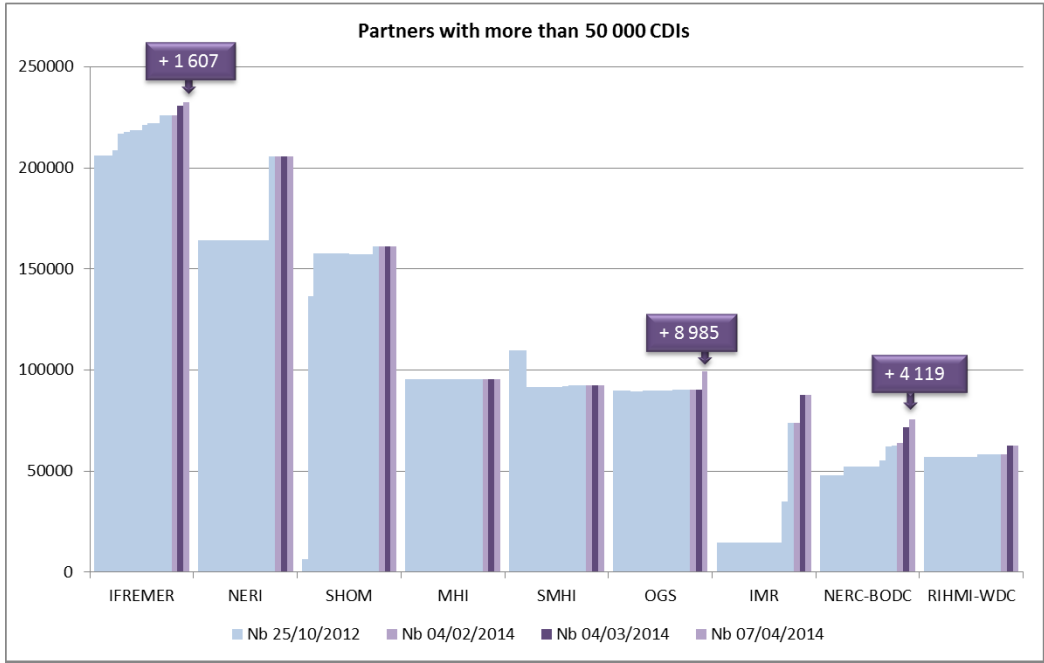


Figure 2 - Nb of CDI per partner, data centres with new data input in March 2014