

# March 2020 – SeaDataCloud catalogues follow-up

All documents used to write this report are available on the extranet of the project under [SeaDataCloud > Follow up](#).

## Statistics on all catalogues

In February 2020, global increases on catalogues :

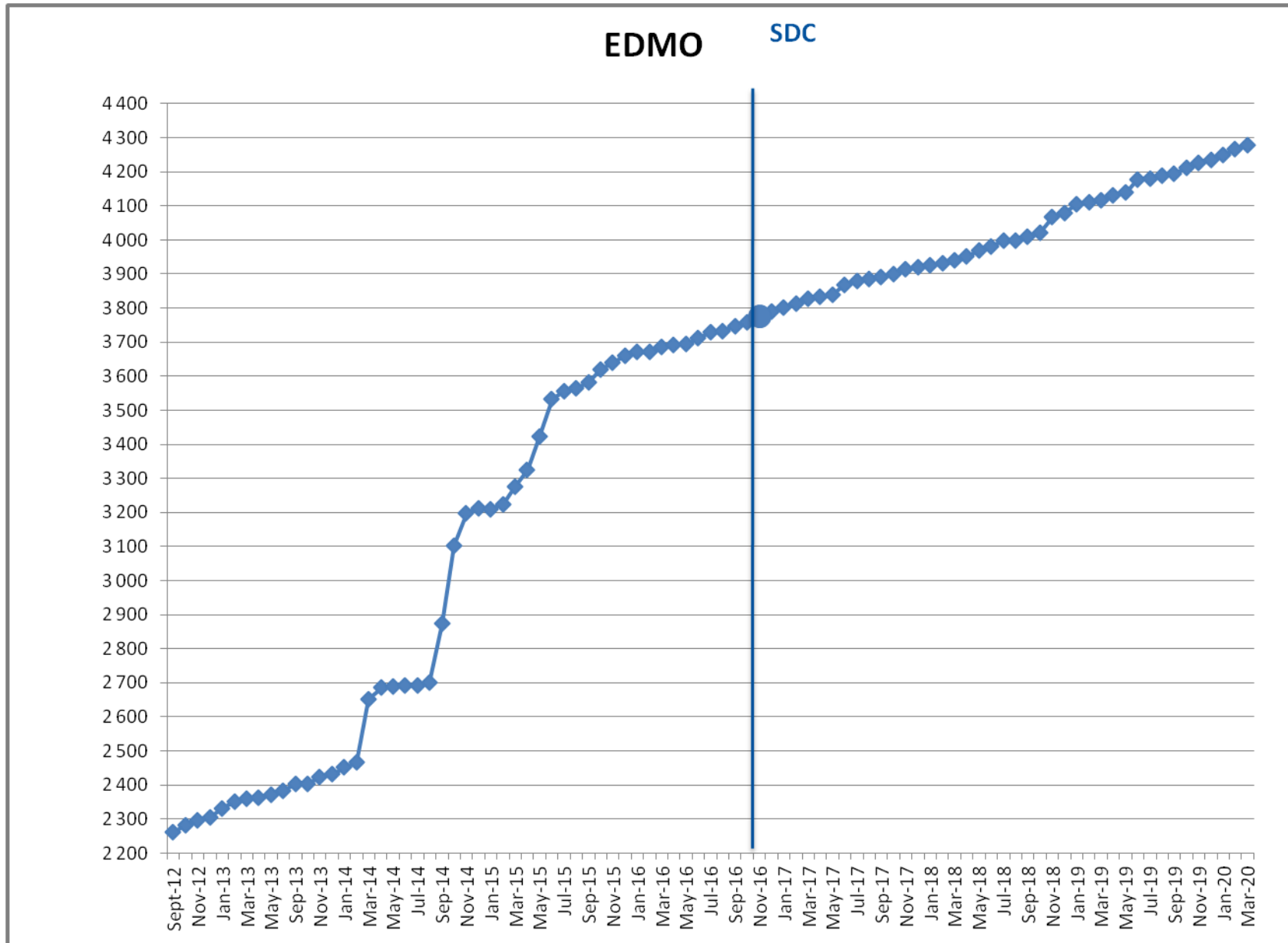
- **EDMO (Marine organisations)** : **+11** - Total : **4 278**
- **EDMED (Data sets)** : **+1** - Total : **4 228**
- **EDMERP (Projects)** : **+7** - Total : **3 177**
- **EDIOS-PRG**
  - Programmes : - Total : **370**
  - Series : - Total : **16 645**
- **CSR (Cruises)** : **+41** - Total : **58 177**
- **CDI (Data)** : **+22 849** - Total : **2 333 919**

## Since the beginning of SeaDataCloud :

Catalogue	Mar-20	Feb-20	Jan-20	Dec-19	Nov-19	Oct-19	Sep-19	Aug-19	Jul-19	Jun-19	May-19	Apr-19	Oct-16	Increase*
EDMO	<b>4 278</b>	4 267	4 249	4 234	4 227	4 211	4 195	4 190	4 181	4 177	4 138	4 131	<b>3 758</b>	<b>520</b>
EDMED	<b>4 228</b>	4 227	4 225	4 223	4 213	4 210	4 209	4 206	4 205	4 205	4 207	4 205	<b>4 077</b>	<b>151</b>
EDMERP	<b>3 177</b>	3 170	3 166	3 164	3 163	3 159	3 149	3 144	3 144	3 138	3 135	3 133	<b>2 975</b>	<b>202</b>
EDIOS-PRG	<b>370</b>	370	368	367	367	367	367	363	363	363	363	363	<b>362</b>	<b>8</b>
EDIOS-Series	<b>16 645</b>	16 645												
CSR	<b>58 177</b>	58 062	57 920	57 866	57 749	57 637	57 537	57 474	57 437	57 331	57 267	57 148	<b>53 484</b>	<b>4 693</b>
CDI	<b>2 333 919</b>	2 311 070	2 289 624	2 288 566	2 283 087	2 281 710	2 316 610	2 316 610	2 316 610	2 316 223	2 306 093	2 302 286	<b>1 873 823</b>	<b>460 096</b>

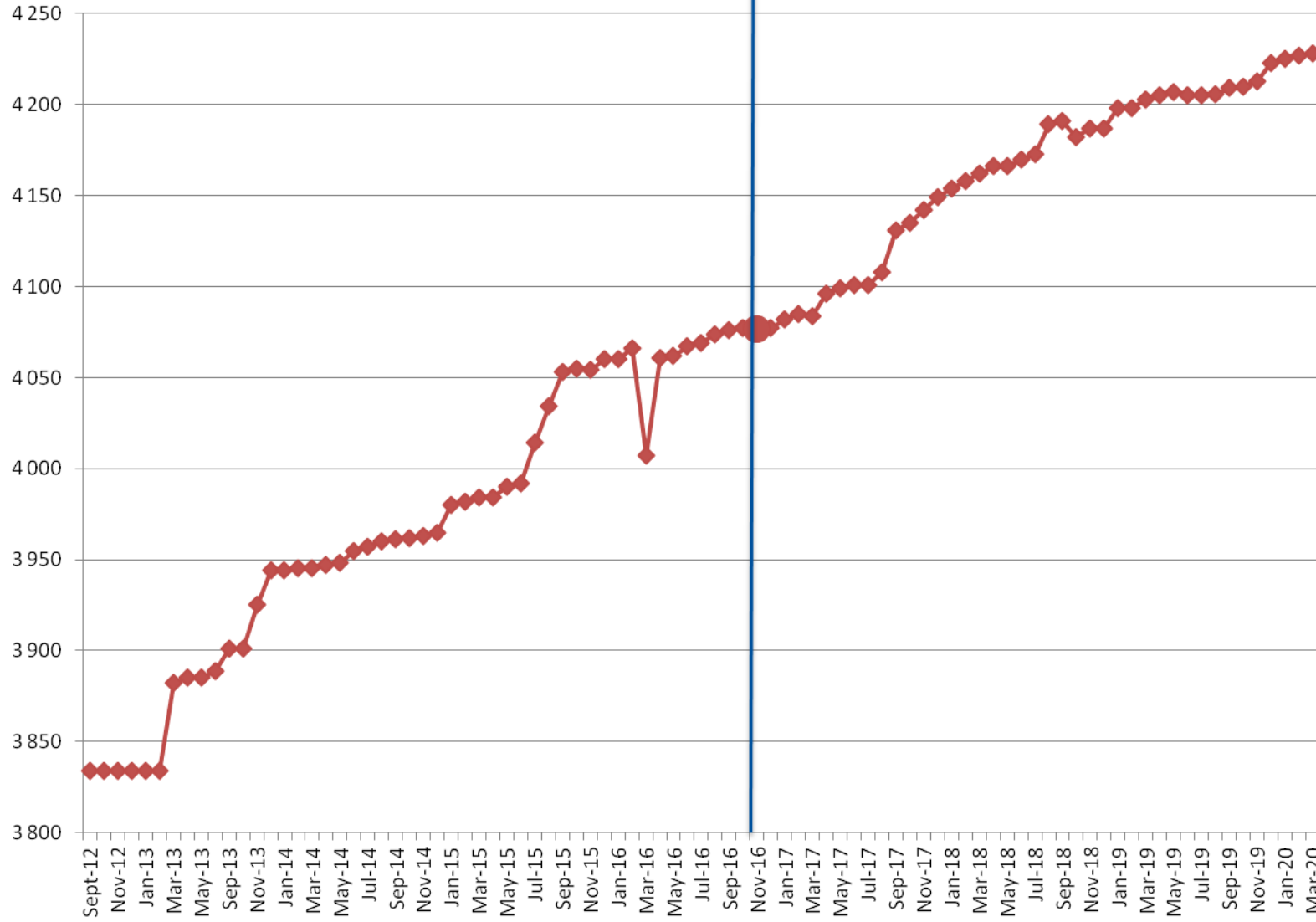
(\*) Increase since beginning of SeaDataCloud (01/11/2016)

## Nb of EDMO, EDMED, EDMERP, EDIOS, CSR and CDI per month



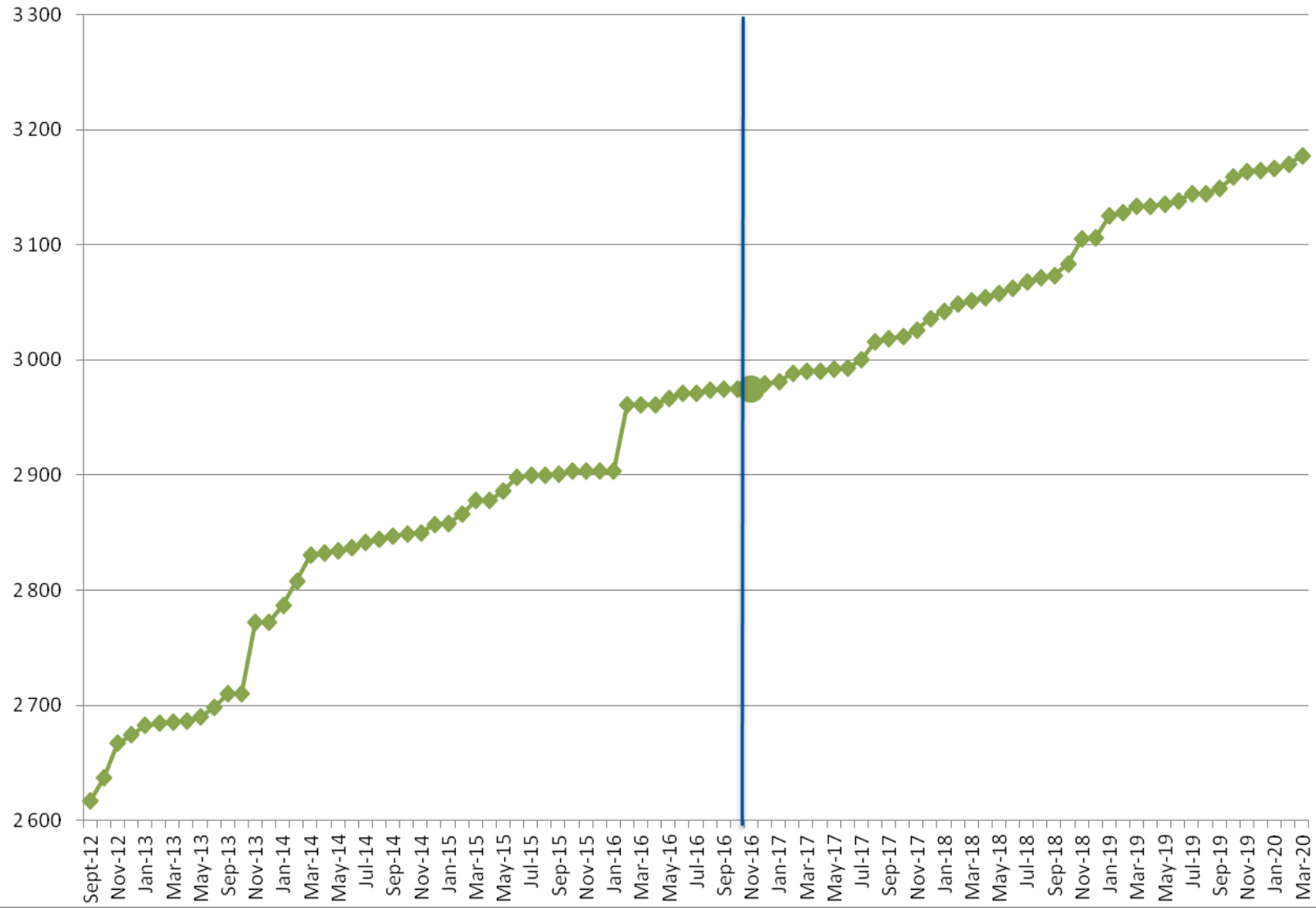
EDMED

SDC

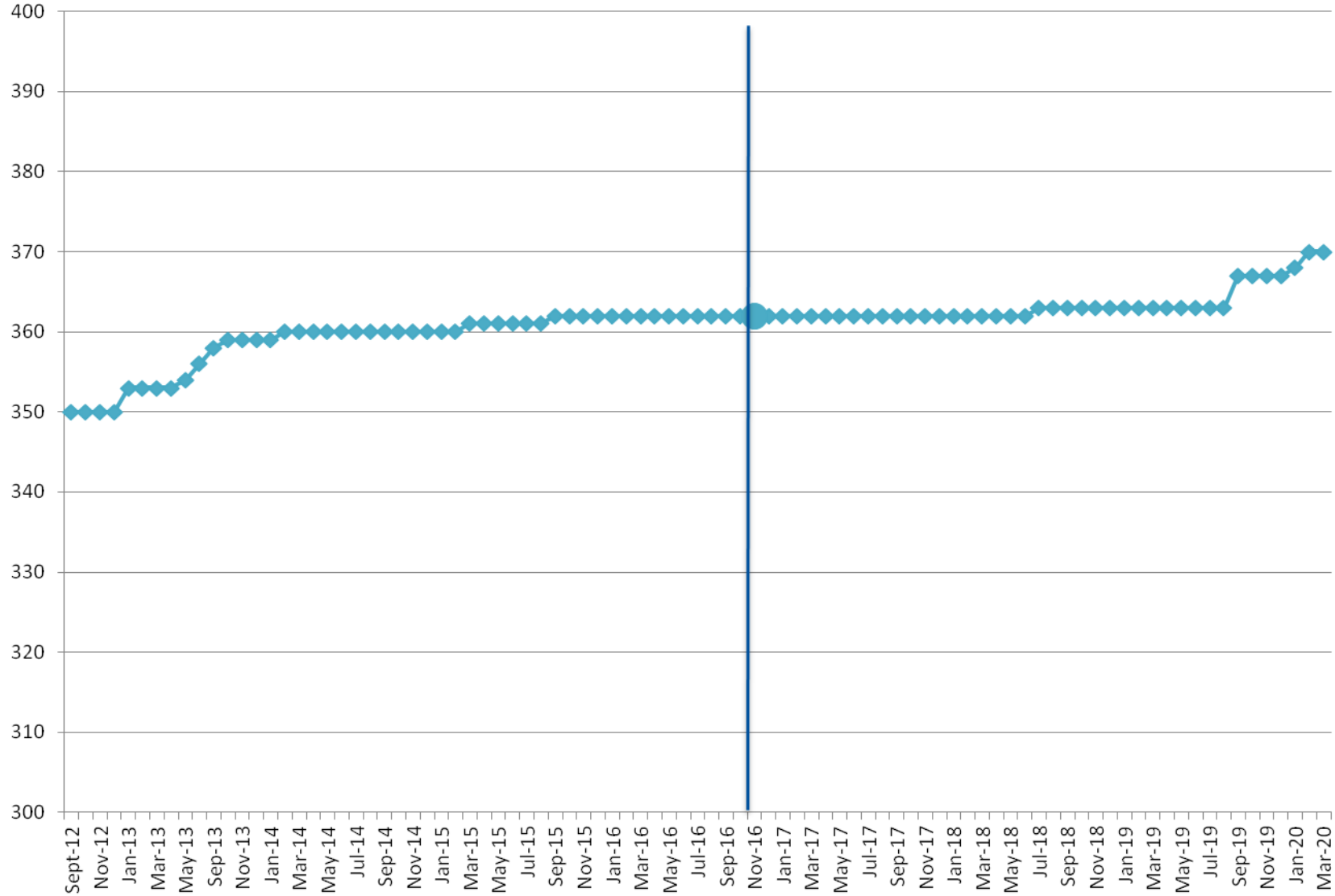


# EDMERP

SDC

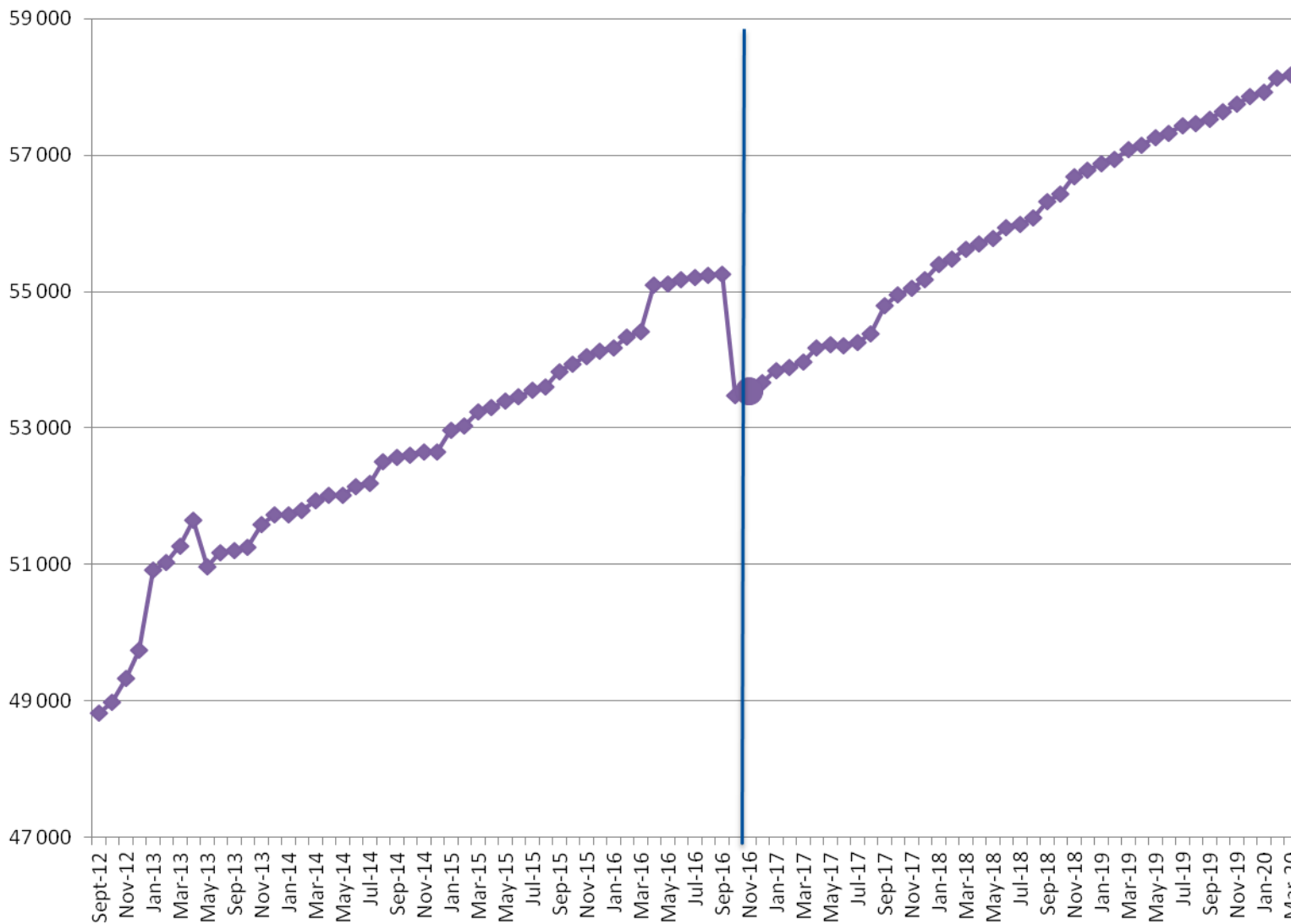


# EDIOS-PRG SDC



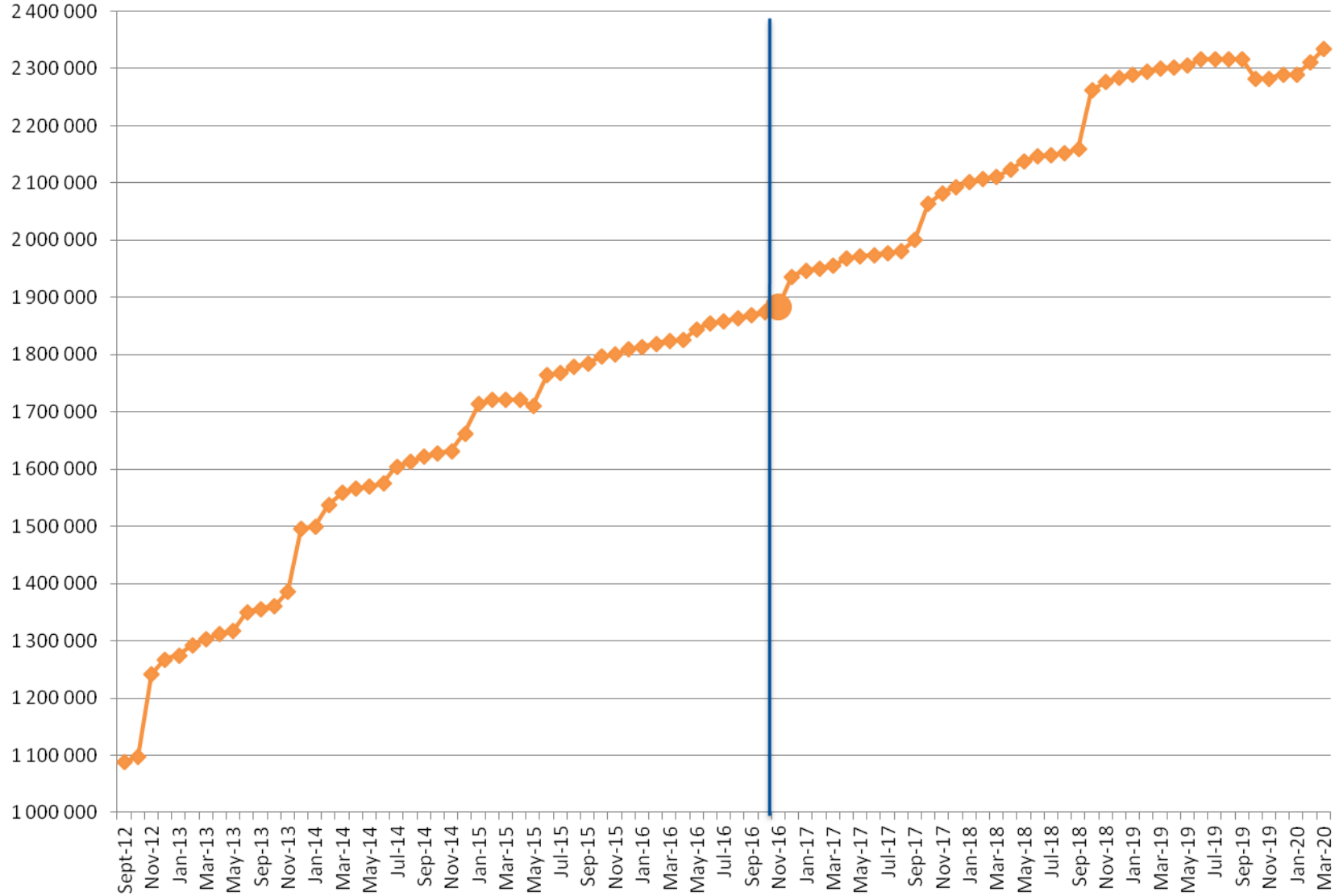
CSR

SDC



CDI

SDC



## Statistics on CDI catalogue

Details of last month upgrades per partners are the following:

CDI partner	Country	Last increase as distributor	Last increase as custodian
AU	Denmark	+3 434	+3 434
BODC	United Kingdom	+786	+786
BSH	Germany	+44	+49 593
CNRS/OASU	France	+3 479	+3 479
GEOMAR	Germany	0	+1 948
IFREMER	France	+12 560	-38 937
IO-BAS	Bulgaria	+57	+57
LHEI	Latvia	0	+129
METU-IMS	Turkey	0	+63
NIMRD	Romania	+1	+94
OGS	Italy	+1 371	+616
SMHI	Sweden	+57	+527
SYKE	Finland	+807	+807
TSU-DNA	Georgia	+28	+28
UOM	Malta	+1	+1
<b>TOTAL</b>		<b>+22 625</b>	<b>+22 625</b>

- 12 SeaDataCloud partners had input or decrease data in the CDI catalogue, for a total increase of **+22 625 records**.
- 4 others partners, not in the SeaDataCloud consortium, have worked for a increase of **+224 records**.

There are 116 partners (as distributor) with CDIs :

- 44 SeaDataCloud partners and
- 72 other partners.



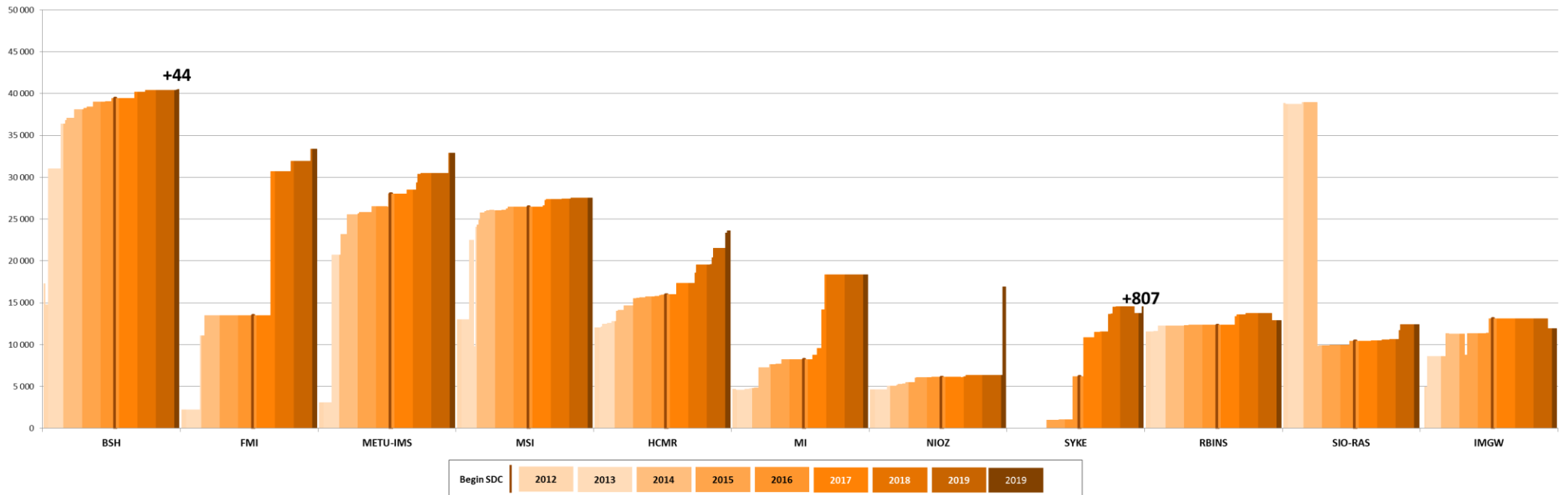
Since the beginning of the follow-up reports (October 2012), the increase in CDI since start SDC (November 2016), between end SDN2 (September 2015) and start SDC, increase since SDN2, per partner, is the following: Note that for SMHI and SIO-RAS the negative increase since start SDN2 is due to the change in their time series management (SMHI), the change of data owner and the remove of incorrect records (SIO-RAS). The new owner is SOI, not in the SeaDataCloud consortium).

CDI partner	Name of partner	Country	Nb as distributor 01/04/2020	Nb as Custodian 01/04/2020	Increase as distributor since start SDC	Increase as custodian since start SDC	Increase as distributor between SDN2 and SDC	Increase as distributor since start SDN2
<b>GEOMAR</b>	Helmholtz Centre for Ocean Research Kiel	Germany	0	1 952	0	<b>1 952</b>	0	-
<b>IOPAN</b>	IOPAN	Poland	18	18	0	0	0	18
<b>CNRS/OSU-SBR</b>	Roscoff Marine Station, Sorbonne Universités, UPMC Univ Paris 06 and CNRS	France	2	735	2	<b>735</b>	0	2
<b>CNRS/MIO</b>	CNRS/Mediterranean Institute of Oceanography-LUMINY (MIO)-UMR 7294/235/110	France	67	67	67	<b>67</b>	0	67
<b>UTM-CSIC</b>	UTM-CSIC/Marine Technology Unit	Spain	582	603	576	<b>597</b>	0	582
<b>CNR</b>	CNR - Institute of Atmospheric Sciences and Climate (ISAC) (Rome)	Italy	874	874	621	<b>621</b>	0	874
<b>INSTM</b>	Institut National des Sciences et Technologies de la Mer	Tunisia	973	973	4	4	0	973
<b>IMBK</b>	Institute of Marine Biology (IMBK)	Montenegro	974	982	268	<b>276</b>	647	952
<b>TSU-DNA</b>	Iv.Javakhishvili Tbilisi State University	Georgia	1 127	1 130	175	<b>178</b>	34	232
<b>UOM</b>	University Of Malta	Malta	1 922	1 922	897	<b>897</b>	393	1 294
<b>IOF</b>	Institute of Oceanography and Fisheries	Croatia	2 770	2 770	537	<b>537</b>	490	1 194
<b>LHEI</b>	Latvian Institute of Aquatic Ecology	Latvia	3 248	3 486	-236	2	536	2 941
<b>CNRS/OASU</b>	Aquitaine Observatory of Sciences of the Universe - University of Bordeaux (OASU)	France	3 483	3 483	3 483	<b>3 483</b>	0	3 483
<b>ORION</b>	ORION Joint Research and Development Center	Cyprus	3 593	3 593	3 593	<b>3 593</b>	0	3 593
<b>VLIZ</b>	Flanders Marine Institute	Belgium	3 779	3 779	207	<b>207</b>	74	2 160
<b>IO-BAS</b>	Bulgarian National Oceanographic Data Centre(BGODC)	Bulgaria	4 789	4 789	1 310	<b>1 310</b>	273	2 481
<b>UkrSCES</b>	Ukrainian scientific center of Ecology of Sea (UkrSCES)	Ukraine	6 339	6 339	695	<b>695</b>	267	6 339
<b>IHPT</b>	IHPT, Hydrographic institute	Portugal	6 578	6 578	245	<b>245</b>	1 713	5 673
<b>IOLR</b>	Israel Oceanographic and Limnological Research (IOLR)	Israel	7 755	7 755	2 023	<b>2 023</b>	333	2 682
<b>NIMRD</b>	National Institute for Marine Research and Development Grigore Antipa	Romania	8 299	8 522	1 409	<b>1 632</b>	602	4 045
<b>MRI</b>	Marine Research Institute (MRI)	Iceland	8 511	8 511	2 597	<b>2 597</b>	0	4 687
<b>NIB</b>	National Institute of Biology - NIBMarine Biology Station	Slovenia	8 908	8 908	1 246	<b>1 246</b>	287	4 788
<b>ENEA</b>	ENEA Centro Ricerche Ambiente Marino - La Spezia	Italy	9 887	9 887	798	<b>798</b>	284	1 813

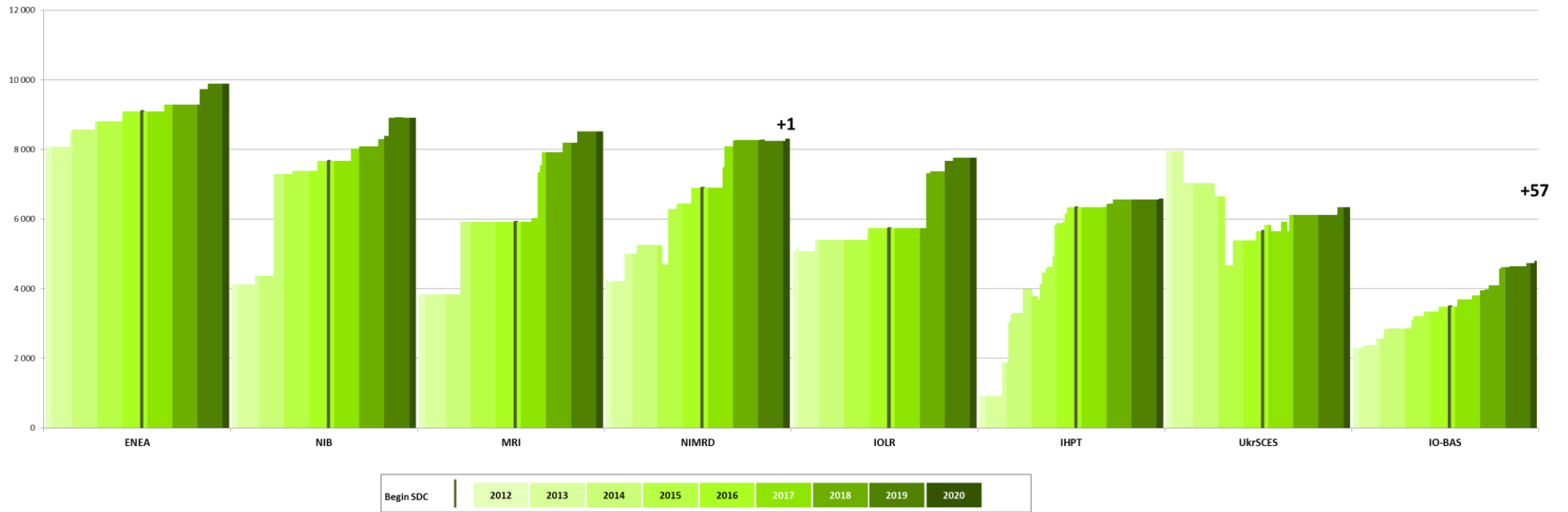
<b>IMGW</b>	Instytut Meteorologii i Gosodarki Wodnej	Poland	11 952	11 952	<b>-1 158</b>	<b>-1 158</b>	1 770	11 952
<b>SIO-RAS</b>	P.P.Shirshov Institute of Oceanology-RAS	Russian Federation	12 384	12 384	<b>1 943</b>	<b>1 943</b>	482	-26 439
<b>RBINS</b>	Royal Belgian Institute of Natural Sciences	Belgium	12 913	12 913	<b>584</b>	<b>584</b>	0	1 380
<b>SYKE</b>	Finnish Environment Institute	Finland	14 566	14 882	<b>8 359</b>	<b>8 675</b>	5 162	14 566
<b>NIOZ</b>	NIOZ Royal Netherlands Institute for Sea Research	Netherlands	16 897	6 341	<b>10 767</b>	<b>211</b>	46	12 268
<b>MI</b>	Marine Institute	Ireland	18 359	20 875	<b>10 110</b>	<b>12 626</b>	0	13 658
<b>HCMR</b>	Hellenic Centre for Marine Research	Greece	23 602	25 912	<b>7 613</b>	<b>9 923</b>	260	11 578
<b>MSI</b>	Marine Systems Institute at Tallinn University of Technology	Estonia	27 506	27 397	<b>1 032</b>	<b>923</b>	-3	14 509
<b>METU-IMS</b>	Institute of Marine Sciences, Middle East Technical University	Turkey	32 902	32 965	<b>4 885</b>	<b>4 948</b>	2 222	29 820
<b>FMI</b>	Finnish Meteorological Institute	Finland	33 351	33 351	<b>19 851</b>	<b>19 851</b>	0	31 140
<b>BSH</b>	German Oceanographic Datacentre (NODC)	Germany	40 482	99 733	<b>1 035</b>	<b>60 286</b>	465	23 204
<b>IEO</b>	IEO/Spanish Oceanographic Institute	Spain	53 560	53 527	<b>13 204</b>	<b>13 171</b>	4 265	22 145
<b>ICES</b>	International Council for the Exploration of the Sea (ICES)	Denmark	88 110	80 564	<b>63 939</b>	<b>56 393</b>	369	88 110
<b>SMHI</b>	Swedish Meteorological and Hydrological Institute	Sweden	102 391	104 174	<b>8 105</b>	<b>9 888</b>	0	-7 136
<b>OGS</b>	OGS (Istituto Nazionale di Oceanografia e di Geofisica Sperimentale)	Italy	119 928	118 522	<b>18 381</b>	<b>16 975</b>	1 922	30 330
<b>BODC</b>	British Oceanographic Data Centre	United Kingdom	124 531	124 531	<b>14 528</b>	<b>14 528</b>	2 973	76 474
<b>IMR</b>	Institute of Marine Research - Norwegian Marine Data Centre (NMD)	Norway	129 022	129 022	<b>17 385</b>	<b>17 385</b>	3 808	114 229
<b>RIHMI-WDC</b>	All-Russia Research Institute of Hydrometeorological Information - World Data Centre	Russian Federation	139 619	139 619	<b>8 287</b>	<b>8 287</b>	12 003	82 494
<b>SHOM</b>	Shom	France	175 036	190 225	<b>3 702</b>	<b>18 891</b>	3 754	168 613
<b>AU</b>	Aarhus University	Denmark	242 106	242 106	<b>18 151</b>	<b>18 151</b>	609	77 952
<b>IFREMER</b>	IFREMER / IDM/SISMER	France	511 955	433 703	<b>201 198</b>	<b>122 946</b>	24 240	305 756
		<b>TOTAL</b>	<b>2 015 650</b>	<b>2 002 354</b>	<b>452 418</b>	<b>439 122</b>	<b>70 280</b>	<b>1 147 476</b>



### Distributors with 10 000 < CDIs < 50 000



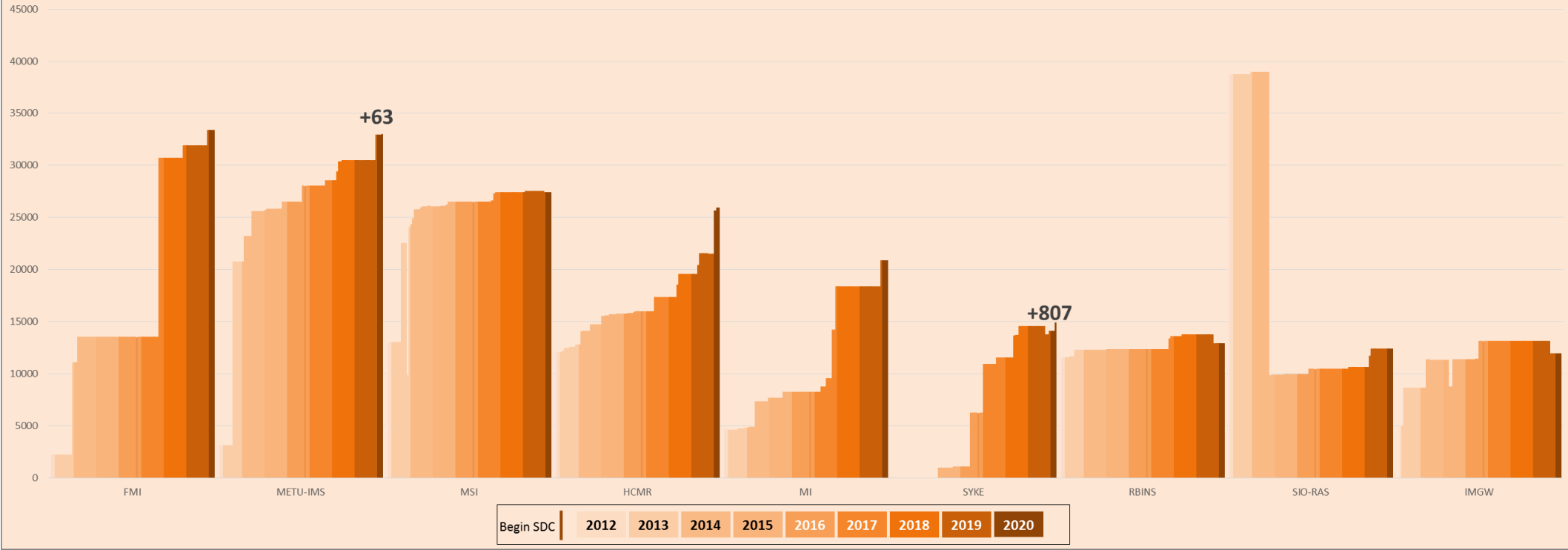
Distributors with 4 000 < CDI entries < 10 000







### Custodians with 10 000 < CDIs < 50 000









## Statistics on CSR harvesting

The CSR automatic harvesting result for this month is 40 new records and 116 updates .

Details of harvesting per centre are the following:

Centre	Date	New	Update
IEO (353)	03/03/2020	6	
IFREMER (486)	03/03/2020		20
HCMR (269)	10/03/2020		1
IEO (353)	10/03/2020	8	
IFREMER (486)	10/03/2020	5	32
IFREMER (486)	17/03/2020	11	31
IEO (353)	24/03/2020	2	
IFREMER (486)	24/03/2020	2	29
IEO (353)	31/03/2020	4	
IFREMER (486)	31/03/2020	2	3
<b>Total</b>		<b>40</b>	<b>116</b>

OGS and UTM-CSIC had no CSR creations or updates during this month.

The graph below shows the CSR harvesting inputs since beginning of 2015:



## History

### Global counts on all catalogues in 2019

Catalogue	Jan-19	Feb-19	Mar-19	Apr-19	May-19	Jun-19	Jul-19	Aug-19	Sep-19	Oct-19	Nov-19	Dec-19
EDMO	4 105	4 110	4 117	4 131	4 138	4 177	4 181	4 190	4 195	4 211	4 227	4 234
EDMED	4 198	4 198	4 203	4 205	4 207	4 205	4 205	4 206	4 209	4 210	4 213	4 223
EDMERP	3 125	3 128	3 133	3 133	3 135	3 138	3 144	3 144	3 149	3 159	3 163	3 164
EDIOS-PRG	363	363	363	363	363	363	363	363	367	367	367	367
CSR	56 877	56 943	57 089	57 148	57 267	57 331	57 437	57 474	57 537	57 637	57 749	57 866
CDI	2 289 929	2 294 771	2 299 924	2 302 286	2 306 093	2 316 223	2 316 610	2 316 610	2 316 610	2 281 710	2 283 087	2 288 566

### Global counts on all catalogues in 2018

Catalogue	Jan-18	Feb-18	Mar-18	Apr-18	May-18	Jun-18	Jul-18	Aug-18	Sep-18	Oct-18	Nov-18	Dec-18
EDMO	3 927	3 931	3 940	3 952	3 968	3 981	3 997	3 999	4 010	4 021	4 068	4 078
EDMED	4 154	4 158	4 162	4 166	4 166	4 170	4 173	4 189	4 191	4 182	4 187	4 187
EDMERP	3 042	3 048	3 051	3 054	3 058	3 062	3 068	3 071	3 073	3 083	3 105	3 106
EDIOS-PRG	362	362	362	362	362	362	363	363	363	363	363	363
CSR	55 399	55 485	55 630	55 709	55 783	55 937	55 982	56 085	56 316	56 436	56 694	56 783
CDI	2 101 090	2 106 680	2 110 688	2 122 824	2 137 067	2 146 266	2 148 856	2 152 074	2 159 216	2 262 108	2 276 264	2 283 986

### Global counts on all catalogues in 2017

Catalogue	Jan-17	Feb-17	Mar-17	Apr-17	May-17	Jun-17	Jul-17	Aug-17	Sep-17	Oct-17	Nov-17	Dec-17
EDMO	3 802	3 812	3 826	3 832	3 838	3 869	3 880	3 886	3 891	3 899	3 915	3 920
EDMED	4 082	4 085	4 084	4 096	4 099	4 101	4 101	4 108	4 131	4 135	4 142	4 149

<b>EDMERP</b>	2 981	2 988	2 990	2 990	2 992	2 993	3 000	3 016	3 018	3 020	3 026	3 036
<b>EDIOS-PRG</b>	362	362	362	362	362	362	362	362	362	362	362	362
<b>CSR</b>	53 850	53 892	53 974	54 175	54 218	54 217	54 250	54 387	54 795	54 949	55 052	55 178
<b>CDI</b>	1 947 452	1 949 991	1 955 483	1 968 060	1 971 285	1 974 509	1 977 738	1 980 818	2 000 402	2 063 832	2 081 618	2 093 605

## Global counts on all catalogues in 2016

Catalogue	Jan-16	Feb-16	Mar-16	Apr-16	May-16	Jun-16	Jul-16	Aug-16	Sep-16	Oct-16	Nov-16	Dec-16
EDMO	3 671	3 670	3 686	3 691	3 695	3 712	3 730	3 733	3 747	3 758	3 775	3 791
EDMED	4 060	4 066	4 007	4 061	4 062	4 067	4 069	4 074	4 076	4 077	4 077	4 077
EDMERP	2 903	2 961	2 961	2 961	2 966	2 971	2 971	2 974	2 975	2 975	2 975	2 979
EDIOS-PRG	362	362	362	362	362	362	362	362	362	362	362	362
CSR	54 182	54 339	54 422	55 100	55 119	55 178	55 216	55 238	55 264	53 484	53 537	53 669
CDI	1 813 947	1 819 492	1 824 402	1 825 957	1 844 660	1 854 787	1 858 162	1 864 378	1 869 790	1 873 823	1 884 034	1 936 759

## Global counts on all catalogues in 2015

Catalogue	Jan-15	Feb-15	Mar-15	Apr-15	May-15	Jun-15	Jul-15	Aug-15	Sep-15	Oct-15	Nov-15	Dec-15
EDMO	3 210	3 223	3 275	3 324	3 422	3 532	3 556	3 564	3 583	3 619	3 639	3 659
EDMED	3 980	3 982	3 984	3 984	3 990	3 992	4 014	4 034	4 053	4 055	4 054	4 060
EDMERP	2 858	2 866	2 878	2 878	2 886	2 898	2 900	2 900	2 901	2 903	2 903	2 903
EDIOS-PRG	360	360	361	361	361	361	361	361	362	362	362	362
CSR	52 977	53 028	53 238	53 304	53 400	53 463	53 553	53 602	53 836	53 938	54 057	54 135
CDI	1 714 285	1 721 708	1 721 604	1 720 724	1 709 958	1 764 762	1 767 715	1 779 199	1 784 327	1 796 791	1 800 648	1 809 541

## Global counts on all catalogues in 2014

Catalogue	Jan-14	Feb-14	Mar-14	Apr-14	May-14	Jun-14	Jul-14	Aug-14	Sep-14	Oct-14	Nov-14	Dec-14
EDMO	2 451	2 467	2 651	2 685	2 688	2 692	2 693	2 701	2 875	3 103	3 199	3 212
EDMED	3 944	3 945	3 945	3 947	3 948	3 955	3 957	3 960	3 961	3 962	3 963	3 965
EDMERP	2 787	2 808	2 830	2 832	2 834	2 837	2 841	2 844	2 847	2 849	2 850	2 857
EDIOS-PRG	359	360	360	360	360	360	360	360	360	360	360	360
CSR	51 724	51 788	51 941	52 012	52 012	52 151	52 190	52 506	52 566	52 603	52 650	52 657
CDI	1 498 793	1 537 556	1 558 428	1 566 528	1 569 847	1 575 035	1 604 916	1 612 514	1 621 749	1 626 904	1 631 984	1 662 548

## Global counts on all catalogues in 2012/2013

Catalogue	Sept-12	Oct-12	Nov-12	Dec-12	Jan-13	Feb-13	Mar-13	Apr-13	May-13	Aug-13	Sep-13	Oct-13	Nov-13	Dec-13
<b>EDMO</b>	2 261	2 283	2 296	2 304	2 330	2 351	2 359	2 362	2 370	2 384	2 404	2 404	2 423	2 431
<b>EDMED</b>	3 834	3 834	3 834	3 834	3 834	3 834	3 882	3 885	3 885	3 889	3 901	3 901	3 925	3 944
<b>EDMERP</b>	2 617	2 637	2 667	2 674	2 683	2 684	2 685	2 686	2 690	2 698	2 710	2 710	2 772	2 772
<b>EDIOS-PRG</b>	350	350	350	350	353	353	353	353	354	356	358	359	359	359
<b>CSR</b>	48 824	48 975	49 326	49 750	50 917	51 033	51 276	51 647	50 973	51 181	51 207	51 259	51 588	51 730
<b>CDI</b>	1 088 322	1 097 399	1 241 010	1 267 669	1 274 982	1 291 491	1 302 629	1 311 827	1 317 191	1 350 455	1 356 245	1 360 236	1 386 446	1 496 950