

# July 2016 – SeaDataNet catalogues follow-up

---

All documents used to write this report are available on the extranet of the project under [SeaDataNet II> Follow up](#).

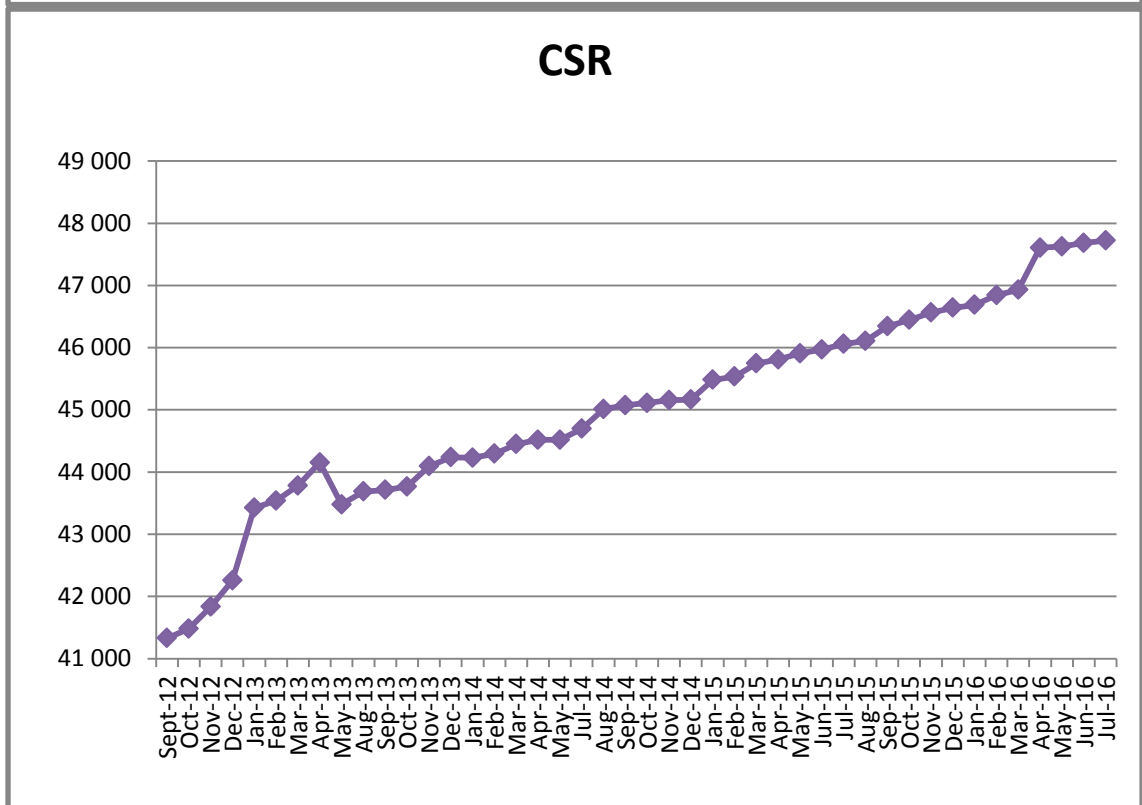
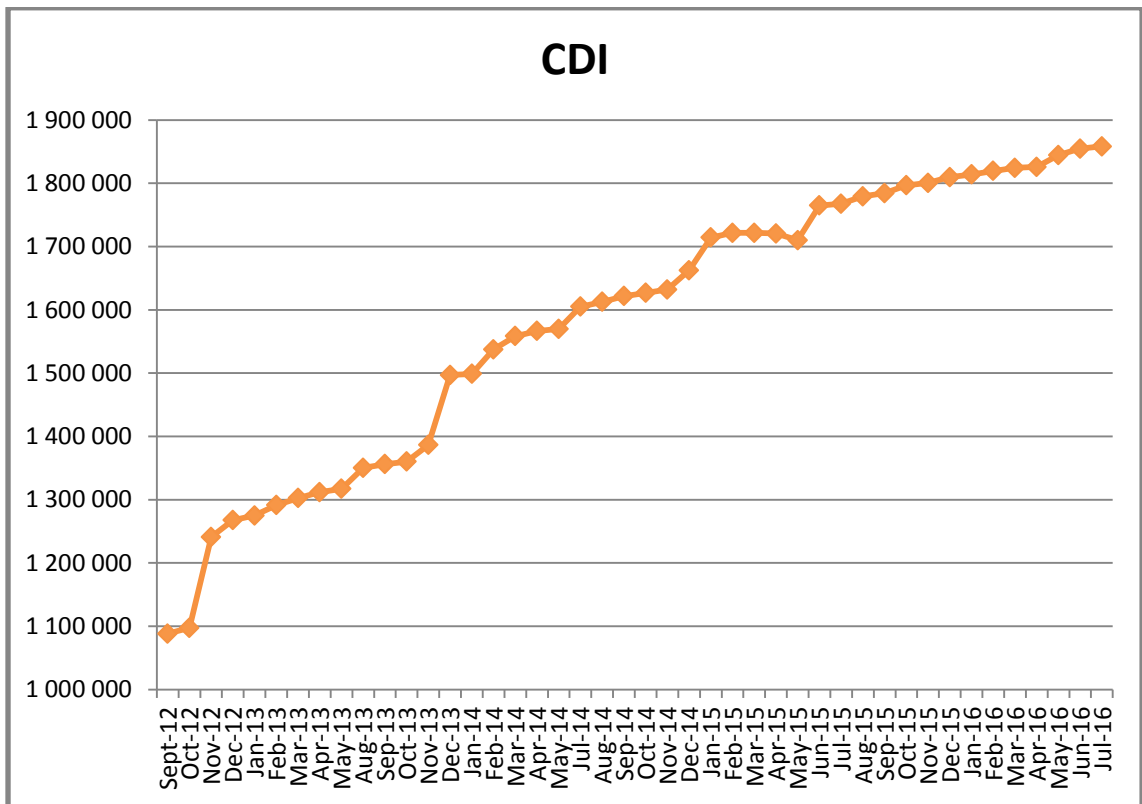
## Statistics on all catalogues

In July 2016, global increases on catalogue **CDI** (+3 375), **CSR** (+38), **EDMO** (+18), **EDMED** (+2), and no change for **EDMERP** and **EDIOS-PRG**.

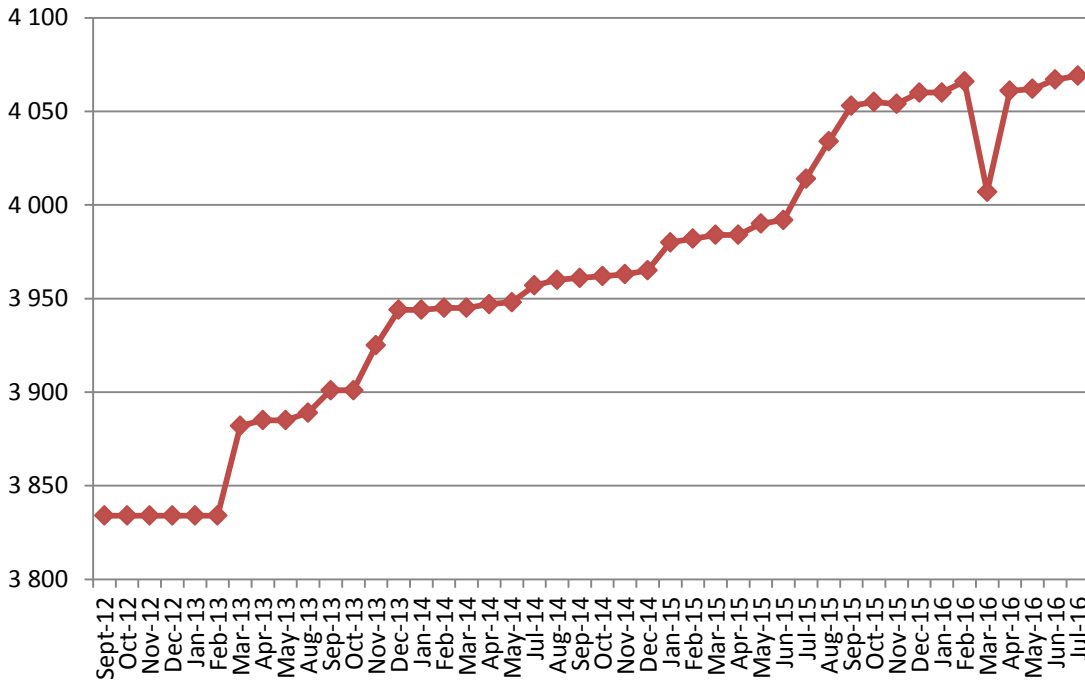
## Global counts on all catalogues in 2016

| Catalogue                          | Jul-16           | Jun-16    | May-16    | Apr-16    | Mar-16    | Feb-16    | Jan-16    |
|------------------------------------|------------------|-----------|-----------|-----------|-----------|-----------|-----------|
| <b>EDMO</b> : Marine organisations | <b>3 730</b>     | 3 712     | 3 695     | 3 691     | 3 686     | 3 670     | 3 659     |
| <b>EDMED</b> : Data sets           | <b>4 069</b>     | 4 067     | 4 062     | 4 061     | 4 007     | 4 066     | 4 060     |
| <b>EDMERP</b> : Projects           | <b>2 971</b>     | 2 971     | 2 966     | 2 961     | 2 961     | 2 961     | 2 903     |
| <b>EDIOS</b> : Programmes          | <b>362</b>       | 362       | 362       | 362       | 362       | 362       | 362       |
| <b>CSR</b> : Cruises               | <b>47 722</b>    | 47 684    | 47 625    | 47 606    | 46 928    | 46 845    | 46 641    |
| <b>CDI</b> : Data                  | <b>1 858 162</b> | 1 854 787 | 1 844 660 | 1 825 957 | 1 824 402 | 1 819 492 | 1 809 541 |

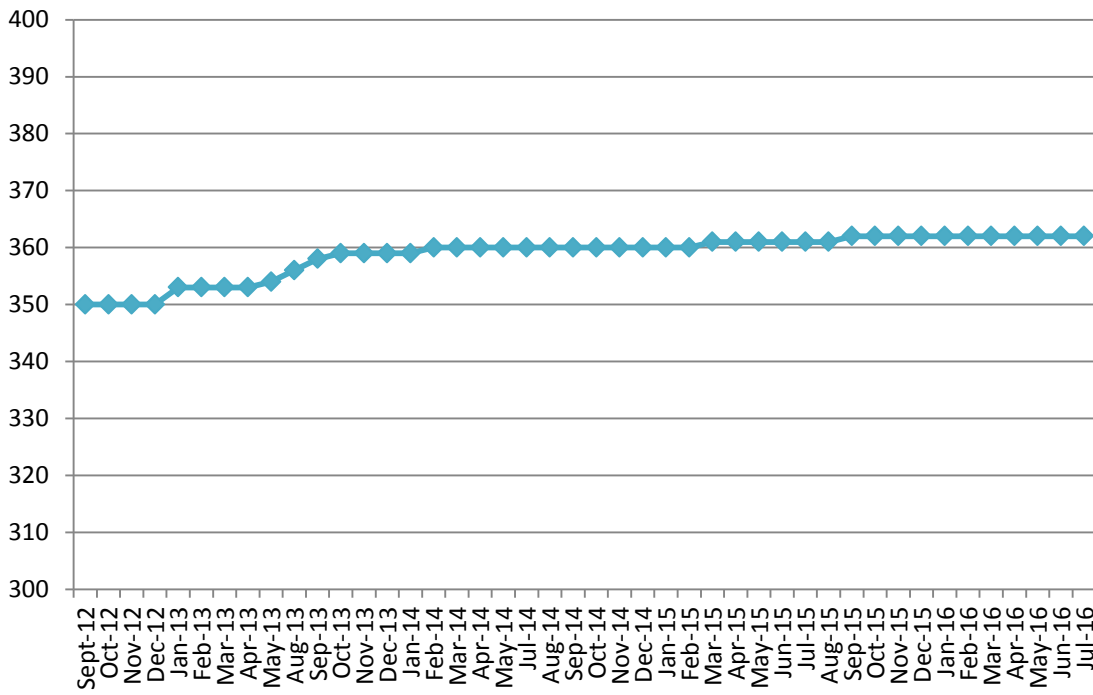
Nb of EDMO, EDMED, EDMERP, EDIOS, CSR and CDI per month



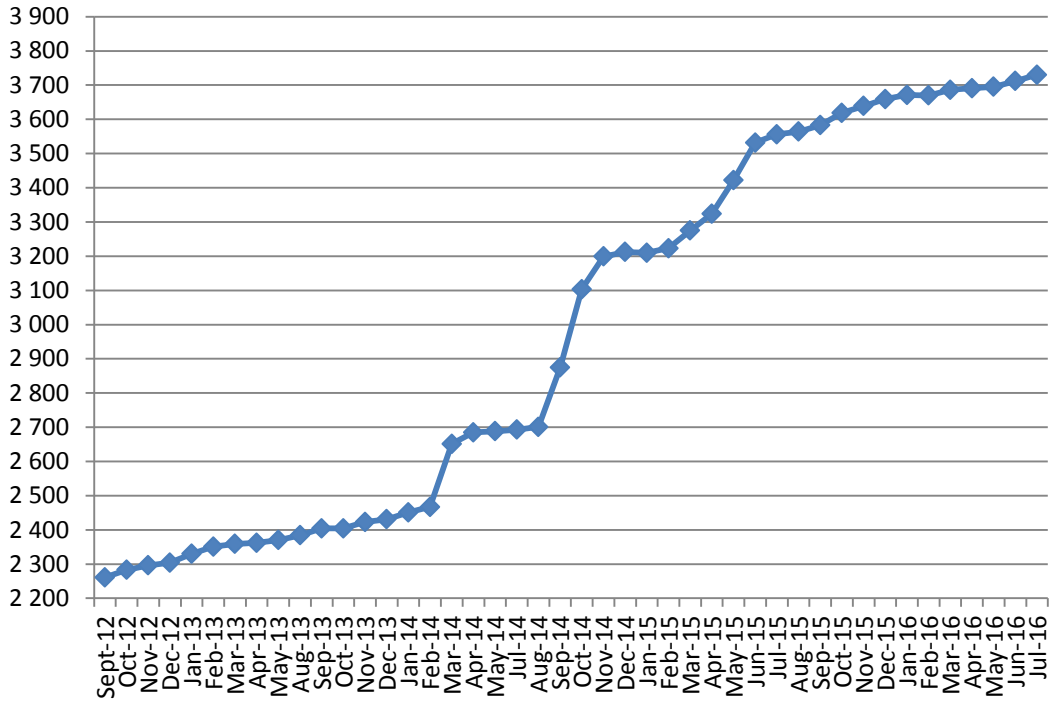
# EDMED



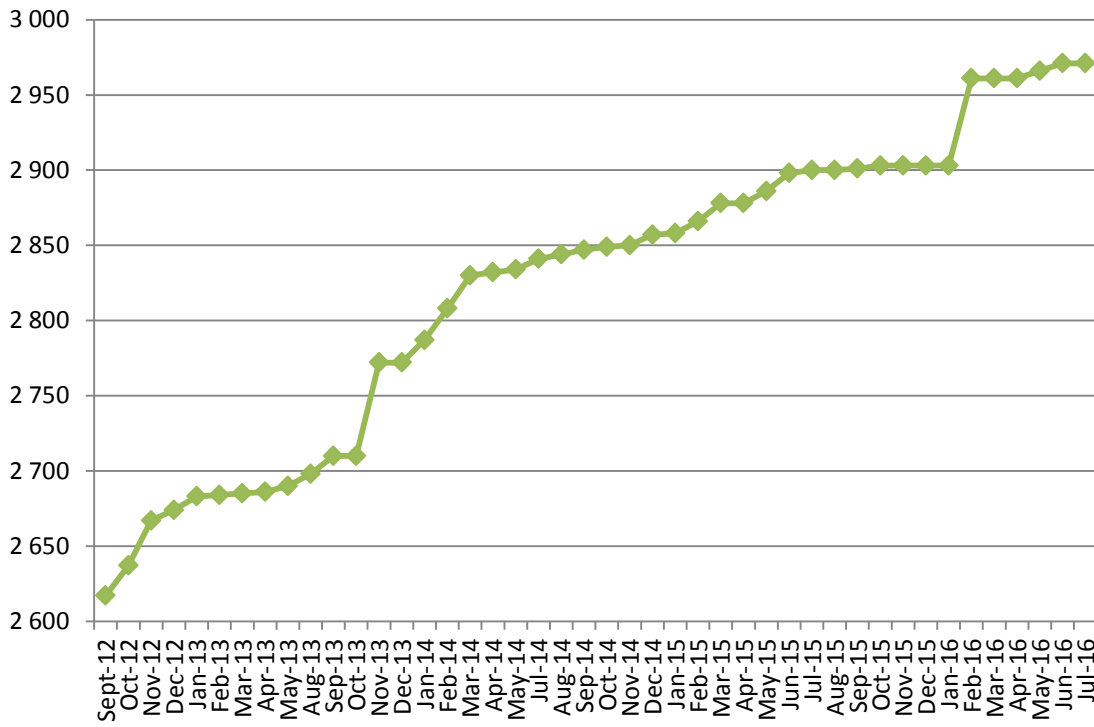
# EDIOS-PRG



# EDMO



# EDMERP



## Statistics on CDI catalogue

Details of last month upgrades per partners are the following:

| CDI partner  | Country            | Last increase |
|--------------|--------------------|---------------|
| HCMR         | Greece             | 77            |
| IFREMER      | France             | 2 462         |
| METU-IMS     | Turkey             | 10            |
| SHOM         | France             | 12            |
| SIO-RAS      | Russian Federation | 482           |
| <b>TOTAL</b> |                    | <b>3 043</b>  |

- 5 SeaDataNet partners have input or deleted data in the CDI catalogue, for a total increase of + 3 043 records.
- For others partners, not in the SeaDataNet consortium, 5 have worked on data (332 records).

Since the beginning of the follow-up reports (October 2012), the global increase in CDI, per partner, is the following: Note that for SMHI, TSU-DNA and SIO-RAS the negative or low global increase is due to the change in their time series management (SMHI), the duplicates detection (TSU-DNA) or the change of data owner and the remove of incorrect records (SIO-RAS. The new owner is SOI, not in the SeaDataNet consortium).

| CDI partner          | Name of partner   | Country            | Nb 04/07/2016 | Global increase |
|----------------------|---|--------------------|---------------|-----------------|
| <b>SIO-RAS</b>       | P.P.Shirshov Institute of Oceanology-RAS  | Russian Federation | 10 441        | <b>-28 382</b>  |
| <b>SMHI</b>          | Swedish Meteorological and Hydrological Institute   | Sweden             | 94 286        | <b>-15 241</b>  |
| <b>IOPAN</b>         | IOPAN   | Poland             | 18            | <b>18</b>       |
| <b>TSU-DNA</b>       | Iv.Javakhishvili Tbilisi State University, Centre of Relations with UNESCO Oceanological Research Centre and GeoDNA | Georgia            | 940           | <b>45</b>       |
| <b>RSHU</b>          | RSHU  | Russian Federation | 308           | <b>308</b>      |
| <b>UOM</b>           | International Ocean Institute - Malta Operational Centre (University Of Malta) / Physical Oceanography Unit         | Malta              | 1 025         | <b>397</b>      |
| <b>CNR</b>           | CNR   | Italy              | 484           | <b>484</b>      |
| <b>EPA</b>           | Environmental Protection Agency (EPA)   | Lithuania          | 962           | <b>549</b>      |
| <b>IOF</b>           | Institute of Oceanography and Fisheries   | Croatia            | 2 233         | <b>657</b>      |
| <b>IOLR</b>          | Israel Oceanographic and Limnological Research (IOLR)   | Israel             | 5 732         | <b>659</b>      |
| <b>IMBK</b>          | Institute of Marine Biology (IMBK)  | Montenegro         | 706           | <b>684</b>      |
| <b>MUMM</b>          | Management Unit of the North Sea and Scheldt estuary Mathematical Models  | Belgium            | 12 329        | <b>796</b>      |
| <b>INSTM</b>         | Institut National des Sciences et Technologies de la Mer  | Tunisia            | 969           | <b>969</b>      |
| <b>ENEA</b>          | ENEA Centro Ricerche Ambiente Marino - La Spezia  | Italy              | 9 089         | <b>1 015</b>    |
| <b>INRH</b>          | Institut National de Recherche Halieutique  | Morocco            | 1 026         | <b>1 026</b>    |
| <b>IO-BAS</b>        | Bulgarian National Oceanographic Data Centre(BGODC)   | Bulgaria           | 3 479         | <b>1 171</b>    |
| <b>TUBITAK-SHODB</b> | Turkiye Bilimsel ve Teknolojik Arastirma Kurumu   | Turkey             | 1 180         | <b>1 180</b>    |
| <b>NIOZ</b>          | NIOZ Royal Netherlands Institute for Sea Research   | Netherlands        | 6 130         | <b>1 501</b>    |
| <b>MHI</b>           | Marine Hydrophysical Institute  | Ukraine            | 97 038        | <b>1 690</b>    |
| <b>VLIZ</b>          | Flanders Marine Institute   | Belgium            | 3 572         | <b>1 953</b>    |
| <b>OC-UCY</b>        | Cyprus Oceanography Center  | Cyprus             | 3 501         | <b>1 946</b>    |
| <b>MRI</b>           | Marine Research Institute (MRI)   | Iceland            | 5 914         | <b>2 090</b>    |
| <b>NIMRD</b>         | National Institute for Marine Research and Development Grigore Antipa   | Romania            | 6 890         | <b>2 636</b>    |
| <b>IBSS</b>          | Institute of Biology of the Southern Seas   | Ukraine            | 4 897         | <b>2 791</b>    |
| <b>LIAE</b>          | Latvian Institute of Aquatic Ecology  | Latvia             | 3 484         | <b>3 177</b>    |
| <b>NIB</b>           | National Institute of Biology - NIBMarine Biology Station   | Slovenia           | 7 662         | <b>3 542</b>    |
| <b>MI</b>            | Marine Institute  | Ireland            | 8 249         | <b>3 548</b>    |
| <b>HCMR</b>          | Hellenic Centre for Marine Research   | Greece             | 15 959        | <b>3 935</b>    |

|                  |   |                    |                  |                |
|------------------|---|--------------------|------------------|----------------|
| <b>IHPT</b>      | IHPT, Hydrographic institute  | Portugal           | 6 333            | <b>5 428</b>   |
| <b>IEO</b>       | IEO/Spanish Oceanographic Institute   | Spain              | 40 202           | <b>8 787</b>   |
| <b>UniHb</b>     | Universitaet Bremen   | Germany            | 11 159           | <b>11 159</b>  |
| <b>FMI</b>       | Finnish Meteorological Institute  | Finland            | 13 500           | <b>11 289</b>  |
| <b>IMGW</b>      | Instytut Meteorologii i Gosodarki Wodnej  | Poland             | 11 401           | <b>11 401</b>  |
| <b>OGS</b>       | OGS (Istituto Nazionale di Oceanografia e di Geofisica Sperimentale)                                    | Italy              | 101 579          | <b>11 981</b>  |
| <b>MSI</b>       | Marine Systems Institute at Tallinn University of Technology  | Estonia            | 26 474           | <b>13 477</b>  |
| <b>BSH-DOD</b>   | German Oceanographic Datacentre (NODC)  | Germany            | 39 048           | <b>21 770</b>  |
| <b>METU-IMS</b>  | Institute of Marine Sciences, Middle East Technical University  | Turkey             | 26 518           | <b>23 436</b>  |
| <b>ICES</b>      | ICES  | Denmark            | 24 171           | <b>24 171</b>  |
| <b>NERI</b>      | Aarhus University   | Denmark            | 223 955          | <b>59 801</b>  |
| <b>NERC-BODC</b> | British Oceanographic Data Centre   | United Kingdom     | 110 003          | <b>61 946</b>  |
| <b>RIHMI-WDC</b> | All-Russia Research Institute of Hydrometeorological Information - World Data Centre (RIHMI-WDC) (NODC) | Russian Federation | 131 332          | <b>74 207</b>  |
| <b>IFREMER</b>   | IFREMER / IDM/SISMER  | France             | 306 799          | <b>100 600</b> |
| <b>IMR</b>       | Institute of Marine Research - Norwegian Marine Data Centre (NMD)                                       | Norway             | 111 637          | <b>96 844</b>  |
| <b>SHOM</b>      | SHOM (Service Hydrographique et Océanographique de la Marine)   | France             | 167 614          | <b>161 191</b> |
|                  |   | <b>TOTAL</b>       | <b>1 660 228</b> | <b>692 632</b> |











## Statistics on CSR harvesting

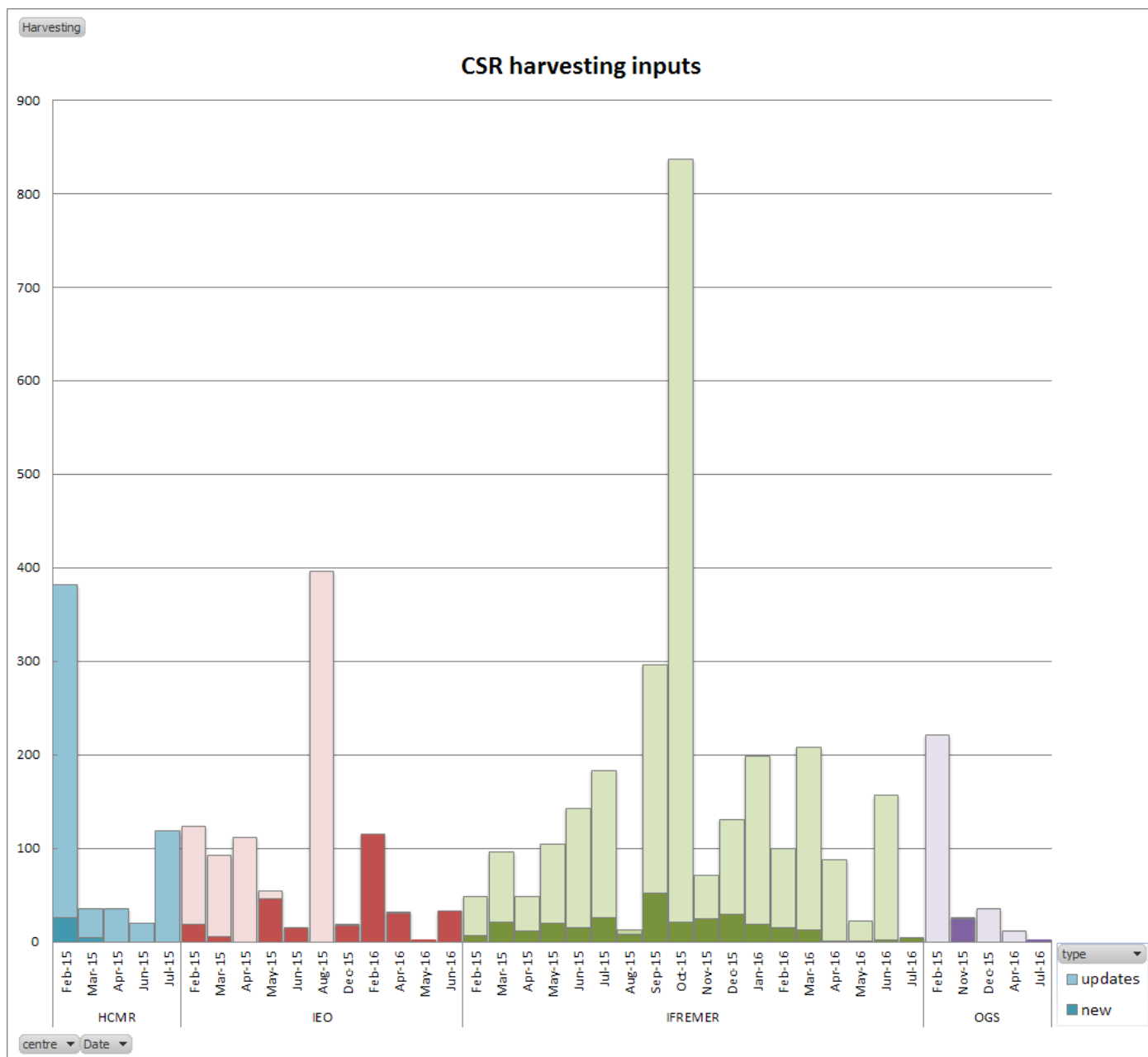
The CSR automatic harvesting result for this month is 1 new and 5 updated records.

Details of harvesting per centre are the following:

| Centre               | Date       | New      | Updates  |
|----------------------|------------|----------|----------|
| <b>IFREMER (486)</b> | 05/07/2016 |          | 1        |
| <b>OGS (120)</b>     | 12/07/2016 | 1        |          |
| <b>IFREMER (486)</b> | 19/07/2016 |          | 1        |
| <b>IFREMER (486)</b> | 26/07/2016 |          | 3        |
| <b>Total</b>         |            | <b>1</b> | <b>5</b> |

HCMR and IEO had no CSR creations or updates during this month.

The graph below shows the CSR harvesting inputs since beginning of 2015:



## History

### Global counts on all catalogues in 2015

| Catalogue | Jan-15    | Feb-15    | Mar-15    | Apr-15    | May-15    | Jun-15    | Jul-15    | Aug-15    | Sep-15    | Oct-15    | Nov-15    | Dec-15    |
|-----------|-----------|-----------|-----------|-----------|-----------|-----------|-----------|-----------|-----------|-----------|-----------|-----------|
| EDMO      | 3 210     | 3 223     | 3 275     | 3 324     | 3 422     | 3 532     | 3 556     | 3 564     | 3 583     | 3 619     | 3 639     | 3 659     |
| EDMED     | 3 980     | 3 982     | 3 984     | 3 984     | 3 990     | 3 992     | 4 014     | 4 034     | 4 053     | 4 055     | 4 054     | 4 060     |
| EDMERP    | 2 858     | 2 866     | 2 878     | 2 878     | 2 886     | 2 898     | 2 900     | 2 900     | 2 901     | 2 903     | 2 903     | 2 903     |
| EDIOS-PRG | 360       | 360       | 361       | 361       | 361       | 361       | 361       | 361       | 362       | 362       | 362       | 362       |
| CSR       | 45 483    | 45 534    | 45 744    | 45 810    | 45 906    | 45 969    | 46 059    | 46 108    | 46 342    | 46 444    | 46 563    | 46 641    |
| CDI       | 1 714 285 | 1 721 708 | 1 721 604 | 1 720 724 | 1 709 958 | 1 764 762 | 1 767 715 | 1 779 199 | 1 784 327 | 1 796 791 | 1 800 648 | 1 809 541 |

### Global counts on all catalogues in 2014

| Catalogue | Jan-14    | Feb-14    | Mar-14    | Apr-14    | May-14    | Jun-14    | Jul-14    | Aug-14    | Sep-14    | Oct-14    | Nov-14    | Dec-14    |
|-----------|-----------|-----------|-----------|-----------|-----------|-----------|-----------|-----------|-----------|-----------|-----------|-----------|
| EDMO      | 2 451     | 2 467     | 2 651     | 2 685     | 2 688     | 2 692     | 2 693     | 2 701     | 2 875     | 3 103     | 3 199     | 3 212     |
| EDMED     | 3 944     | 3 945     | 3 945     | 3 947     | 3 948     | 3 955     | 3 957     | 3 960     | 3 961     | 3 962     | 3 963     | 3 965     |
| EDMERP    | 2 787     | 2 808     | 2 830     | 2 832     | 2 834     | 2 837     | 2 841     | 2 844     | 2 847     | 2 849     | 2 850     | 2 857     |
| EDIOS-PRG | 359       | 360       | 360       | 360       | 360       | 360       | 360       | 360       | 360       | 360       | 360       | 360       |
| CSR       | 44 230    | 44 294    | 44 447    | 44 518    | 44 518    | 44 657    | 44 696    | 45 012    | 45 072    | 45 109    | 45 156    | 45 163    |
| CDI       | 1 498 793 | 1 537 556 | 1 558 428 | 1 566 528 | 1 569 847 | 1 575 035 | 1 604 916 | 1 612 514 | 1 621 749 | 1 626 904 | 1 631 984 | 1 662 548 |

## Global counts on all catalogues in 2012/2013

| Catalogue | Sept-12   | Oct-12    | Nov-12    | Dec-12    | Jan-13    | Feb-13    | Mar-13    | Apr-13    | May-13    | Aug-13    | Sep-13    | Oct-13    | Nov-13    | Dec-13    |
|-----------|-----------|-----------|-----------|-----------|-----------|-----------|-----------|-----------|-----------|-----------|-----------|-----------|-----------|-----------|
| EDMO      | 2 261     | 2 283     | 2 296     | 2 304     | 2 330     | 2 351     | 2 359     | 2 362     | 2 370     | 2 384     | 2 404     | 2 404     | 2 423     | 2 431     |
| EDMED     | 3 834     | 3 834     | 3 834     | 3 834     | 3 834     | 3 834     | 3 882     | 3 885     | 3 885     | 3 889     | 3 901     | 3 901     | 3 925     | 3 944     |
| EDMERP    | 2 617     | 2 637     | 2 667     | 2 674     | 2 683     | 2 684     | 2 685     | 2 686     | 2 690     | 2 698     | 2 710     | 2 710     | 2 772     | 2 772     |
| EDIOS-PRG | 350       | 350       | 350       | 350       | 353       | 353       | 353       | 353       | 354       | 356       | 358       | 359       | 359       | 359       |
| CSR       | 41 330    | 41 481    | 41 832    | 42 256    | 43 423    | 43 539    | 43 782    | 44 153    | 43 479    | 43 687    | 43 713    | 43 765    | 44 094    | 44 236    |
| CDI       | 1 088 322 | 1 097 399 | 1 241 010 | 1 267 669 | 1 274 982 | 1 291 491 | 1 302 629 | 1 311 827 | 1 317 191 | 1 350 455 | 1 356 245 | 1 360 236 | 1 386 446 | 1 496 950 |