

July 2021 – SeaDataCloud catalogues follow-up

All documents used to write this report are available on the extranet of the project under [SeaDataCloud > Follow up](#).

In July 2021, global increases on catalogues :

- **EDMO (Marine organisations)** : **+11** - Total : **4 481**
- **EDMED (Data sets)** : **+5** - Total : **4 273**
- **EDMERP (Projects)** : **+2** - Total : **3 341**
- **EDIOS-PRG**
 - Programmes : - Total : **371**
 - Series : - Total : **16 656**
- **CSR (Cruises)** : **+1 379** - Total : **64 458**
- **CDI (Data)** : **+10 016** - Total : **2 656 975**

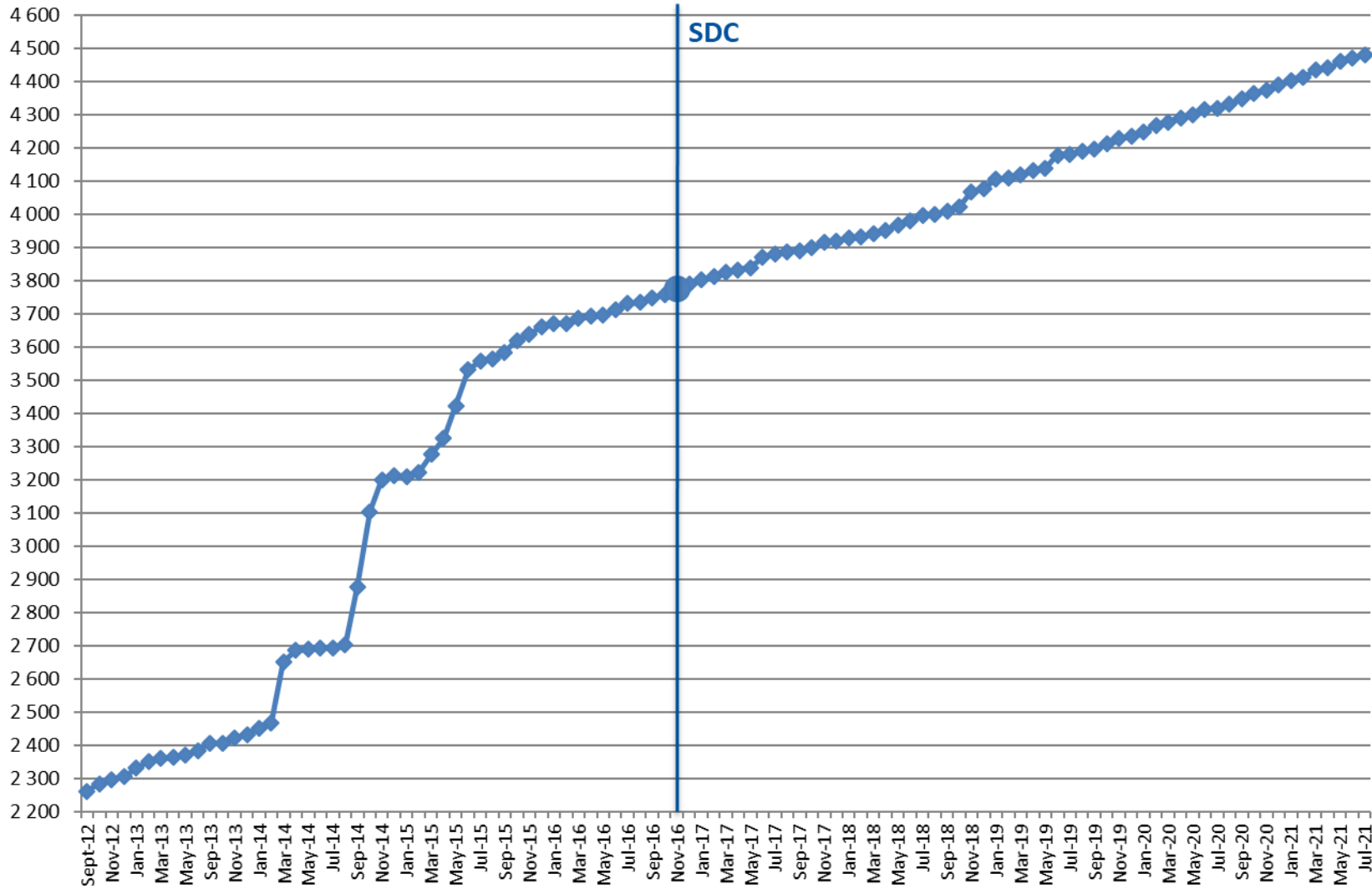
Since the beginning of SeaDataCloud :

Catalogue	Jul-21	Jun-21	May-21	Apr-21	Mar-21	Feb-21	Jan-21	Dec-20	Nov-20	Oct-20	Sep-20	Aug-20	Jul-20	Oct-16	Increase*
EDMO	4 481	4 470	4 460	4 441	4 434	4 413	4 403	4 388	4 374	4 365	4 349	4 331	4 320	3 758	723
EDMED	4 273	4 268	4 267	4 264	4 263	4 262	4 262	4 259	4 254	4 252	4 250	4 249	4 247	4 077	196
EDMERP	3 341	3 339	3 335	3 330	3 326	3 317	3 311	3 307	3 300	3 300	3 289	3 278	3 254	2 975	366
EDIOS-PRG	371	371	371	371	371	370	371	370	370	370	370	370	370	362	9
EDIOS-Series	16 656	16 656	16 656	16 656	16 656	16 654	16 653	16 652	16 652	16 652	16 652	16 651	16 645	16 613	43
CSR	64 458	63 079	63 030	61 343	61 276	60 822	60 783	60 995	60 167	59 599	60 159	59 414	58 935	53 484	10 974
CDI	2 656 975	2 646 959	2 626 427	2 625 498	2 596 096	2 591 431	2 584 536	2 576 807	2 563 223	2 561 271	2 487 180	2 474 835	2 447 194	1 873 823	783 152

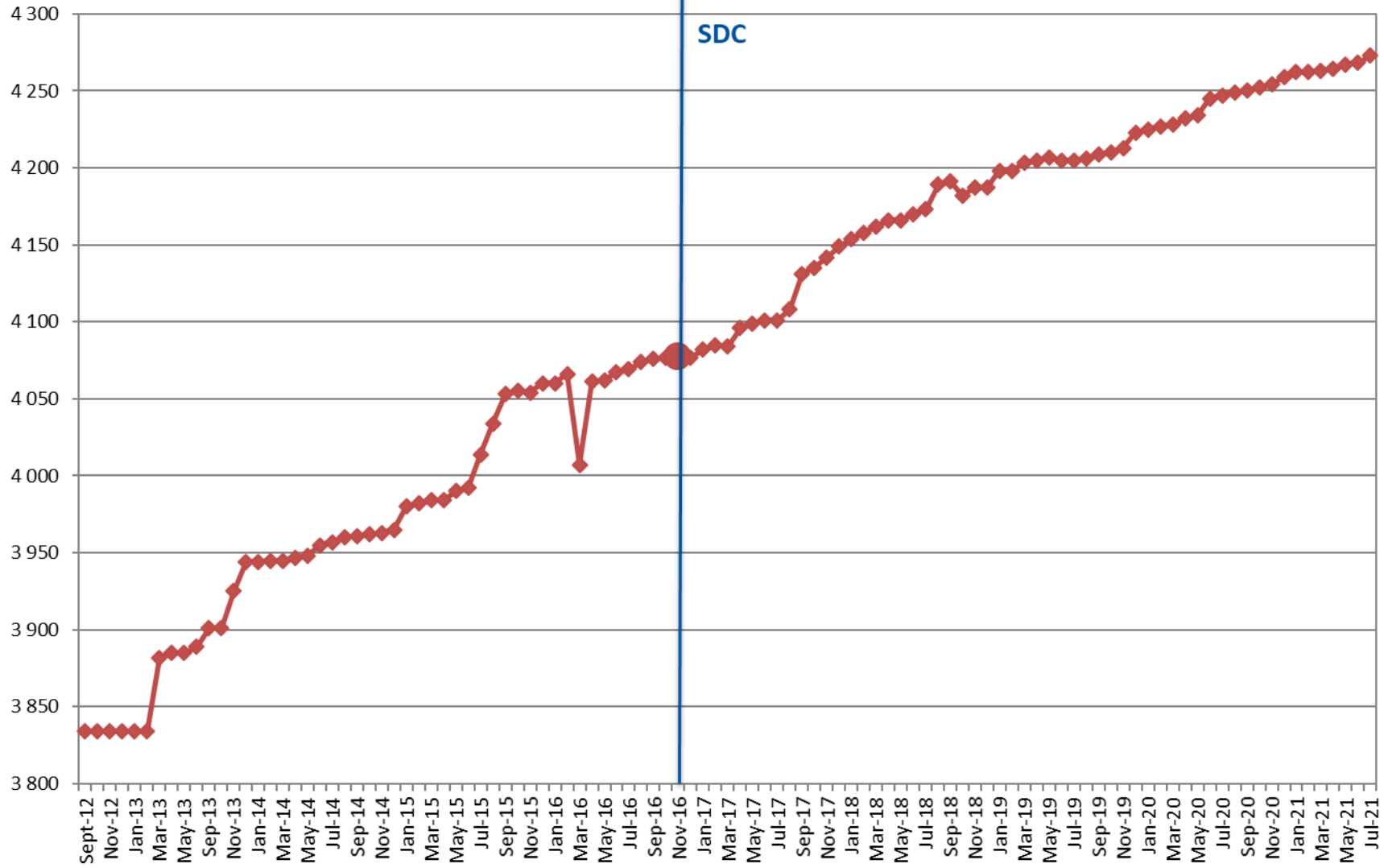
(*) Increase since beginning of SeaDataCloud (01/11/2016)

Nb of EDMO, EDMED, EDMERP, EDIOS, CSR and CDI per month

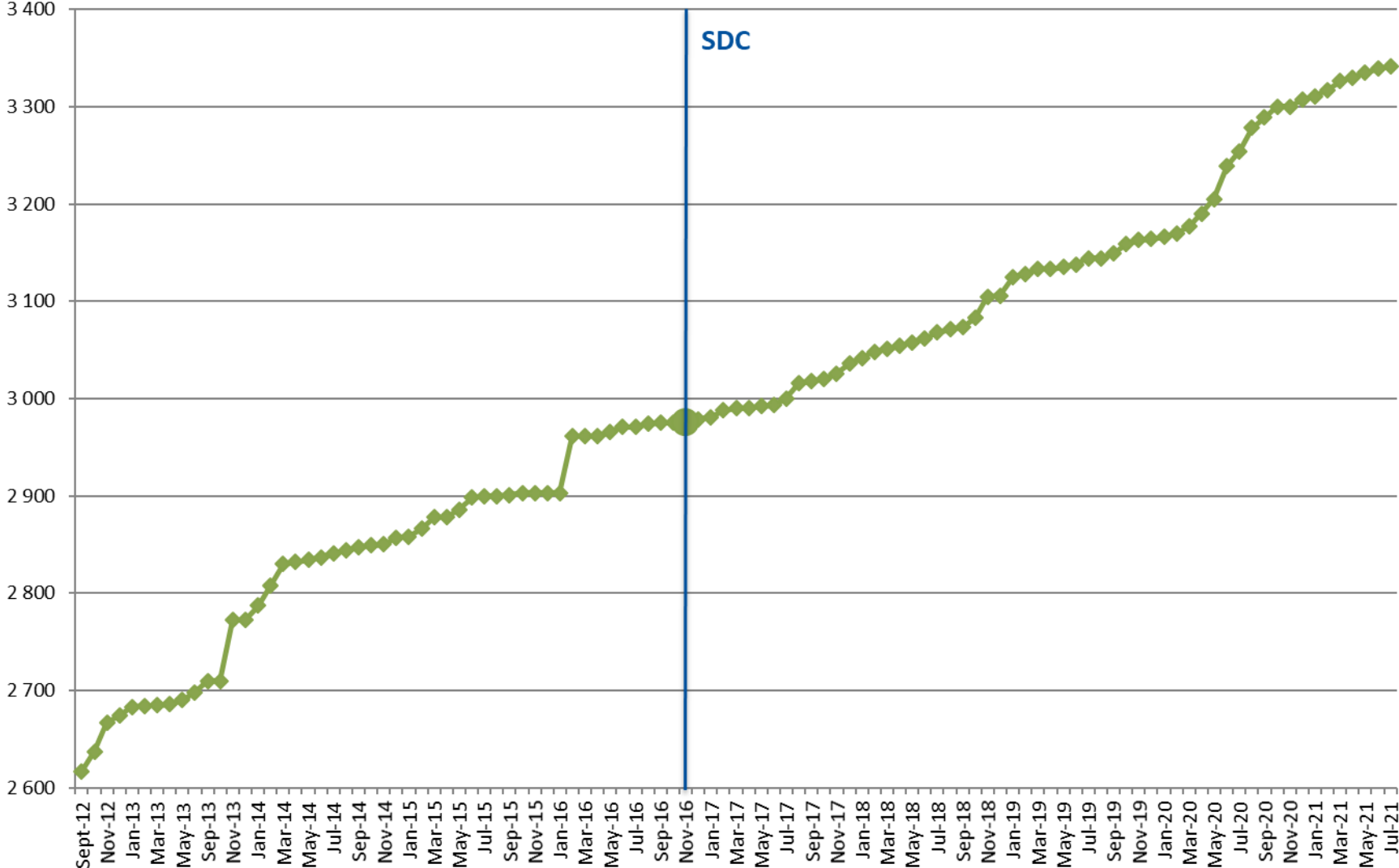
EDMO



EDMED

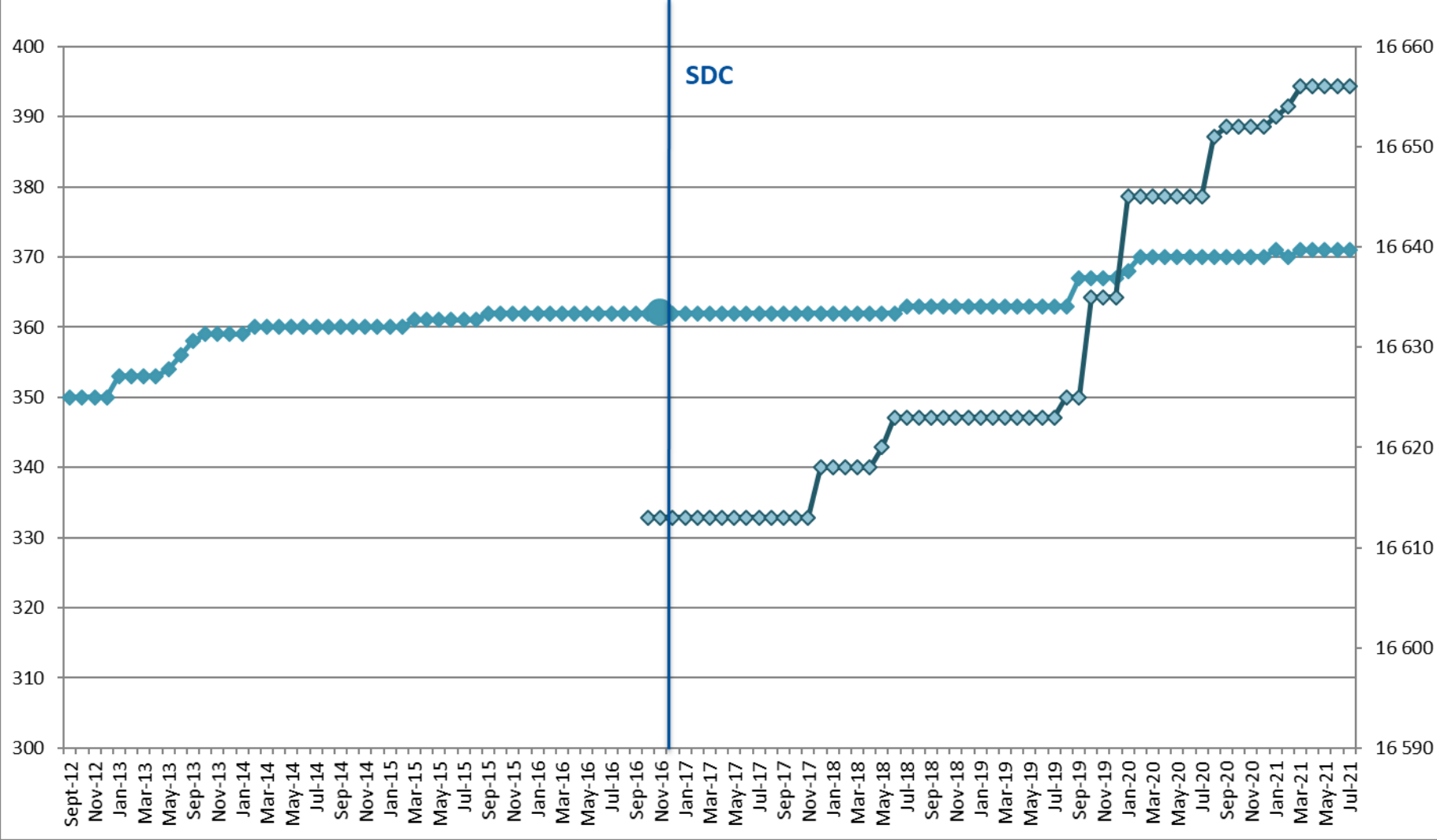


EDMERP

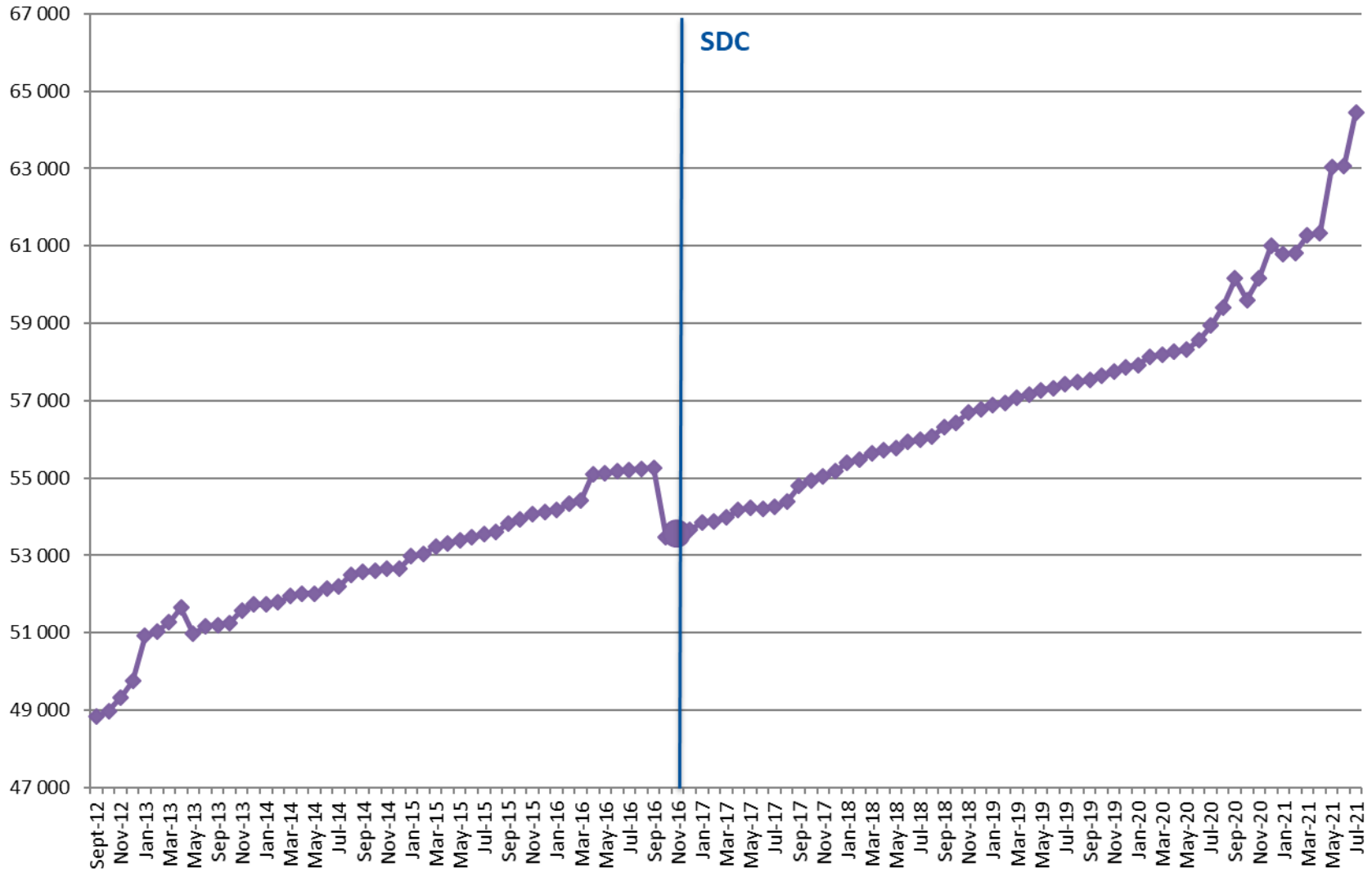


EDIOS

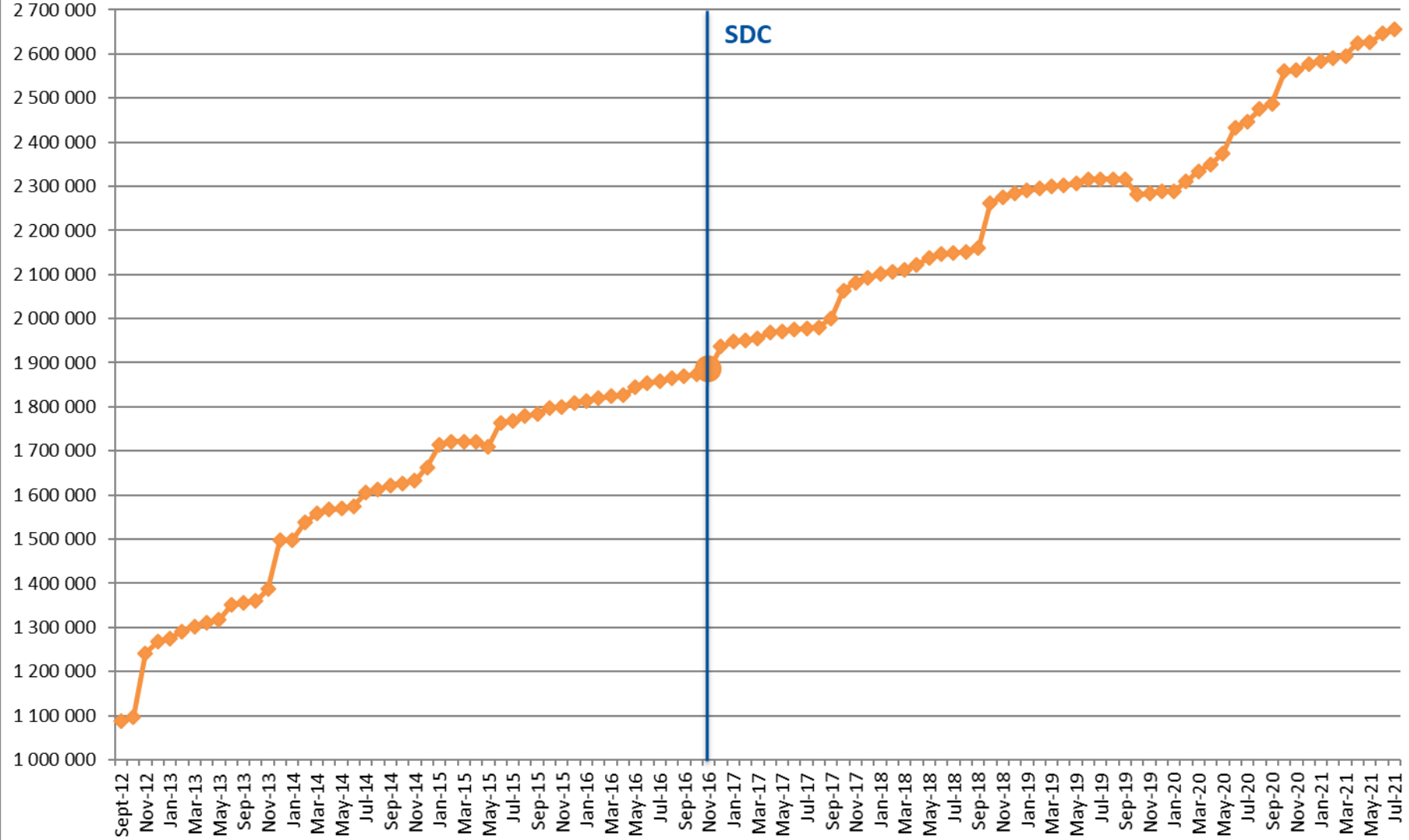
◆ Programmes ◆ Series



CSR



CDI



Statistics on CDI catalogue

Details of last month upgrades per partners are the following:

CDI partner	Country	Last increase as distributor	Last increase as custodian
FMI	Finland	0	+139
HCMR	Greece	0	+4
IEO	Spain	0	+364
IFREMER	France	+8 003	+2 213
IMBK	Montenegro	0	+196
IMR	Norway	0	+705
IO-BAS	Bulgaria	+3	+37
IOPAN	Poland	0	+358
MI	Ireland	0	+307
NIOZ	Netherlands	+10	+10
NOC-BODC	United Kingdom	0	+1 914
OGS	Italy	+456	+937
RIHMI-WDC	Russian Federation	+1	+1
SHOM	France	0	+908
SMHI	Sweden	+690	+690
TOTAL	15	+9 163	+8 783

- 6 SeaDataCloud partners (as distributor) had input or decrease data in the CDI catalogue, for a total increase of **+9 163 records**.
- 8 others partners, not in the SeaDataCloud consortium, have worked for an increase of **+863 records**. There is a new contributor : SOCIB, Balearic Islands Coastal Observing and Forecasting System, EDMO 3410, from Spain.

There are 115 partners (as distributor) with CDIs :

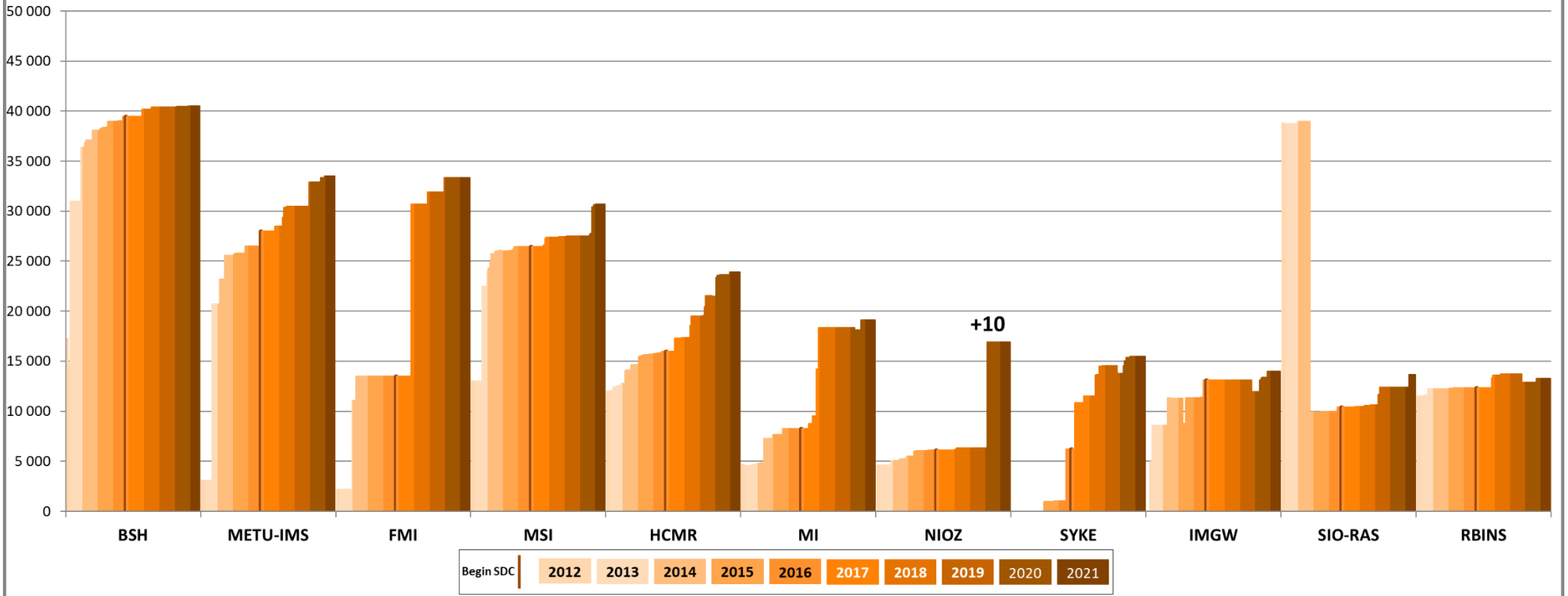
- 43 SeaDataCloud partners and
- 72 other partners.

Since the beginning of the follow-up reports (October 2012), the increase in CDI since start SDC (November 2016), between end SDN2 (September 2015) and start SDC, increase since SDN2, per partner, is the following: Note that for SMHI and SIO-RAS the negative increase since start SDN2 is due to the change in their time series management (SMHI), the change of data owner and the remove of incorrect records (SIO-RAS). The new owner is SOI, not in the SeaDataCloud consortium).

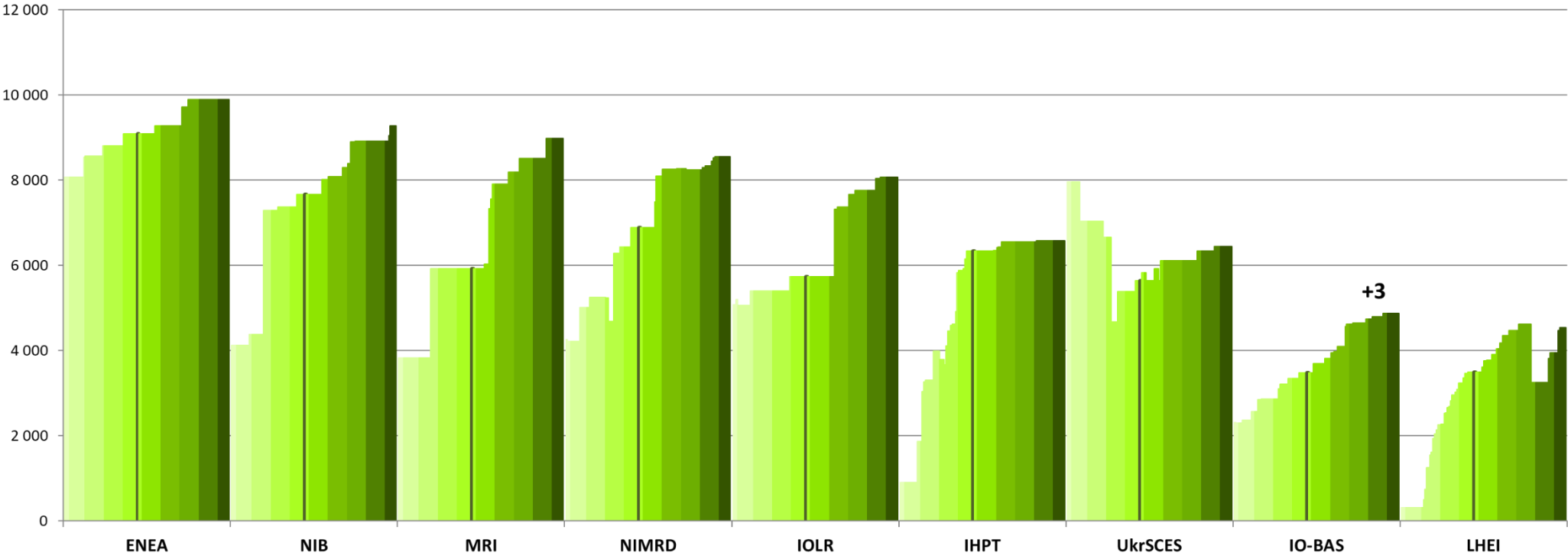
CDI partner	Name of partner	Country	Nb as distributor 09/08/2021	Nb as Custodian 09/08/2021	Increase as distributor since start SDC	Increase as custodian since start SDC	Increase as distributor between SDN2 and SDC	Increase as distributor since start SDN2
GEOMAR	Helmholtz Centre for Ocean Research Kiel	Germany	0	15 495	0	15 495	0 -	
CNRS/OSU-SBR	Roscoff Marine Station, Sorbonne Universités, UPMC Univ Paris 06 and CNRS	France	2	735	2	735	0	2
CNRS/MIO	CNRS/Mediterranean Institute of Oceanography-LUMINY (MIO)-UMR 7294/235/110	France	70	70	70	70	0	70
UTM-CSIC	UTM-CSIC/Marine Technology Unit	Spain	780	793	774	787	0	780
CNR	CNR - Institute of Atmospheric Sciences and Climate (ISAC) (Rome)	Italy	874	874	621	621	0	874
INSTM	Institut National des Sciences et Technologies de la Mer	Tunisia	973	973	4	4	0	973
IMBK	Institute of Marine Biology (IMBK)	Montenegro	1 065	1 269	359	563	647	1 043
TSU-DNA	Iv.Javakishvili Tbilisi State University	Georgia	1 184	1 187	232	235	34	289
UOM	University Of Malta	Malta	1 925	1 925	900	900	393	1 297
IOPAN	IOPAN	Poland	2 856	7 845	2 838	7 827	0	2 856
IOF	Institute of Oceanography and Fisheries	Croatia	2 968	2 974	735	741	490	1 392
ORION	ORION Joint Research and Development Center	Cyprus	3 655	3 679	3 655	3 679	0	3 655
CNRS/OASU	Aquitaine Observatory of Sciences of the Universe - University of Bordeaux (OASU)	France	3 933	3 933	3 933	3 933	16	3 933
VLIZ	Flanders Marine Institute	Belgium	4 119	4 119	547	547	74	2 500
LHEI	Latvian Institute of Aquatic Ecology	Latvia	4 532	4 841	1 048	1 357	536	4 225
IO-BAS	Bulgarian National Oceanographic Data Centre(BGODC)	Bulgaria	4 871	6 750	1 392	3 271	273	2 563
UkrSCES	Ukrainian scientific center of Ecology of Sea (UkrSCES)	Ukraine	6 440	6 440	796	796	267	6 440
IHPT	IHPT, Hydrographic institute	Portugal	6 583	6 583	250	250	1 713	5 678
IOLR	Israel Oceanographic and Limnological Research (IOLR)	Israel	8 073	8 073	2 341	2 341	333	3 000
NIMRD	National Institute for Marine Research and Development Grigore Antipa	Romania	8 557	8 945	1 667	2 055	602	4 303
MRI	Marine Research Institute (MRI)	Iceland	8 977	8 977	3 063	3 063	0	5 153
NIB	National Institute of Biology - NIBMarine Biology Station	Slovenia	9 272	9 284	1 610	1 622	287	5 152
ENEA	ENEA Centro Ricerche Ambiente Marino - La Spezia	Italy	9 887	9 887	798	798	284	1 813

RBINS	Royal Belgian Institute of Natural Sciences	Belgium	13 268	13 268	939	939	0	1 735
SIO-RAS	P.P.Shirshov Institute of Oceanology-RAS	Russian Federation	13 677	13 677	3 236	3 236	482	-25 146
IMGW	Instytut Meteorologii i Gosodarki Wodnej	Poland	14 004	14 124	894	1 014	1 770	14 004
SYKE	Finnish Environment Institute	Finland	15 513	15 904	9 306	9 697	5 162	15 513
NIOZ	NIOZ Royal Netherlands Institute for Sea Research	Netherlands	16 907	6 351	10 777	221	46	12 278
MI	Marine Institute	Ireland	19 137	28 889	10 888	20 640	0	14 436
HCMR	Hellenic Centre for Marine Research	Greece	23 899	26 507	7 910	10 518	260	11 875
MSI	Marine Systems Institute at Tallinn University of Technology	Estonia	30 698	30 589	4 224	4 115	-3	17 701
FMI	Finnish Meteorological Institute	Finland	33 351	37 420	19 851	23 920	0	31 140
METU-IMS	Institute of Marine Sciences, Middle East Technical University	Turkey	33 517	33 604	5 500	5 587	2 222	30 435
BSH	German Oceanographic Datacentre (NODC)	Germany	40 517	116 979	1 070	77 532	465	23 239
IEO	IEO/Spanish Oceanographic Institute	Spain	54 103	65 322	13 747	24 966	4 265	22 688
ICES	International Council for the Exploration of the Sea (ICES)	Denmark	94 287	104 254	70 116	80 083	369	94 287
SMHI	Swedish Meteorological and Hydrological Institute	Sweden	105 138	107 131	10 852	12 845	0	-4 389
IMR	Institute of Marine Research - Norwegian Marine Data Centre (NMD)	Norway	129 064	136 752	17 427	25 115	3 808	114 271
OGS	OGS (Istituto Nazionale di Oceanografia e di Geofisica Sperimentale)	Italy	142 321	149 710	40 774	48 163	1 922	52 723
NOC-BODC	British Oceanographic Data Centre	United Kingdom	132 605	221 457	22 602	111 454	2 973	84 548
RIHMI-WDC	All-Russia Research Institute of Hydrometeorological Information - World Data Centre	Russian Federation	142 479	142 479	11 147	11 147	12 003	85 354
SHOM	Shom	France	184 172	206 970	12 838	35 636	3 754	177 749
AU	Aarhus University	Denmark	264 944	265 314	40 989	41 359	609	100 790
IFREMER	IFREMER / IDM/SISMER	France	747 775	461 651	437 018	150 894	24 240	541 576
TOTAL			2 342 972	2 314 003	779 740	750 771	70 296	1 474 798

Distributors with 10 000 < CDIs < 50 000

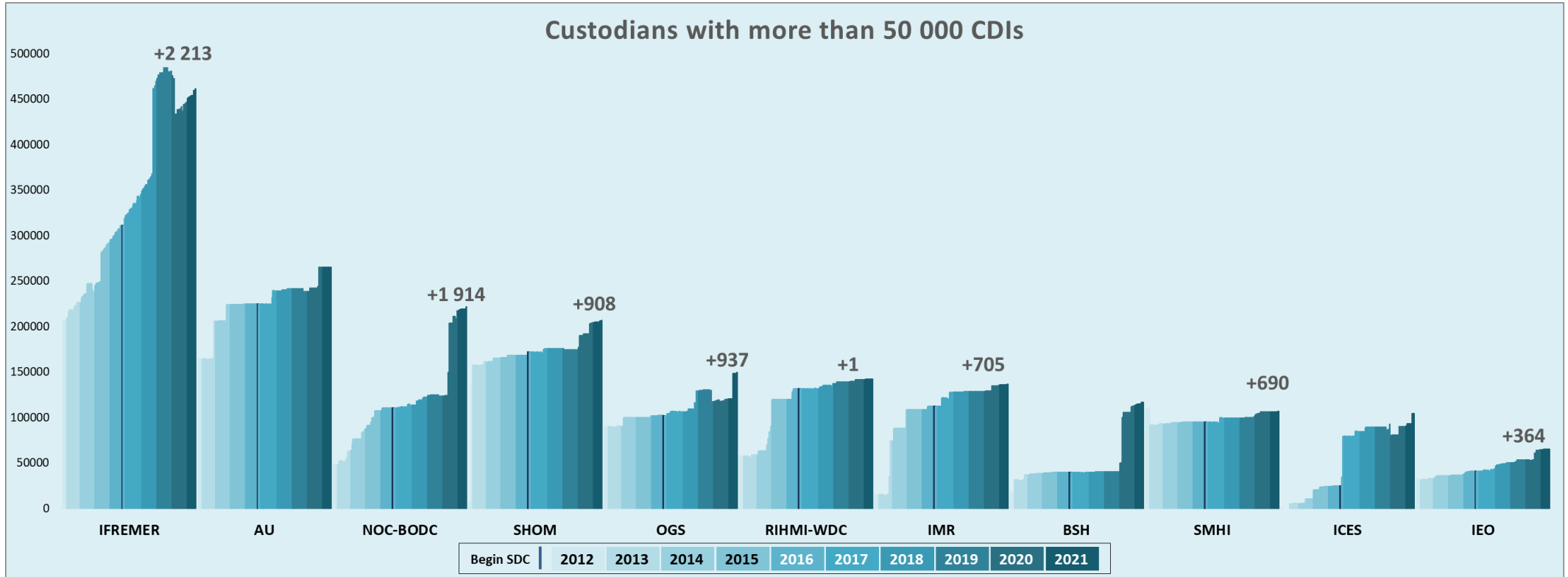


Distributors with 4 000 < CDI entries < 10 000

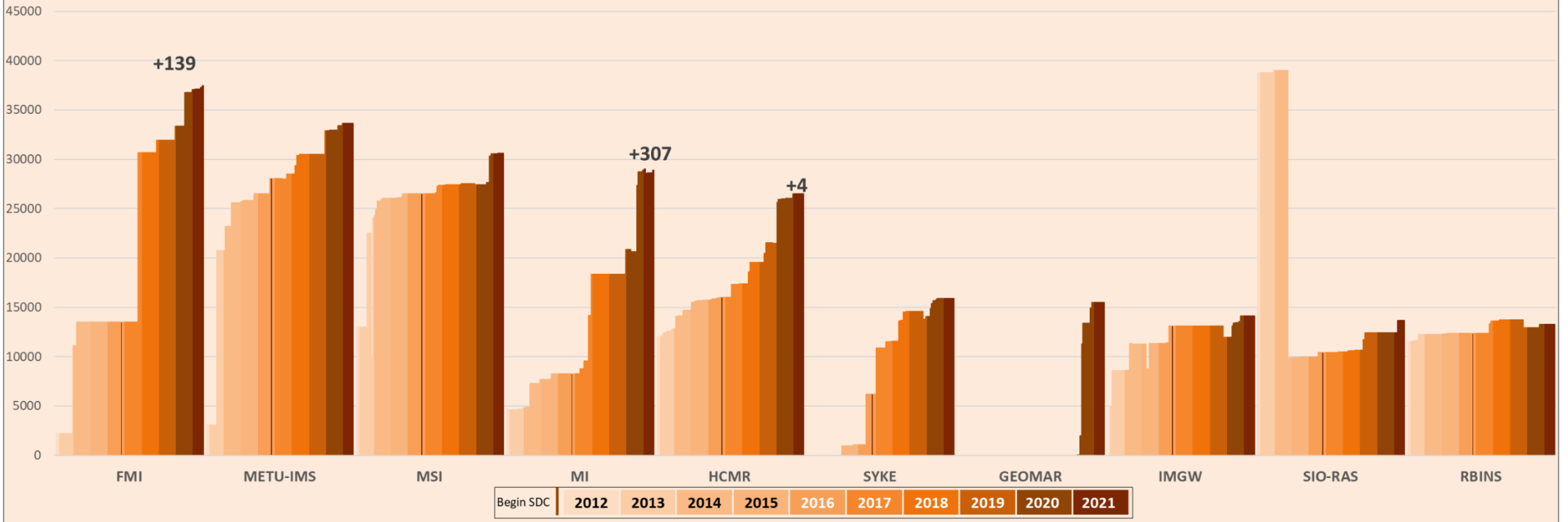


Begin SDC | 2012 | 2013 | 2014 | 2015 | 2016 | 2017 | 2018 | 2019 | 2020 | 2021

CDIs number per month and per custodians



Custodians with 10 000 < CDIs < 50 000

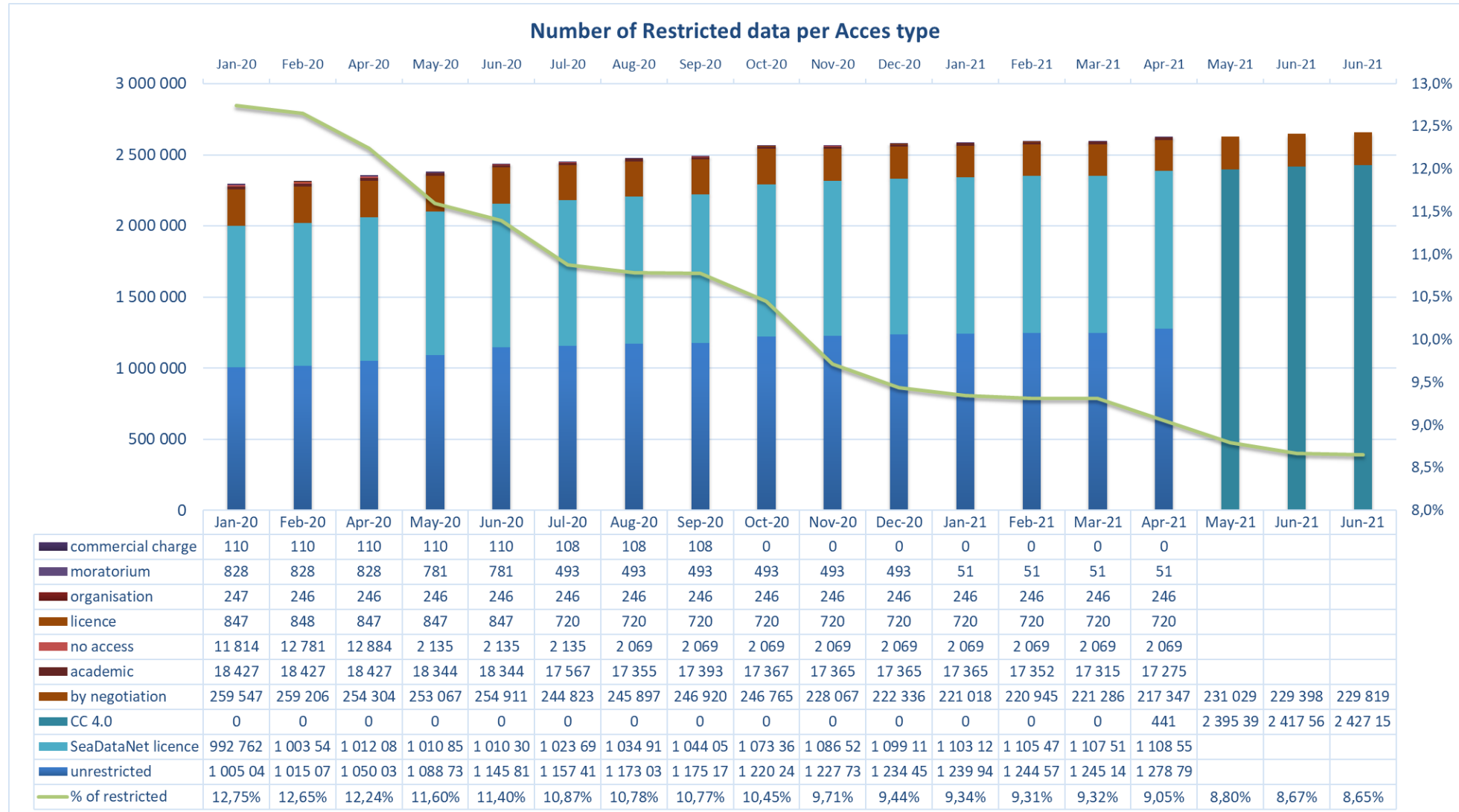


CDIs number per acces type

Since January 2020, the number of CDIs with restricted access decrease from 291 820 CDIs to 229 819 CDIs : 62 001 less.

Since June 2021 all access restrictions moved to only 2 differents access codes :

- 1) 'unrestricted', 'SeaDataNet licence' => '**Creative Commons Attribution 4.0 International**'
- 2) 'Commercial charge', 'moratorium', 'organisation', 'licence', 'no access', 'academic', 'by negotiation' => '**by negotiation**'



Statistics on CSR harvesting

The CSR automatic harvesting result for this month is 1392 new records and 4 updates.

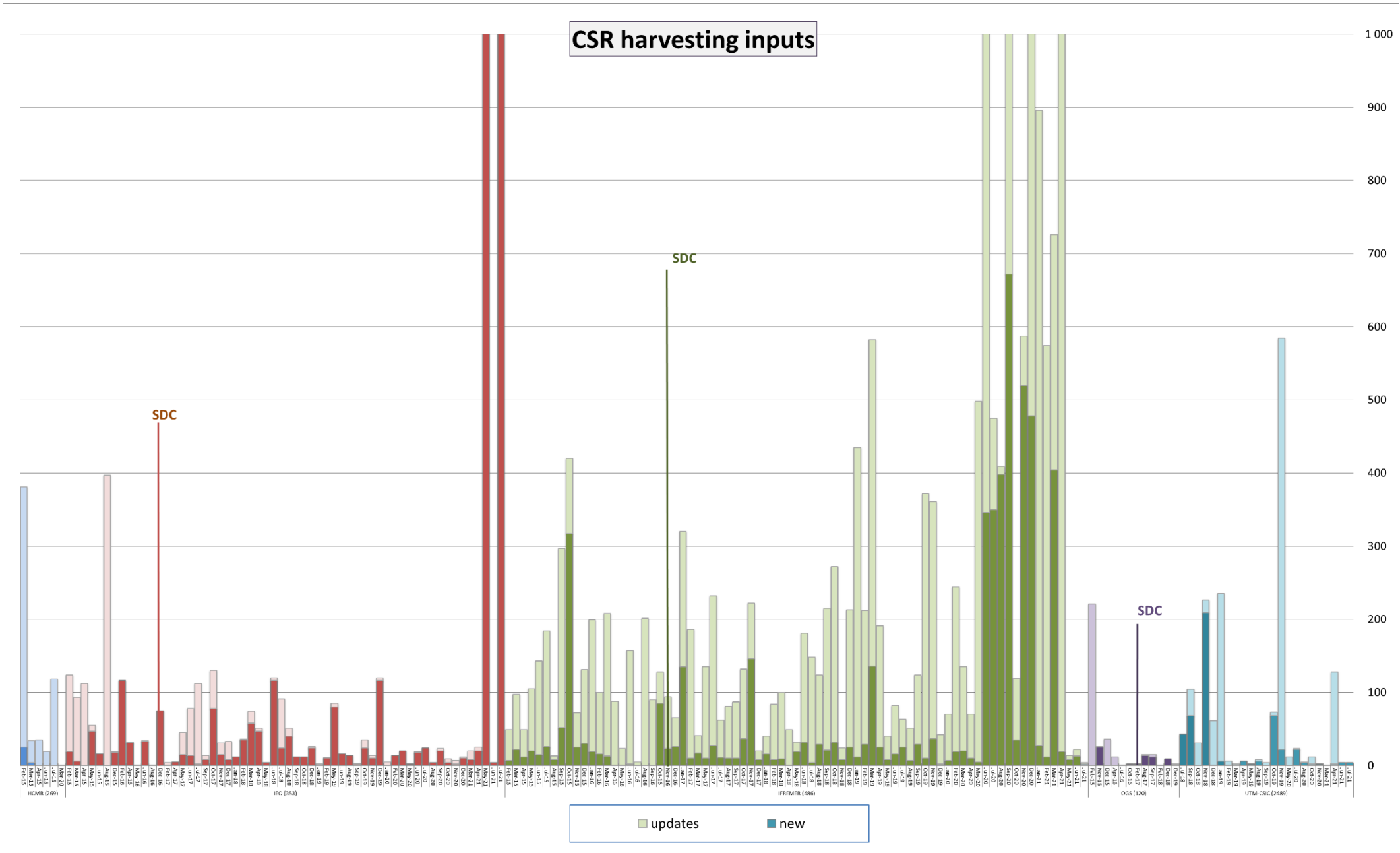
Details of harvesting per centre are the following:

Centre	Date	New	Update
IEO (353)	13/07/2021	202	2
IEO (353)	20/07/2021	1094	
IFREMER (486)	22/07/2021	2	2
IEO (353)	27/07/2021	90	
UTM-CSIC (2489)	27/07/2021	4	
Total		1392	4

OGS and HCMR had no CSR creations or updates during this month.

The graph below shows the CSR harvesting inputs since beginning of 2015:

CSR harvesting inputs



History

Global counts on all catalogues in 2020

Catalogue	Jan-20	Feb-20	Mar-20	Apr-20	May-20	Jun-20	Jul-20	Aug-20	Sep-20	Oct-20	Nov-20	Dec-20
EDMO	4 249	4 267	4 278	4 291	4 298	4 316	4 320	4 331	4 349	4 365	4 374	4 388
EDMED	4 225	4 227	4 228	4 232	4 234	4 245	4 247	4 249	4 250	4 252	4 254	4 259
EDMERP	3 166	3 170	3 177	3 190	3 205	3 239	3 254	3 278	3 289	3 300	3 300	3 307
EDIOS-PRG	368	370	370	370	370	370	370	370	370	370	370	370
-Series	16 645	16 645	16 645	16 645	16 645	16 645	16 645	16 651	16 652	16 652	16 652	16 652
CSR	57 920	58 136	58 177	58 261	58 315	58 560	58 935	59 414	60 159	59 599	60 167	60 995
CDI	2 289 624	2 311 070	2 333 919	2 349 773	2 375 117	2 433 487	2 447 194	2 474 835	2 487 180	2 561 271	2 563 223	2 576 807

Global counts on all catalogues in 2019

Catalogue	Jan-19	Feb-19	Mar-19	Apr-19	May-19	Jun-19	Jul-19	Aug-19	Sep-19	Oct-19	Nov-19	Dec-19
EDMO	4 105	4 110	4 117	4 131	4 138	4 177	4 181	4 190	4 195	4 211	4 227	4 234
EDMED	4 198	4 198	4 203	4 205	4 207	4 205	4 205	4 206	4 209	4 210	4 213	4 223
EDMERP	3 125	3 128	3 133	3 133	3 135	3 138	3 144	3 144	3 149	3 159	3 163	3 164
EDIOS-PRG	363	363	363	363	363	363	363	363	367	367	367	367
CSR	56 877	56 943	57 089	57 148	57 267	57 331	57 437	57 474	57 537	57 637	57 749	57 866
CDI	2 289 929	2 294 771	2 299 924	2 302 286	2 306 093	2 316 223	2 316 610	2 316 610	2 316 610	2 281 710	2 283 087	2 288 566

Global counts on all catalogues in 2018

Catalogue	Jan-18	Feb-18	Mar-18	Apr-18	May-18	Jun-18	Jul-18	Aug-18	Sep-18	Oct-18	Nov-18	Dec-18
EDMO	3 927	3 931	3 940	3 952	3 968	3 981	3 997	3 999	4 010	4 021	4 068	4 078

EDMED	4 154	4 158	4 162	4 166	4 166	4 170	4 173	4 189	4 191	4 182	4 187	4 187
EDMERP	3 042	3 048	3 051	3 054	3 058	3 062	3 068	3 071	3 073	3 083	3 105	3 106
EDIOS-PRG	362	362	362	362	362	362	363	363	363	363	363	363
CSR	55 399	55 485	55 630	55 709	55 783	55 937	55 982	56 085	56 316	56 436	56 694	56 783
CDI	2 101 090	2 106 680	2 110 688	2 122 824	2 137 067	2 146 266	2 148 856	2 152 074	2 159 216	2 262 108	2 276 264	2 283 986

Global counts on all catalogues in 2017

Catalogue	Jan-17	Feb-17	Mar-17	Apr-17	May-17	Jun-17	Jul-17	Aug-17	Sep-17	Oct-17	Nov-17	Dec-17
EDMO	3 802	3 812	3 826	3 832	3 838	3 869	3 880	3 886	3 891	3 899	3 915	3 920
EDMED	4 082	4 085	4 084	4 096	4 099	4 101	4 101	4 108	4 131	4 135	4 142	4 149
EDMERP	2 981	2 988	2 990	2 990	2 992	2 993	3 000	3 016	3 018	3 020	3 026	3 036
EDIOS-PRG	362	362	362	362	362	362	362	362	362	362	362	362
CSR	53 850	53 892	53 974	54 175	54 218	54 217	54 250	54 387	54 795	54 949	55 052	55 178
CDI	1 947 452	1 949 991	1 955 483	1 968 060	1 971 285	1 974 509	1 977 738	1 980 818	2 000 402	2 063 832	2 081 618	2 093 605

Global counts on all catalogues in 2016

Catalogue	Jan-16	Feb-16	Mar-16	Apr-16	May-16	Jun-16	Jul-16	Aug-16	Sep-16	Oct-16	Nov-16	Dec-16
EDMO	3 671	3 670	3 686	3 691	3 695	3 712	3 730	3 733	3 747	3 758	3 775	3 791
EDMED	4 060	4 066	4 007	4 061	4 062	4 067	4 069	4 074	4 076	4 077	4 077	4 077
EDMERP	2 903	2 961	2 961	2 961	2 966	2 971	2 971	2 974	2 975	2 975	2 975	2 979
EDIOS-PRG	362	362	362	362	362	362	362	362	362	362	362	362
CSR	54 182	54 339	54 422	55 100	55 119	55 178	55 216	55 238	55 264	53 484	53 537	53 669
CDI	1 813 947	1 819 492	1 824 402	1 825 957	1 844 660	1 854 787	1 858 162	1 864 378	1 869 790	1 873 823	1 884 034	1 936 759

Global counts on all catalogues in 2015

Catalogue	Jan-15	Feb-15	Mar-15	Apr-15	May-15	Jun-15	Jul-15	Aug-15	Sep-15	Oct-15	Nov-15	Dec-15
EDMO	3 210	3 223	3 275	3 324	3 422	3 532	3 556	3 564	3 583	3 619	3 639	3 659
EDMED	3 980	3 982	3 984	3 984	3 990	3 992	4 014	4 034	4 053	4 055	4 054	4 060
EDMERP	2 858	2 866	2 878	2 878	2 886	2 898	2 900	2 900	2 901	2 903	2 903	2 903
EDIOS-PRG	360	360	361	361	361	361	361	361	362	362	362	362
CSR	52 977	53 028	53 238	53 304	53 400	53 463	53 553	53 602	53 836	53 938	54 057	54 135
CDI	1 714 285	1 721 708	1 721 604	1 720 724	1 709 958	1 764 762	1 767 715	1 779 199	1 784 327	1 796 791	1 800 648	1 809 541

Global counts on all catalogues in 2014

Catalogue	Jan-14	Feb-14	Mar-14	Apr-14	May-14	Jun-14	Jul-14	Aug-14	Sep-14	Oct-14	Nov-14	Dec-14
EDMO	2 451	2 467	2 651	2 685	2 688	2 692	2 693	2 701	2 875	3 103	3 199	3 212
EDMED	3 944	3 945	3 945	3 947	3 948	3 955	3 957	3 960	3 961	3 962	3 963	3 965
EDMERP	2 787	2 808	2 830	2 832	2 834	2 837	2 841	2 844	2 847	2 849	2 850	2 857
EDIOS-PRG	359	360	360	360	360	360	360	360	360	360	360	360
CSR	51 724	51 788	51 941	52 012	52 012	52 151	52 190	52 506	52 566	52 603	52 650	52 657
CDI	1 498 793	1 537 556	1 558 428	1 566 528	1 569 847	1 575 035	1 604 916	1 612 514	1 621 749	1 626 904	1 631 984	1 662 548

Global counts on all catalogues in 2012/2013

Catalogue	Sept-12	Oct-12	Nov-12	Dec-12	Jan-13	Feb-13	Mar-13	Apr-13	May-13	Aug-13	Sep-13	Oct-13	Nov-13	Dec-13
EDMO	2 261	2 283	2 296	2 304	2 330	2 351	2 359	2 362	2 370	2 384	2 404	2 404	2 423	2 431
EDMED	3 834	3 834	3 834	3 834	3 834	3 834	3 882	3 885	3 885	3 889	3 901	3 901	3 925	3 944
EDMERP	2 617	2 637	2 667	2 674	2 683	2 684	2 685	2 686	2 690	2 698	2 710	2 710	2 772	2 772
EDIOS-PRG	350	350	350	350	353	353	353	353	354	356	358	359	359	359
CSR	48 824	48 975	49 326	49 750	50 917	51 033	51 276	51 647	50 973	51 181	51 207	51 259	51 588	51 730
CDI	1 088 322	1 097 399	1 241 010	1 267 669	1 274 982	1 291 491	1 302 629	1 311 827	1 317 191	1 350 455	1 356 245	1 360 236	1 386 446	1 496 950

