

November 2021 – SeaDataCloud catalogues follow-up

All documents used to write this report are available on the extranet of the project under [SeaDataCloud > Follow up](#).

In November 2021, global increases on catalogues :

- **EDMO (Marine organisations)** : **+5** - Total : **4 502**
- **EDMED (Data sets)** : - Total : **4 278**
- **EDMERP (Projects)** : - Total : **3 354**
- **EDIOS-PRG**
 - Programmes : - Total : **371**
 - Series : - Total : **16 657**
- **CSR (Cruises)** : **+55** - Total : **64 722**
- **CDI (Data)** : **+7 150** - Total : **2 683 271**

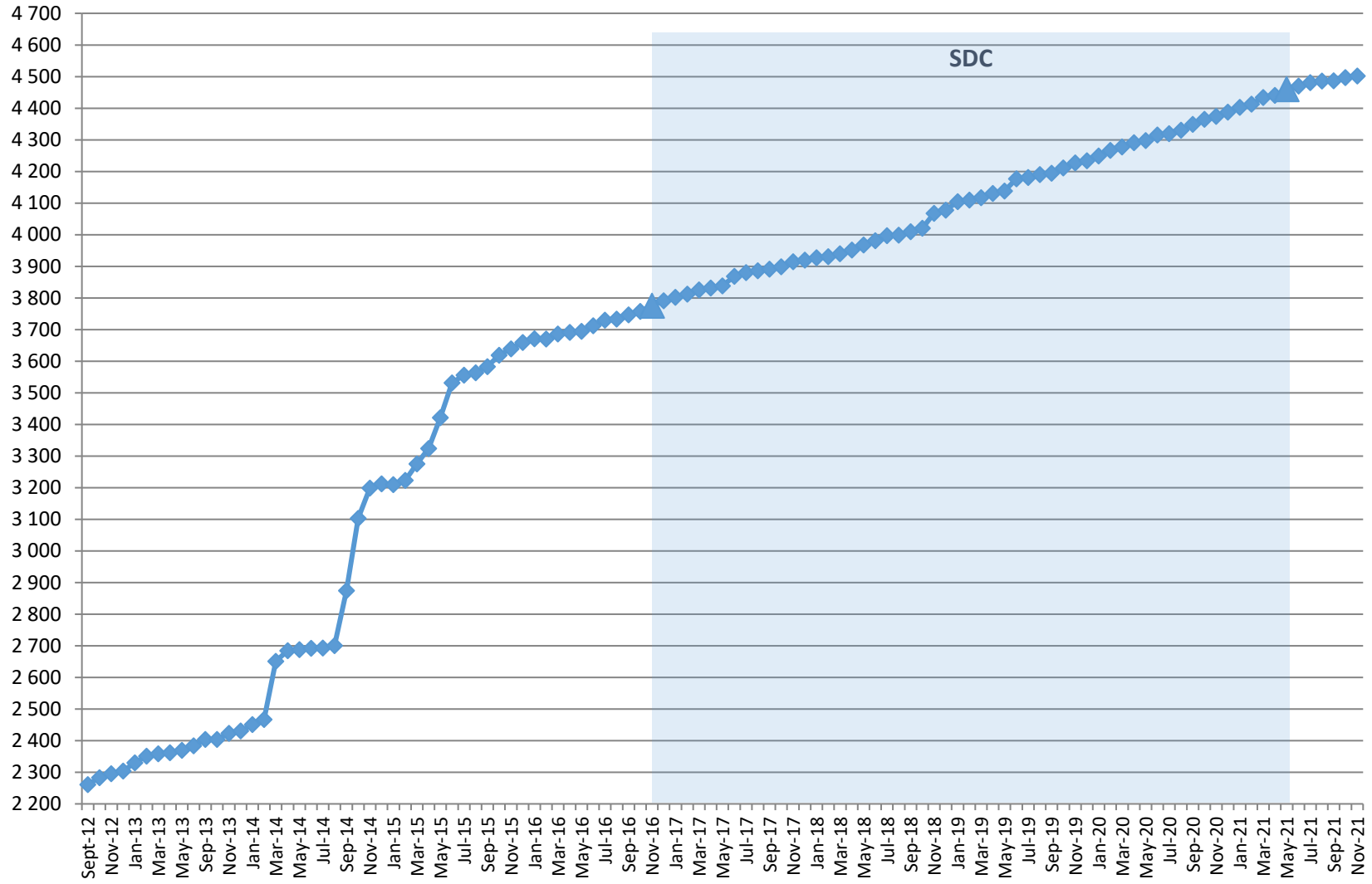
Since the beginning of SeaDataCloud :

Catalogue	Nov-21	Oct-21	Sep-21	Aug-21	Jul-21	Jun-21	May-21	Apr-21	Mar-21	Feb-21	Jan-21	Dec-20	Nov-20	Oct-16	Increase*
EDMO	4 502	4 497	4 487	4 486	4 481	4 470	4 460	4 441	4 434	4 413	4 403	4 388	4 374	3 758	744
EDMED	4 278	4 278	4 278	4 274	4 273	4 268	4 267	4 264	4 263	4 262	4 262	4 259	4 254	4 077	201
EDMERP	3 354	3 354	3 348	3 341	3 341	3 339	3 335	3 330	3 326	3 317	3 311	3 307	3 300	2 975	379
EDIOS-PRG	371	371	371	371	371	371	371	371	371	370	371	370	370	362	9
EDIOS-Series	16 657	16 657	16 657	16 656	16 656	16 656	16 656	16 656	16 656	16 654	16 653	16 652	16 652	16 613	44
CSR	64 722	64 667	64 624	64 567	64 458	63 079	63 030	61 343	61 276	60 822	60 783	60 995	60 167	53 484	11 238
CDI	2 683 271	2 676 121	2 676 060	2 663 701	2 656 975	2 646 959	2 626 427	2 625 498	2 596 096	2 591 431	2 584 536	2 576 807	2 563 223	1 873 823	809 448

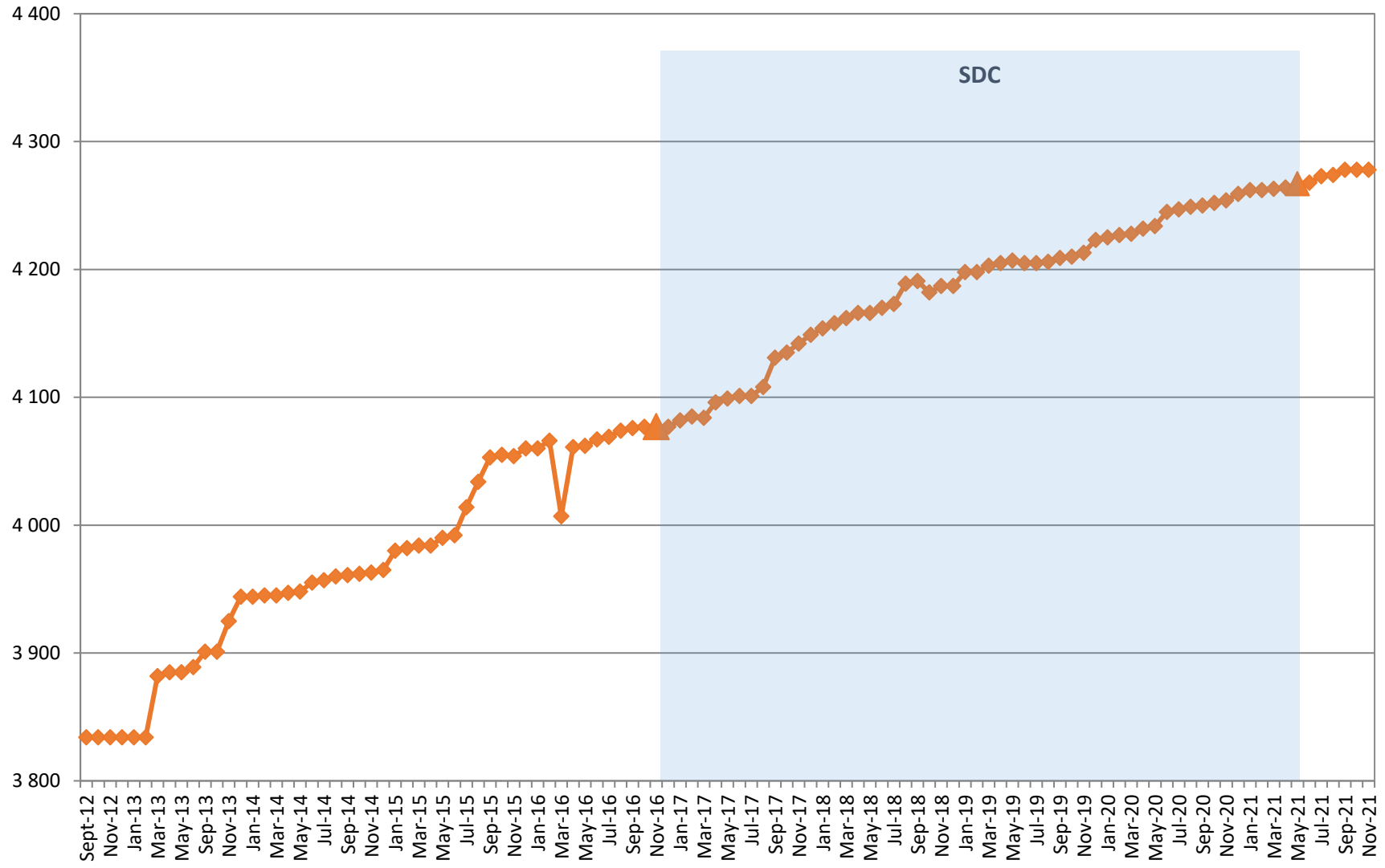
(*) Increase since beginning of SeaDataCloud (01/11/2016)

Nb of EDMO, EDMED, EDMERP, EDIOS, CSR and CDI per month

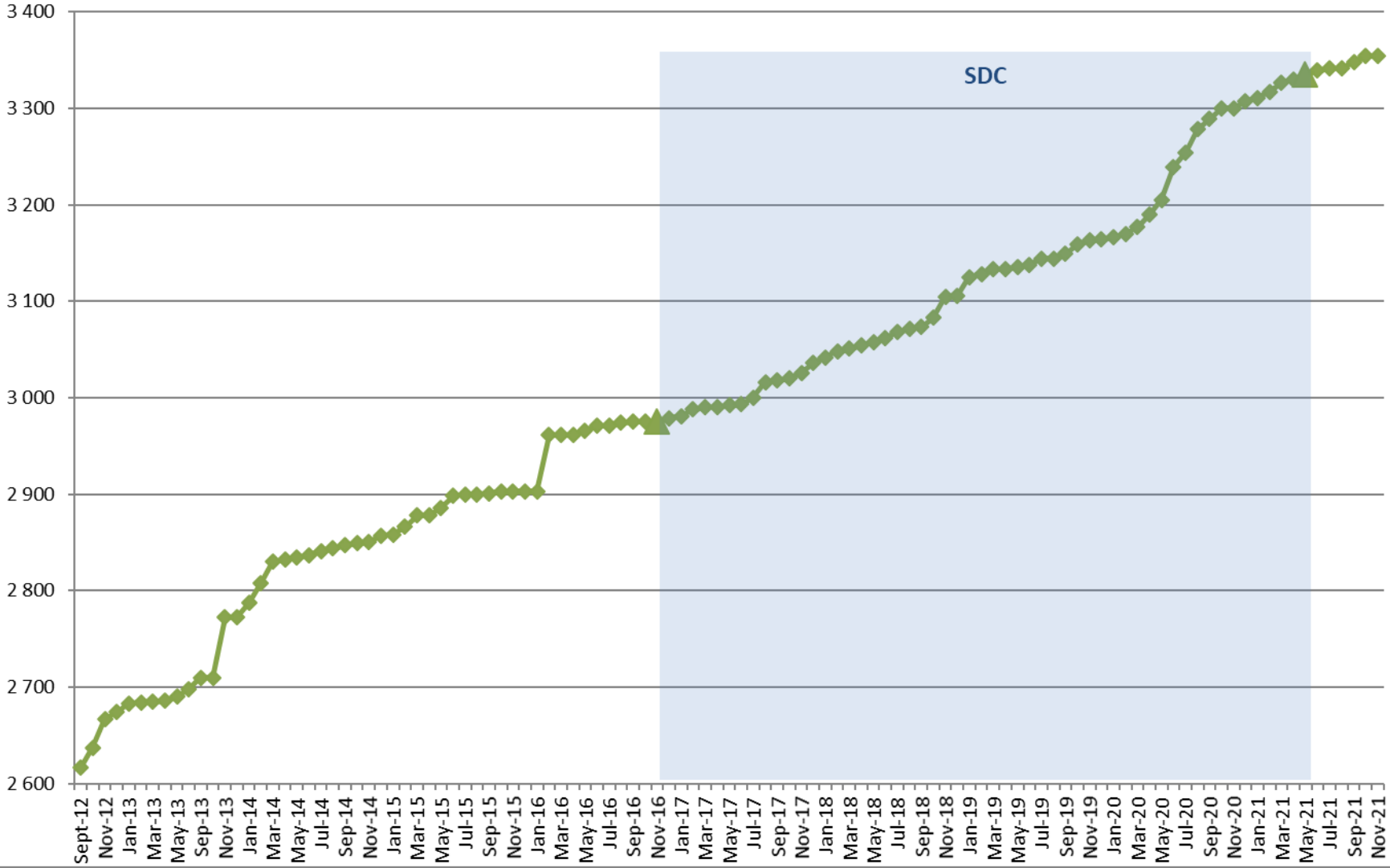
EDMO



EDMED

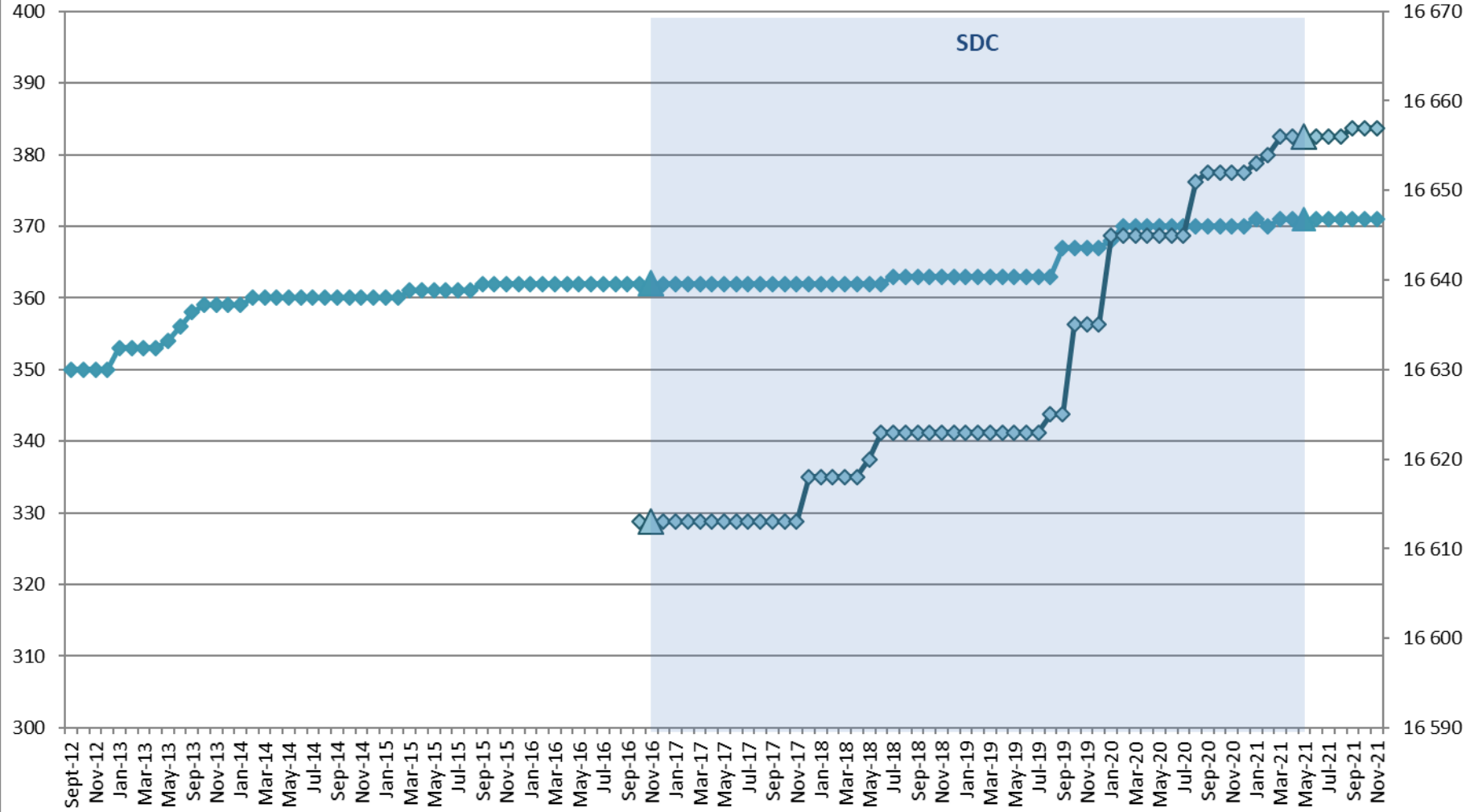


EDMERP

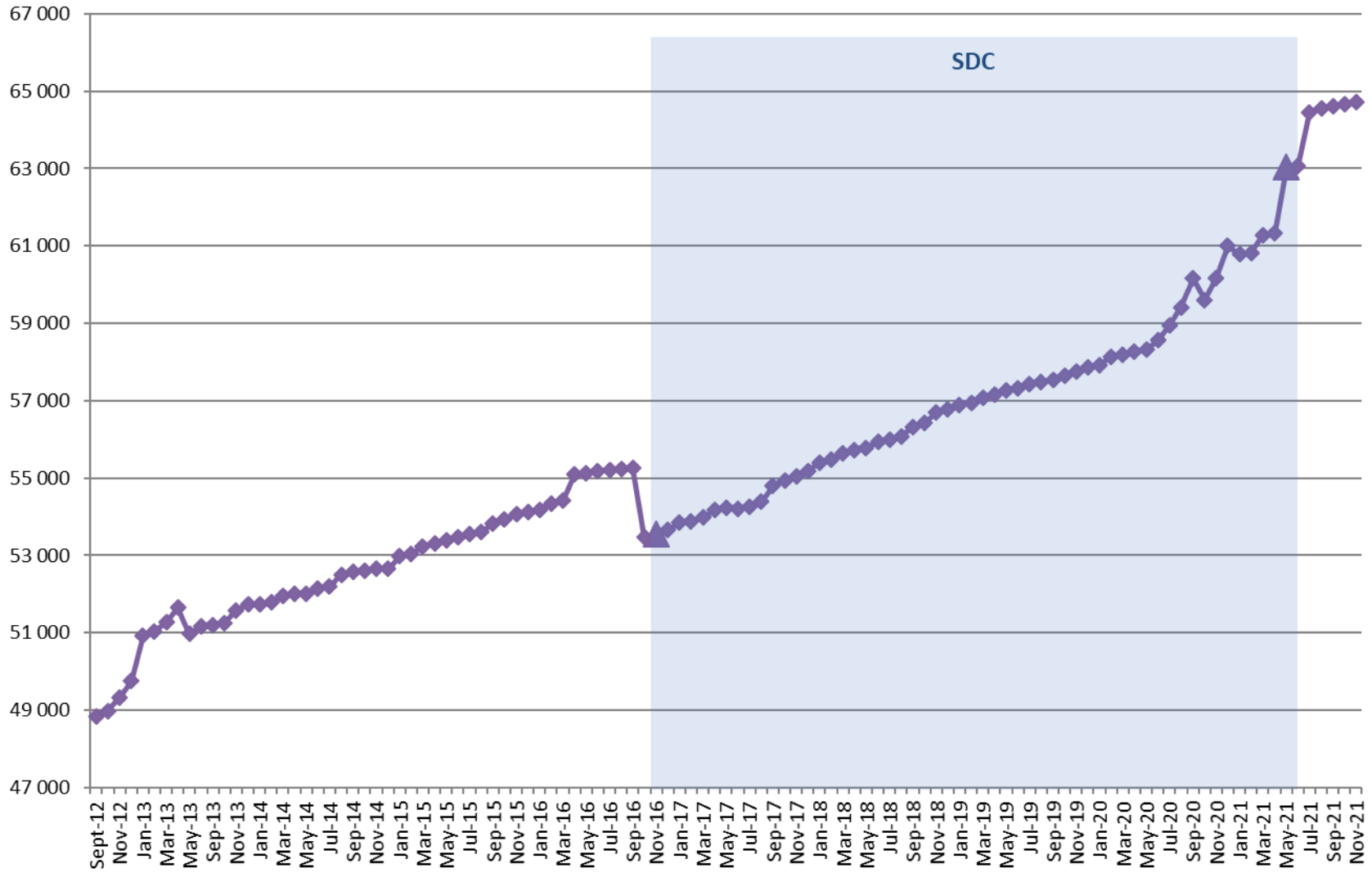


EDIOS

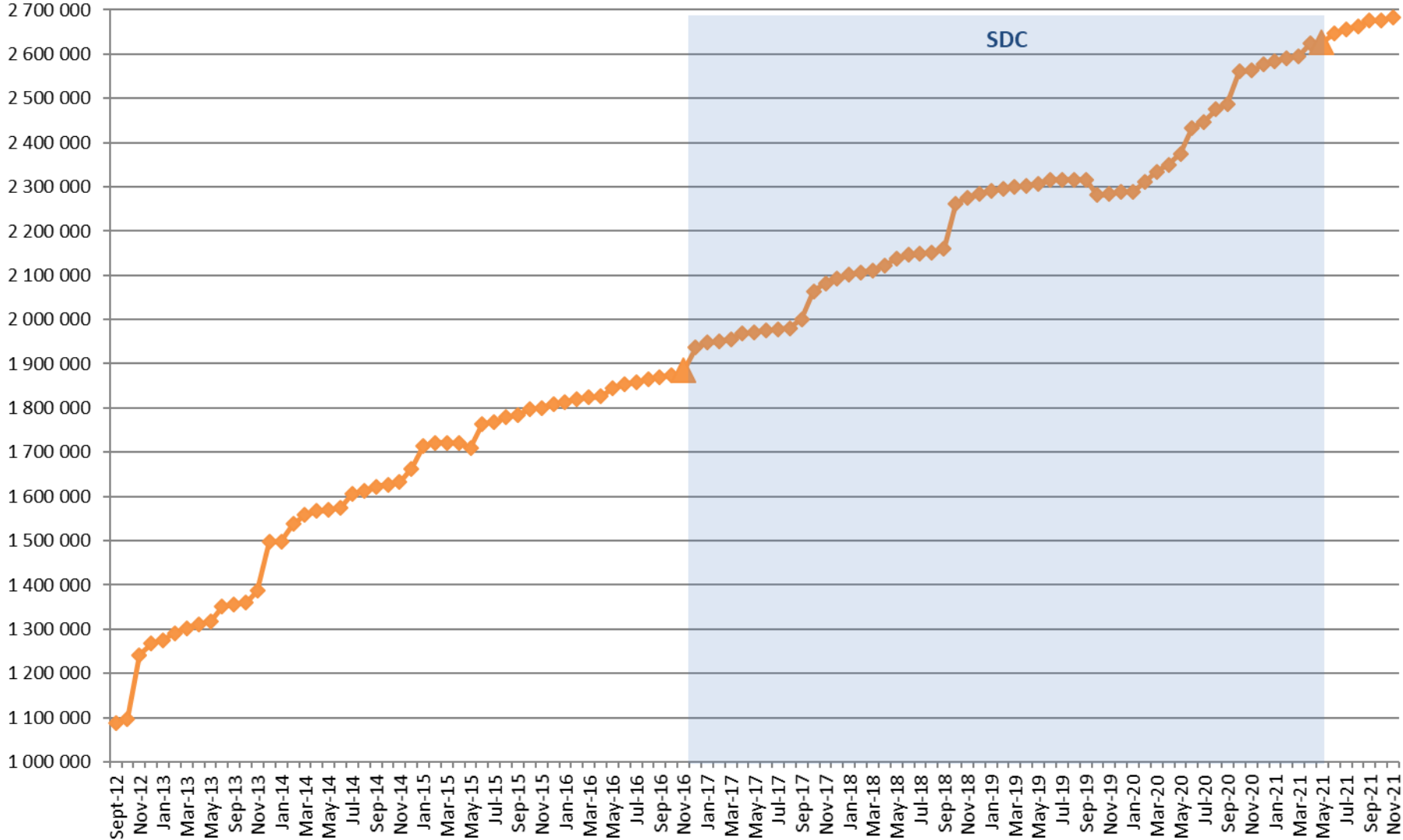
◆ Programmes ◆ Series



CSR



CDI



Statistics on CDI catalogue

Details of last month upgrades per partners are the following:

CDI partner	Country	Last increase as distributor	Last increase as custodian
BSH	Germany	+17	+819
FMI	Finland	0	+53
HCMR	Greece	+21	+43
GEOMAR	Germany	0	+66
IEO	Spain	+1	+103
IFREMER	France	+3 469	+1 792
IHPT	Portugal	+30	+30
IMR	Norway	0	+1
IO-BAS	Bulgaria	0	+31
MI	Ireland	0	+61
NIMRD	Romania	+36	+36
OGS	Italy	+1 273	+1 577
SHOM	France	0	+232
SMHI	Sweden	+2 278	+2 278
UTM-CSIC	Spain	+7	+7
VLIZ	Belgium	0	+7
TOTAL	16	+7 132	+7 136

- 9 SeaDataCloud partners (as distributor) have added or deleted data in the CDI catalogue, for a total increase of **+7 132 records**.
- 2 others partners, not in the SeaDataCloud consortium, have worked for an increase of **+18 records**.

There are 115 partners (as distributor) with CDIs :

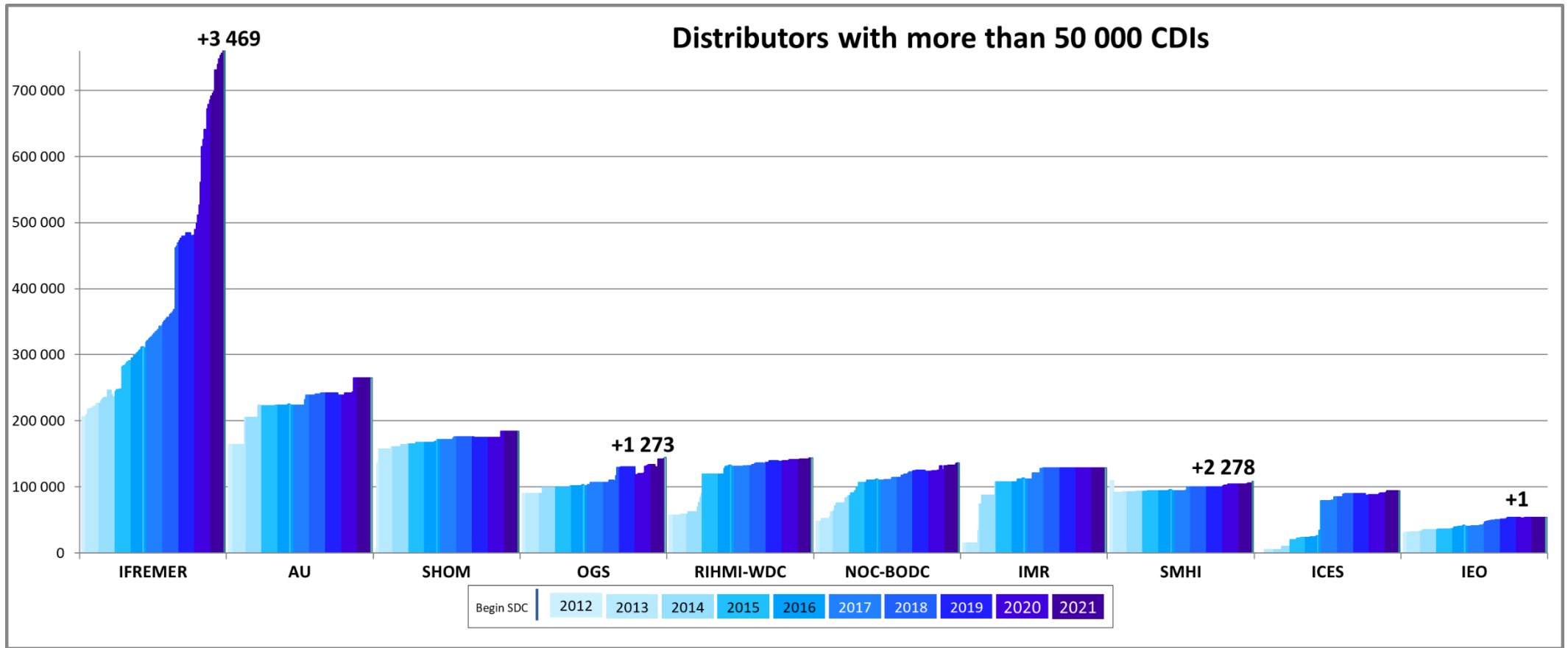
- 43 SeaDataCloud partners and
- 72 other partners.

Since the beginning of the follow-up reports (October 2012), the increase in CDI since start SDC (November 2016), between end SDN2 (September 2015) and start SDC, increase since SDN2, per partner, is the following: Note that for SMHI and SIO-RAS the negative increase since start SDN2 is due to the change in their time series management (SMHI), the change of data owner and the remove of incorrect records (SIO-RAS). The new owner is SOI, not in the SeaDataCloud consortium).

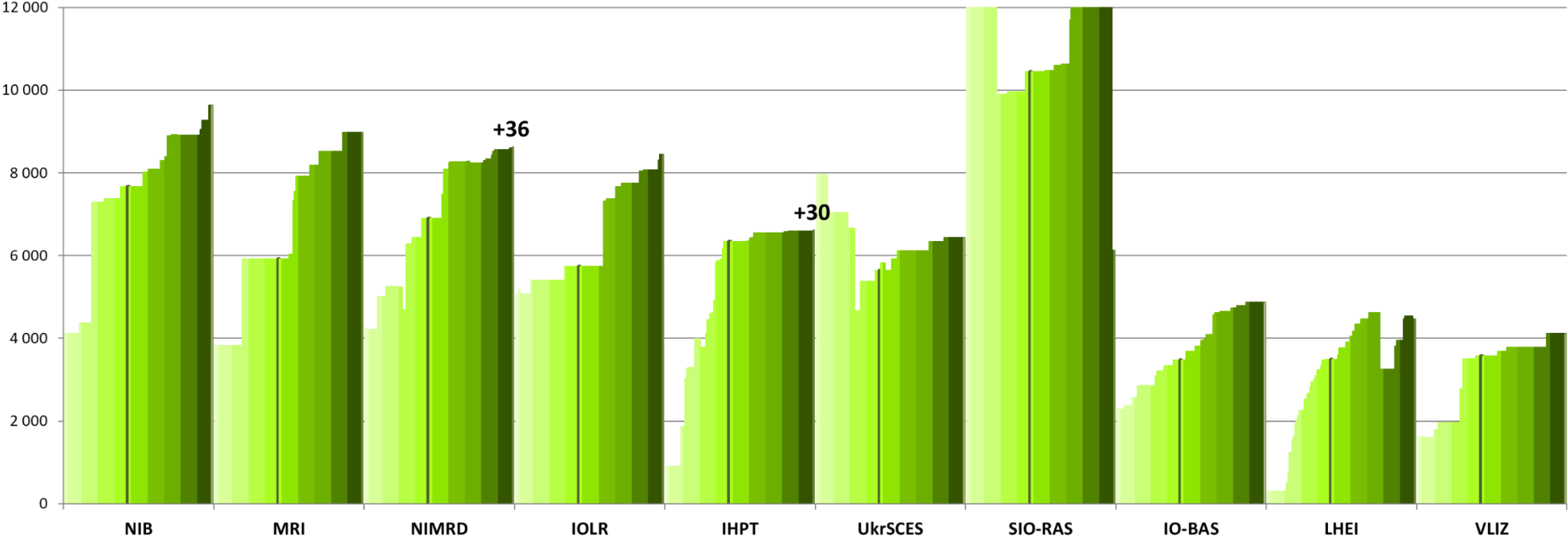
CDI partner	Name of partner	Country	Nb as distributor 01/12/2021	Nb as Custodian 01/12/2021	Increase as distributor since start SDC	Increase as custodian since start SDC	Increase as distributor between SDN2 and SDC	Increase as distributor since start SDN2
GEOMAR	Helmholtz Centre for Ocean Research Kiel	Germany	0	15 632	0	15 632	0 -	
CNRS/OSU-SBR	Roscoff Marine Station, Sorbonne Universités, UPMC Univ Paris 06 and CNRS	France	2	735	2	735	0	2
CNRS/MIO	CNRS/Mediterranean Institute of Oceanography-LUMINY (MIO)-UMR 7294/235/110	France	70	70	70	70	0	70
UTM-CSIC	UTM-CSIC/Marine Technology Unit	Spain	804	817	798	811	0	804
CNR	CNR - Institute of Atmospheric Sciences and Climate (ISAC) (Rome)	Italy	874	874	621	621	0	874
INSTM	Institut National des Sciences et Technologies de la Mer	Tunisia	973	973	4	4	0	973
IMBK	Institute of Marine Biology (IMBK)	Montenegro	1 065	1 269	359	563	647	1 043
TSU-DNA	Iv.Javakhishvili Tbilisi State University	Georgia	1 193	1 196	241	244	34	298
UOM	University Of Malta	Malta	1 925	1 925	900	900	393	1 297
IOPAN	IOPAN	Poland	2 856	8 316	2 838	8 298	0	2 856
IOF	Institute of Oceanography and Fisheries	Croatia	2 979	2 985	746	752	490	1 403
ORION	ORION Joint Research and Development Center	Cyprus	3 655	3 683	3 655	3 683	0	3 655
CNRS/OASU	Aquitaine Observatory of Sciences of the Universe - University of Bordeaux (OASU)	France	3 933	3 933	3 933	3 933	20	3 933
VLIZ	Flanders Marine Institute	Belgium	4 119	4 126	547	554	74	2 500
LHEI	Latvian Institute of Aquatic Ecology	Latvia	4 473	4 782	989	1 298	536	4 166
IO-BAS	Bulgarian National Oceanographic Data Centre(BGODC)	Bulgaria	4 876	6 848	1 397	3 369	273	2 568
SIO-RAS	P.P.Shirshov Institute of Oceanology-RAS	Russian Federation	6 123	6 123	-4 318	-4 318	482	-32 700
UkrSCES	Ukrainian scientific center of Ecology of Sea (UkrSCES)	Ukraine	6 440	6 440	796	796	267	6 440
IHPT	IHPT, Hydrographic institute	Portugal	6 613	6 613	280	280	1 713	5 708
IOLR	Israel Oceanographic and Limnological Research (IOLR)	Israel	8 444	8 444	2 712	2 712	333	3 371
NIMRD	National Institute for Marine Research and Development Grigore Antipa	Romania	8 635	9 023	1 745	2 133	602	4 381
MRI	Marine Research Institute (MRI)	Iceland	8 977	8 977	3 063	3 063	0	5 153

NIB	National Institute of Biology - NIBMarine Biology Station	Slovenia	9 628	9 640	1 966	1 978	287	5 508
ENEA	ENEA Centro Ricerche Ambiente Marino - La Spezia	Italy	9 887	9 887	798	798	284	1 813
RBINS	Royal Belgian Institute of Natural Sciences	Belgium	13 320	13 320	991	991	0	1 787
IMGW	Instytut Meteorologii i Gosodarki Wodnej	Poland	14 004	14 124	894	1 014	1 770	14 004
SYKE	Finnish Environment Institute	Finland	15 513	15 942	9 306	9 735	5 162	15 513
MI	Marine Institute	Ireland	19 137	29 150	10 888	20 901	0	14 436
NIOZ	NIOZ Royal Netherlands Institute for Sea Research	Netherlands	20 140	9 584	14 010	3 454	46	15 511
HCMR	Hellenic Centre for Marine Research	Greece	24 154	26 817	8 165	10 828	260	12 130
MSI	Marine Systems Institute at Tallinn University of Technology	Estonia	30 697	30 588	4 223	4 114	-3	17 700
FMI	Finnish Meteorological Institute	Finland	33 351	37 752	19 851	24 252	0	31 140
METU-IMS	Institute of Marine Sciences, Middle East Technical University	Turkey	33 706	33 793	5 689	5 776	2 222	30 624
BSH	German Oceanographic Datacentre (NODC)	Germany	40 619	120 979	1 172	81 532	465	23 341
IEO	IEO/Spanish Oceanographic Institute	Spain	54 192	65 806	13 836	25 450	4 265	22 777
ICES	International Council for the Exploration of the Sea (ICES)	Denmark	94 287	104 254	70 116	80 083	369	94 287
SMHI	Swedish Meteorological and Hydrological Institute	Sweden	108 548	110 541	14 262	16 255	0	-979
IMR	Institute of Marine Research - Norwegian Marine Data Centre (NMD)	Norway	129 064	137 374	17 427	25 737	3 808	114 271
NOC-BODC	British Oceanographic Data Centre	United Kingdom	136 185	226 501	26 182	116 498	2 973	88 128
RIHMI-WDC	All-Russia Research Institute of Hydrometeorological Information - World Data Centre	Russian Federation	143 693	143 693	12 361	12 361	12 003	86 568
OGS	OGS (Istituto Nazionale di Oceanografia e di Geofisica Sperimentale)	Italy	144 708	153 347	43 161	51 800	1 922	55 110
SHOM	Shom	France	184 174	208 097	12 840	36 763	3 754	177 751
AU	Aarhus University	Denmark	264 944	265 315	40 989	41 360	609	100 790
IFREMER	IFREMER / IDM/SISMER	France	765 099	468 616	454 342	157 859	24 240	558 900
		TOTAL	2 368 079	2 338 904	804 847	775 672	70 300	1 499 905

CDIs number per month and per distributors

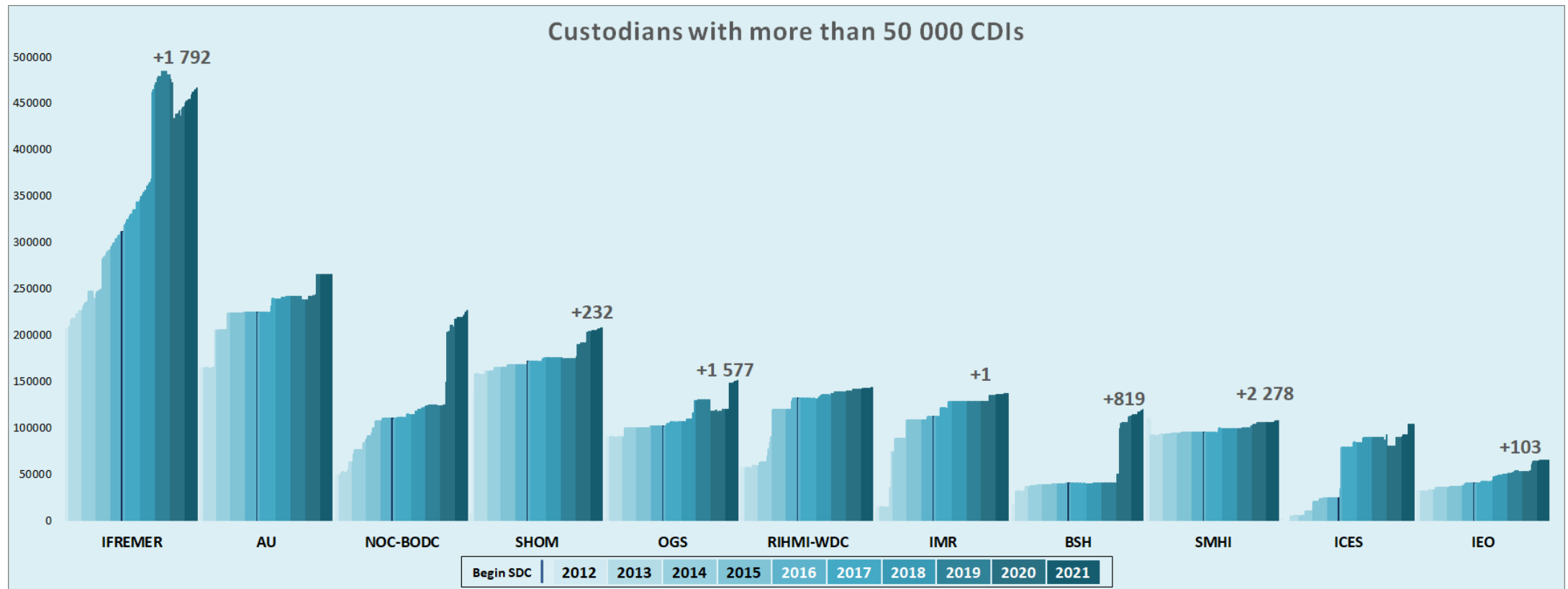


Distributors with 4 000 < CDI entries < 10 000

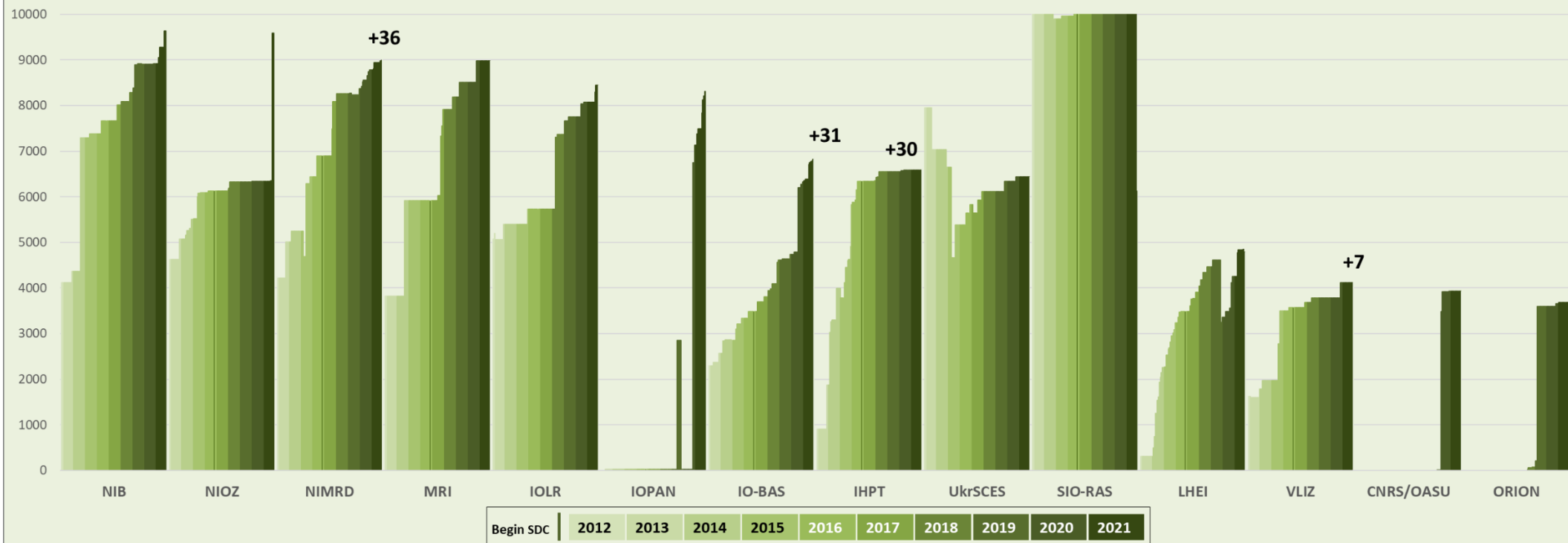


Begin SDC | 2012 | 2013 | 2014 | 2015 | 2016 | 2017 | 2018 | 2019 | 2020 | 2021

CDIs number per month and per custodians



Custodians with 4 000 < CDI entries < 10 000

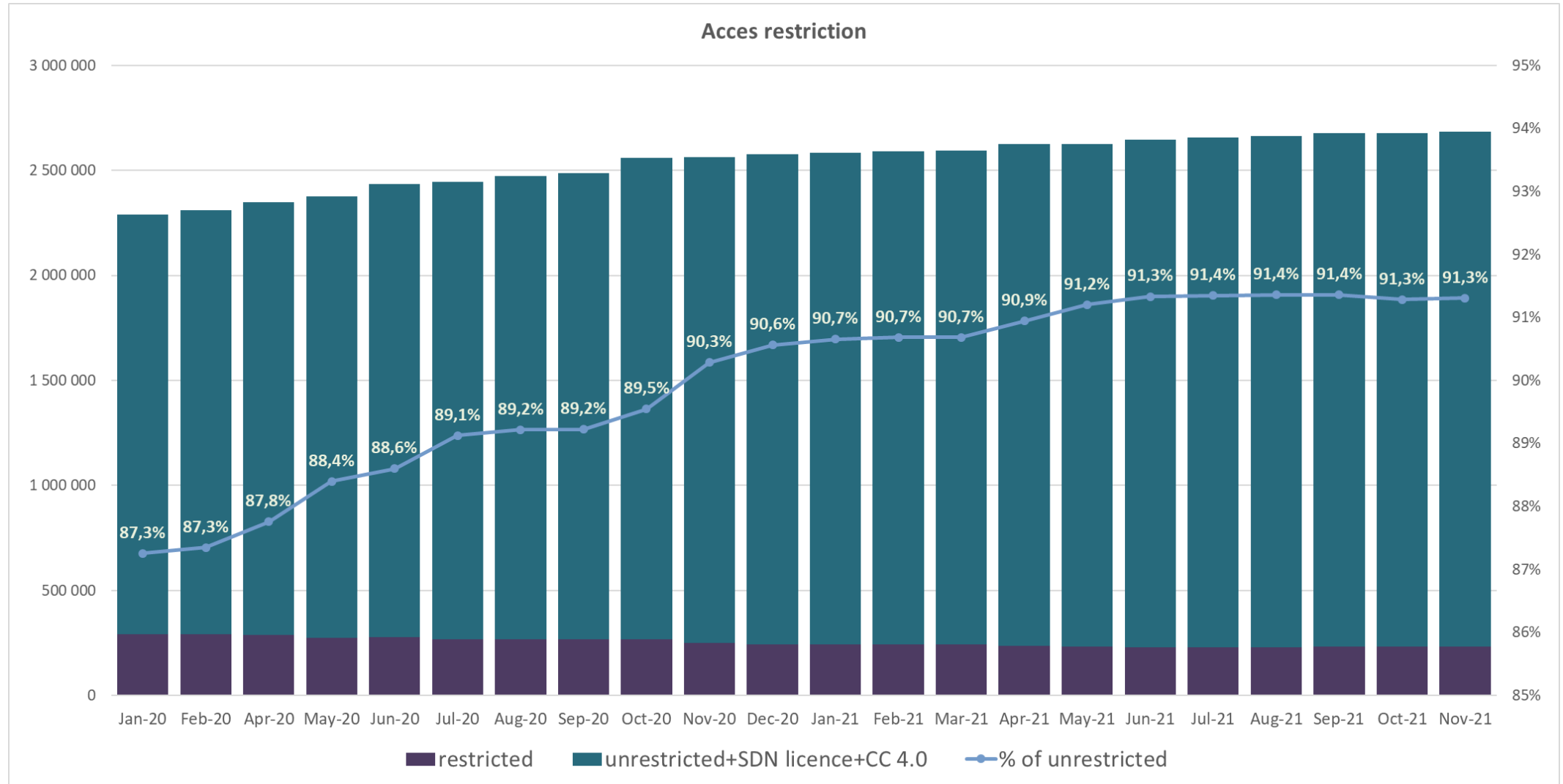


CDIs number per acces type

Since January 2020, the number of CDIs with restricted access decrease from 291 820 CDIs to 233 280 CDIs : 58 640 less.

Since June 2021 all access restrictions moved to only 2 differents access codes :

- 1) 'unrestricted', 'SeaDataNet licence' => '**Creative Commons Attribution 4.0 International**'
- 2) 'Commercial charge', 'moratorium', 'organisation', 'licence', 'no access', 'academic', 'by negotiation' => '**by negotiation**'

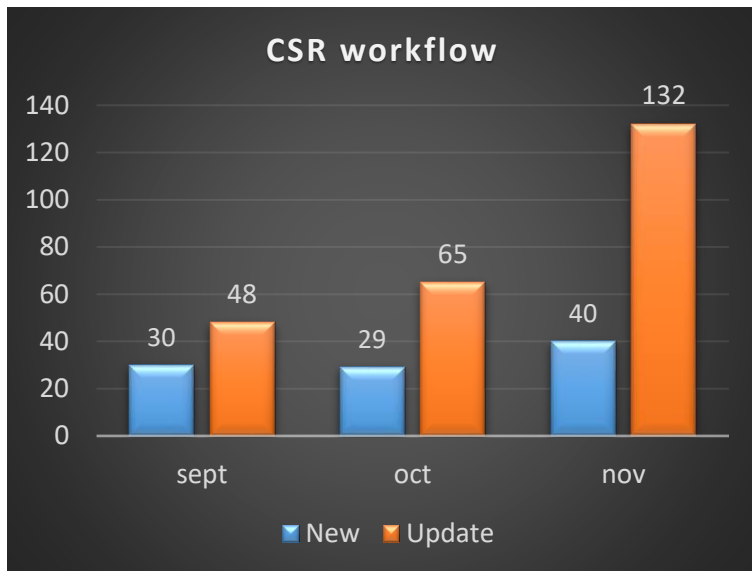


Statistics on CSR back office

This are the statistics from the new CSR back office allowing some partners (CSIC, IEO, HCMR, MI, OGS and SISMER) to upload their CSR reports in the central catalogue. This month, 29 new CSRs and 64 updates have been uploaded by CSIC, IEO, SISMER.

In the near future, more and more data centers will have access to the back office.

Detail of CSR delivery per centre is the following :



CSR workflow Sept-Nov 2021		
	New	Update
Sept		
CSIC	8	
OGS	1	1
SISMER	21	47
Oct		
CSIC	2	7
IEO	15	
SISMER	12	58
Nov		
CSIC	1	73
IEO	15	5
SISMER	23	54
METU	1	
Total	99	245

History

Global counts on all catalogues in 2020

Catalogue	Jan-20	Feb-20	Mar-20	Apr-20	May-20	Jun-20	Jul-20	Aug-20	Sep-20	Oct-20	Nov-20	Dec-20
EDMO	4 249	4 267	4 278	4 291	4 298	4 316	4 320	4 331	4 349	4 365	4 374	4 388
EDMED	4 225	4 227	4 228	4 232	4 234	4 245	4 247	4 249	4 250	4 252	4 254	4 259
EDMERP	3 166	3 170	3 177	3 190	3 205	3 239	3 254	3 278	3 289	3 300	3 300	3 307
EDIOS-PRG	368	370	370	370	370	370	370	370	370	370	370	370
-Series	16 645	16 645	16 645	16 645	16 645	16 645	16 645	16 651	16 652	16 652	16 652	16 652
CSR	57 920	58 136	58 177	58 261	58 315	58 560	58 935	59 414	60 159	59 599	60 167	60 995
CDI	2 289 624	2 311 070	2 333 919	2 349 773	2 375 117	2 433 487	2 447 194	2 474 835	2 487 180	2 561 271	2 563 223	2 576 807

Global counts on all catalogues in 2019

Catalogue	Jan-19	Feb-19	Mar-19	Apr-19	May-19	Jun-19	Jul-19	Aug-19	Sep-19	Oct-19	Nov-19	Dec-19
EDMO	4 105	4 110	4 117	4 131	4 138	4 177	4 181	4 190	4 195	4 211	4 227	4 234
EDMED	4 198	4 198	4 203	4 205	4 207	4 205	4 205	4 206	4 209	4 210	4 213	4 223
EDMERP	3 125	3 128	3 133	3 133	3 135	3 138	3 144	3 144	3 149	3 159	3 163	3 164
EDIOS-PRG	363	363	363	363	363	363	363	363	367	367	367	367
CSR	56 877	56 943	57 089	57 148	57 267	57 331	57 437	57 474	57 537	57 637	57 749	57 866
CDI	2 289 929	2 294 771	2 299 924	2 302 286	2 306 093	2 316 223	2 316 610	2 316 610	2 316 610	2 281 710	2 283 087	2 288 566

Global counts on all catalogues in 2018

Catalogue	Jan-18	Feb-18	Mar-18	Apr-18	May-18	Jun-18	Jul-18	Aug-18	Sep-18	Oct-18	Nov-18	Dec-18
EDMO	3 927	3 931	3 940	3 952	3 968	3 981	3 997	3 999	4 010	4 021	4 068	4 078
EDMED	4 154	4 158	4 162	4 166	4 166	4 170	4 173	4 189	4 191	4 182	4 187	4 187
EDMERP	3 042	3 048	3 051	3 054	3 058	3 062	3 068	3 071	3 073	3 083	3 105	3 106
EDIOS-PRG	362	362	362	362	362	362	363	363	363	363	363	363
CSR	55 399	55 485	55 630	55 709	55 783	55 937	55 982	56 085	56 316	56 436	56 694	56 783
CDI	2 101 090	2 106 680	2 110 688	2 122 824	2 137 067	2 146 266	2 148 856	2 152 074	2 159 216	2 262 108	2 276 264	2 283 986

Global counts on all catalogues in 2017

Catalogue	Jan-17	Feb-17	Mar-17	Apr-17	May-17	Jun-17	Jul-17	Aug-17	Sep-17	Oct-17	Nov-17	Dec-17
EDMO	3 802	3 812	3 826	3 832	3 838	3 869	3 880	3 886	3 891	3 899	3 915	3 920
EDMED	4 082	4 085	4 084	4 096	4 099	4 101	4 101	4 108	4 131	4 135	4 142	4 149
EDMERP	2 981	2 988	2 990	2 990	2 992	2 993	3 000	3 016	3 018	3 020	3 026	3 036
EDIOS-PRG	362	362	362	362	362	362	362	362	362	362	362	362
CSR	53 850	53 892	53 974	54 175	54 218	54 217	54 250	54 387	54 795	54 949	55 052	55 178
CDI	1 947 452	1 949 991	1 955 483	1 968 060	1 971 285	1 974 509	1 977 738	1 980 818	2 000 402	2 063 832	2 081 618	2 093 605

Global counts on all catalogues in 2016

Catalogue	Jan-16	Feb-16	Mar-16	Apr-16	May-16	Jun-16	Jul-16	Aug-16	Sep-16	Oct-16	Nov-16	Dec-16
EDMO	3 671	3 670	3 686	3 691	3 695	3 712	3 730	3 733	3 747	3 758	3 775	3 791
EDMED	4 060	4 066	4 007	4 061	4 062	4 067	4 069	4 074	4 076	4 077	4 077	4 077
EDMERP	2 903	2 961	2 961	2 961	2 966	2 971	2 971	2 974	2 975	2 975	2 975	2 979
EDIOS-PRG	362	362	362	362	362	362	362	362	362	362	362	362
CSR	54 182	54 339	54 422	55 100	55 119	55 178	55 216	55 238	55 264	53 484	53 537	53 669
CDI	1 813 947	1 819 492	1 824 402	1 825 957	1 844 660	1 854 787	1 858 162	1 864 378	1 869 790	1 873 823	1 884 034	1 936 759

Global counts on all catalogues in 2015

Catalogue	Jan-15	Feb-15	Mar-15	Apr-15	May-15	Jun-15	Jul-15	Aug-15	Sep-15	Oct-15	Nov-15	Dec-15
EDMO	3 210	3 223	3 275	3 324	3 422	3 532	3 556	3 564	3 583	3 619	3 639	3 659
EDMED	3 980	3 982	3 984	3 984	3 990	3 992	4 014	4 034	4 053	4 055	4 054	4 060
EDMERP	2 858	2 866	2 878	2 878	2 886	2 898	2 900	2 900	2 901	2 903	2 903	2 903
EDIOS-PRG	360	360	361	361	361	361	361	361	362	362	362	362
CSR	52 977	53 028	53 238	53 304	53 400	53 463	53 553	53 602	53 836	53 938	54 057	54 135
CDI	1 714 285	1 721 708	1 721 604	1 720 724	1 709 958	1 764 762	1 767 715	1 779 199	1 784 327	1 796 791	1 800 648	1 809 541

Global counts on all catalogues in 2014

Catalogue	Jan-14	Feb-14	Mar-14	Apr-14	May-14	Jun-14	Jul-14	Aug-14	Sep-14	Oct-14	Nov-14	Dec-14
EDMO	2 451	2 467	2 651	2 685	2 688	2 692	2 693	2 701	2 875	3 103	3 199	3 212
EDMED	3 944	3 945	3 945	3 947	3 948	3 955	3 957	3 960	3 961	3 962	3 963	3 965
EDMERP	2 787	2 808	2 830	2 832	2 834	2 837	2 841	2 844	2 847	2 849	2 850	2 857
EDIOS-PRG	359	360	360	360	360	360	360	360	360	360	360	360
CSR	51 724	51 788	51 941	52 012	52 012	52 151	52 190	52 506	52 566	52 603	52 650	52 657
CDI	1 498 793	1 537 556	1 558 428	1 566 528	1 569 847	1 575 035	1 604 916	1 612 514	1 621 749	1 626 904	1 631 984	1 662 548

Global counts on all catalogues in 2012/2013

Catalogue	Sept-12	Oct-12	Nov-12	Dec-12	Jan-13	Feb-13	Mar-13	Apr-13	May-13	Aug-13	Sep-13	Oct-13	Nov-13	Dec-13
EDMO	2 261	2 283	2 296	2 304	2 330	2 351	2 359	2 362	2 370	2 384	2 404	2 404	2 423	2 431
EDMED	3 834	3 834	3 834	3 834	3 834	3 834	3 882	3 885	3 885	3 889	3 901	3 901	3 925	3 944
EDMERP	2 617	2 637	2 667	2 674	2 683	2 684	2 685	2 686	2 690	2 698	2 710	2 710	2 772	2 772
EDIOS-PRG	350	350	350	350	353	353	353	353	354	356	358	359	359	359
CSR	48 824	48 975	49 326	49 750	50 917	51 033	51 276	51 647	50 973	51 181	51 207	51 259	51 588	51 730
CDI	1 088 322	1 097 399	1 241 010	1 267 669	1 274 982	1 291 491	1 302 629	1 311 827	1 317 191	1 350 455	1 356 245	1 360 236	1 386 446	1 496 950