

May 2022 – SeaDataNet catalogues follow-up

All documents used to write this report are available on the extranet of the project under [SeaDataCloud > Follow up](#).

In May 2022, global increases on catalogues :

- **EDMO (Marine organisations)** : **+9** - Total : **4 560**
- **EDMED (Data sets)** : **+2** - Total : **4 298**
- **EDMERP (Projects)** : **+6** - Total : **3 373**
- **EDIOS-PRG**
 - Programmes : - Total : **371**
 - Series : - Total : **16 666**
- **CSR (Cruises)** : **+26** - Total : **65 354**
- **CDI (Data)** : **+26 810** - Total : **2 758 139**

In cooperation with ICES and NODCs, IFREMER is currently working on the integration of the historical ICES CSRs in the new CSR catalogue.

These 22,979 entries have not been imported from the BSH catalogue but directly delivered by ICES.

In May:

- *475 ICES CSRs (from Italy, France, Portugal and Iceland) have been validated and are available on the new CSR front-office (<https://csr.seadatanet.org>)*
- *1,845 ICES CSRs have been deleted (duplicates and cruise reports created from data files with no real metadata about the cruise itself)*

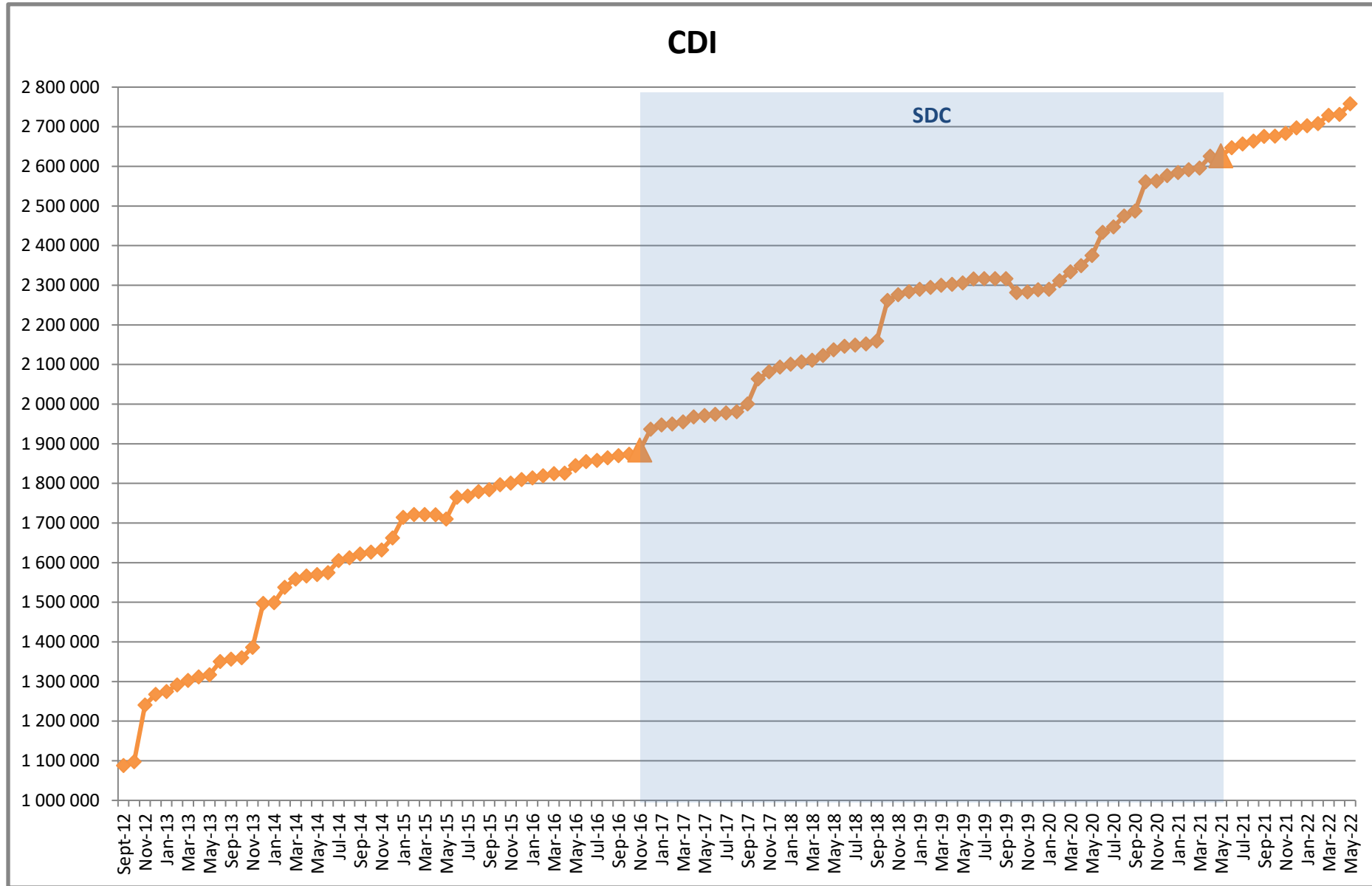
Work is ongoing to continue to check all these historical ICES CSRs and to add missing information when possible, in order to have the best starting point for the new CSR catalogue.

Since the beginning of SeaDataCloud :

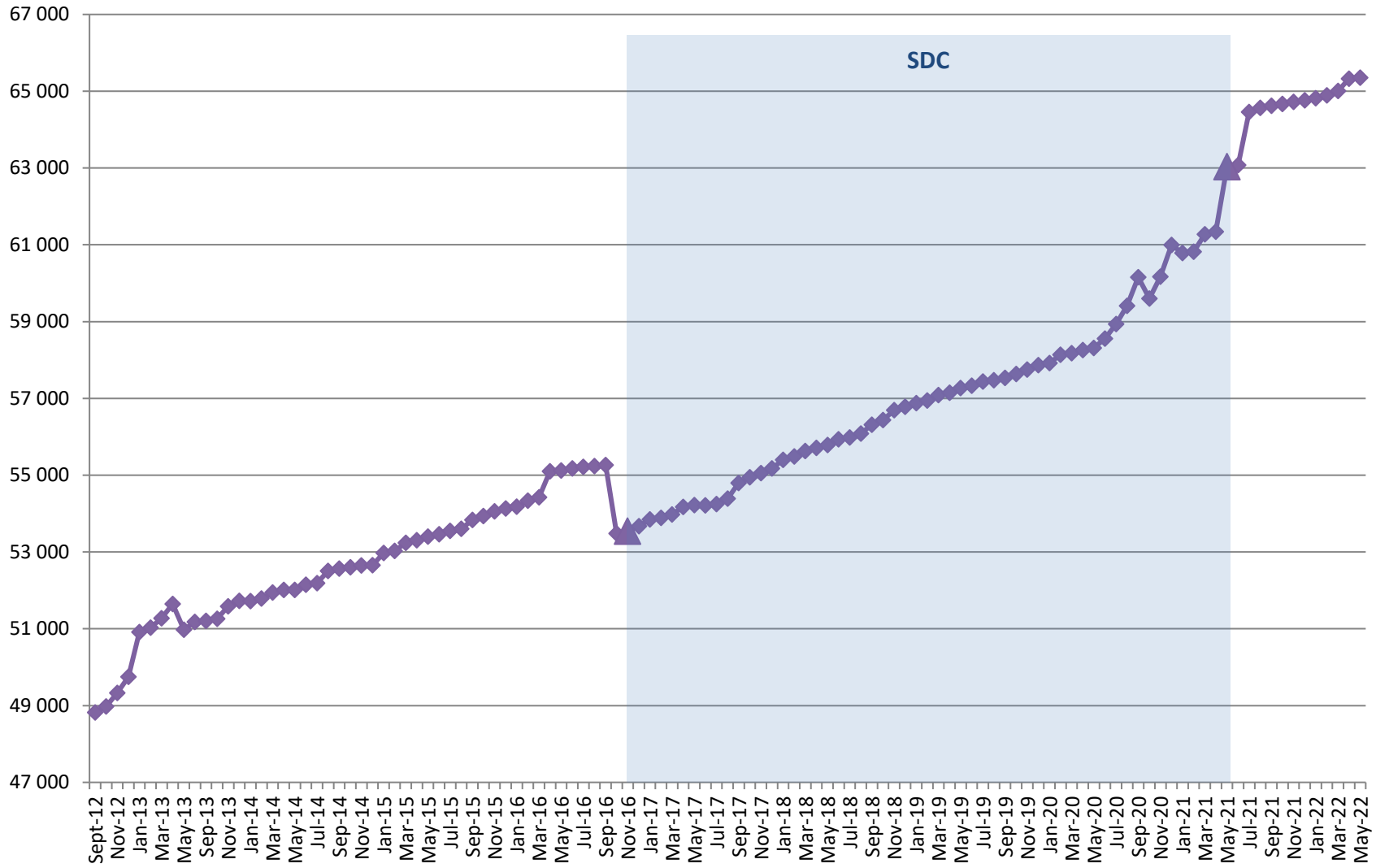
Catalogue	May-22	Apr-22	Mar-22	Feb-22	Jan-22	Dec-21	Nov-21	Oct-21	Sep-21	Aug-21	Jul-21	Jun-21	Oct-16	Increase*
EDMO	4 560	4 551	4 533	4 526	4 521	4 509	4 502	4 497	4 487	4 486	4 481	4 470	3 758	802
EDMED	4 298	4 296	4 294	4 292	4 281	4 279	4 278	4 278	4 278	4 274	4 273	4 268	4 077	221
EDMERP	3 373	3 367	3 367	3 365	3 364	3 355	3 354	3 354	3 348	3 341	3 341	3 339	2 975	398
EDIOS-PRG	371	371	371	371	371	371	371	371	371	371	371	371	362	9
EDIOS-Series	16 666	16 666	16 666	16 666	16 657	16 657	16 657	16 657	16 657	16 656	16 656	16 656	16 613	53
CSR	65 354	65 328	65 009	64 895	64 815	64 764	64 722	64 667	64 624	64 567	64 458	63 079	53 484	11 870
CDI	2 758 339	2 731 329	2 728 713	2 708 033	2 702 535	2 697 131	2 683 271	2 676 121	2 676 060	2 663 701	2 656 975	2 646 959	1 873 823	884 316

(*) Increase since beginning of SeaDataCloud (01/11/2016)

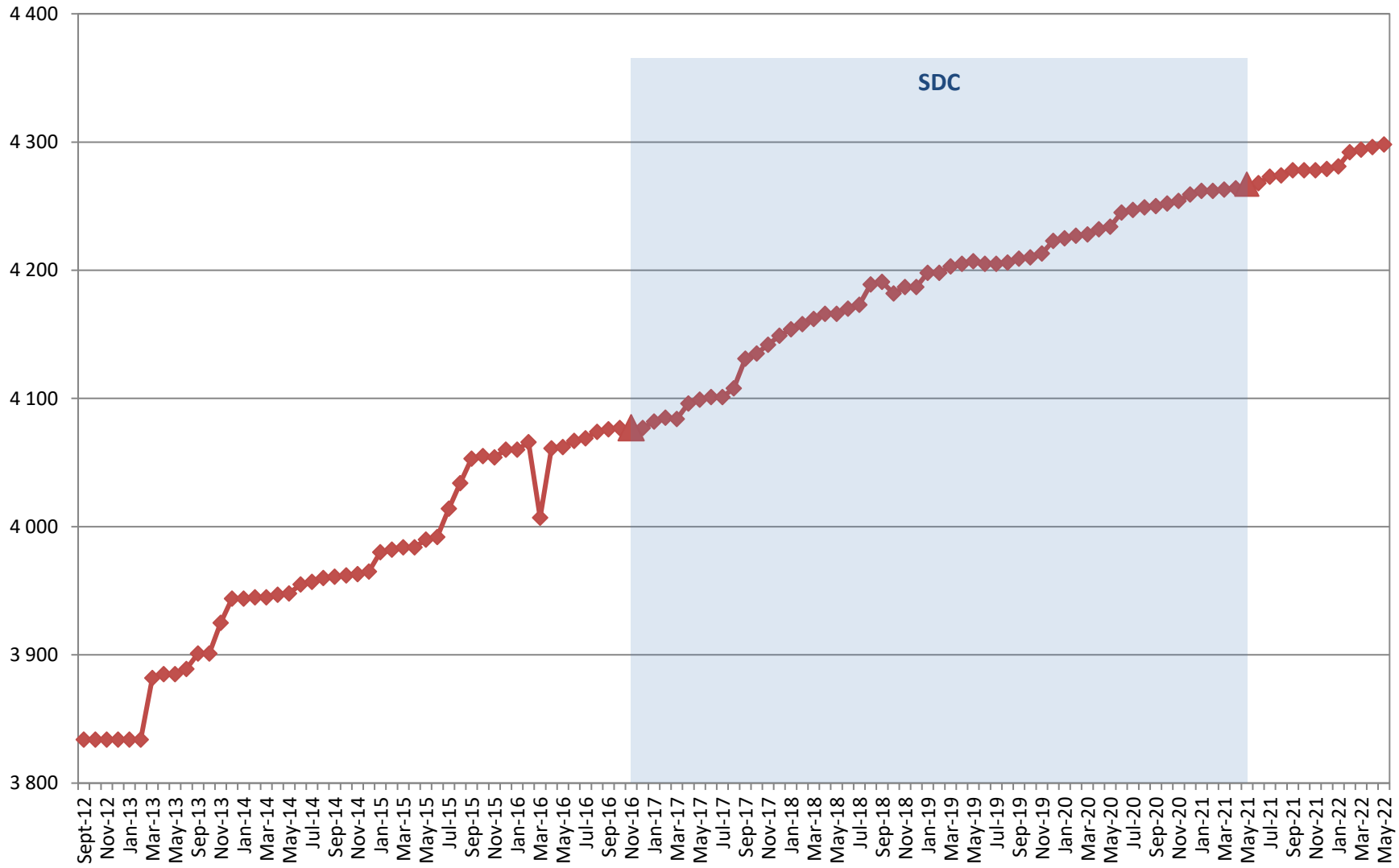
Nb of EDMO, EDMED, EDMERP, EDIOS, CSR and CDI per month



CSR

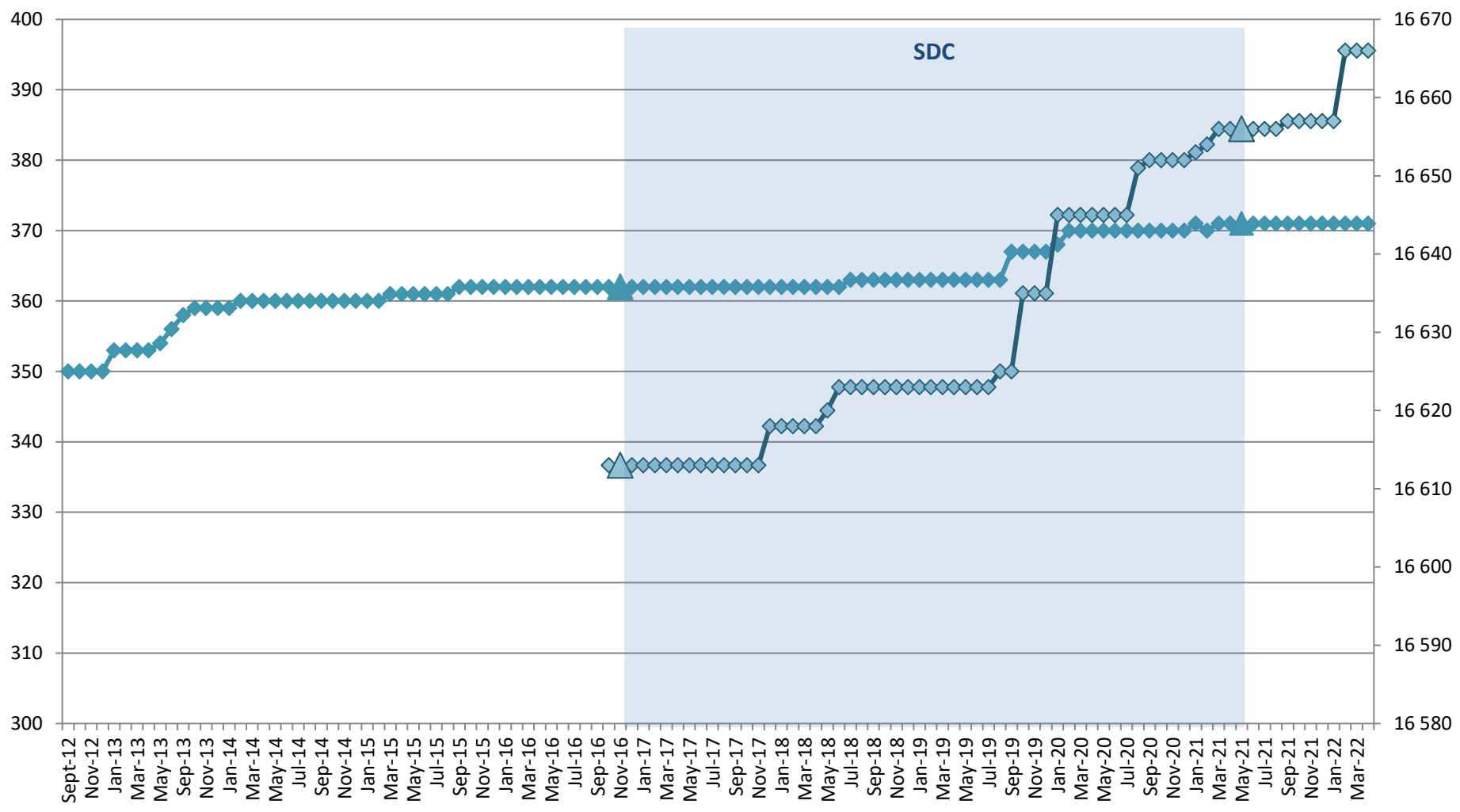


EDMED

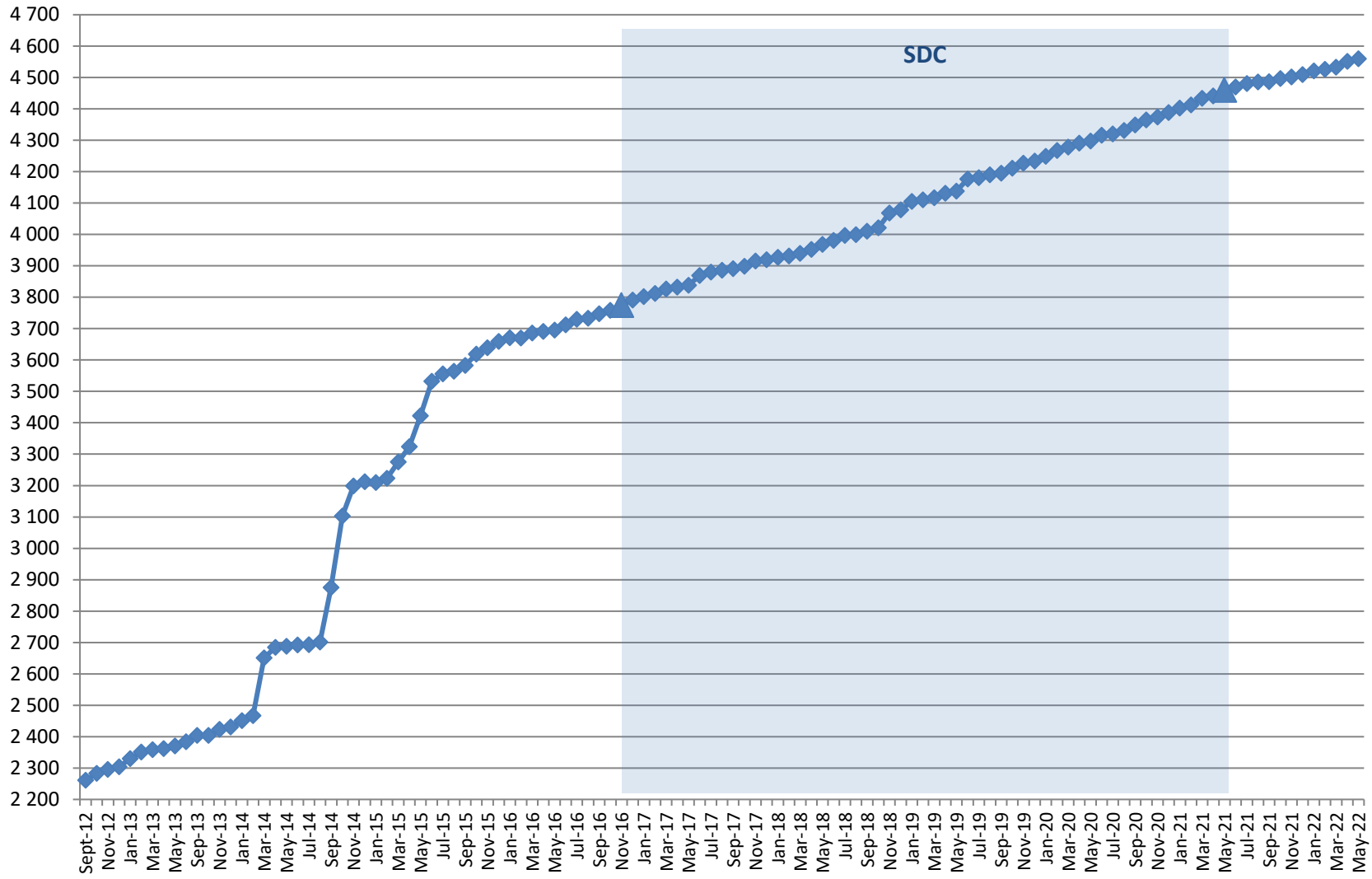


EDIOS

◆ Programmes ◆ Series



EDMO



Statistics on CDI catalogue

Details of last month upgrades per SeaDataNet AISBL members are the following:

AISBL members	CDI partner	Country	Last increase as distributor	Last increase as custodian
	AU	Denmark	+2 827	+2 827
	BSH	Germany	0	+778
*	FMI	Finland	0	+64
*	HCMR	Greece	+166	+206
	GEOMAR	Germany	0	+48
	IEO	Spain	0	+146
	ICES	Denmark	0	+1 778
*	IFREMER	France	+4 688	+1 674
*	IHPT	Portugal	+202	+202
*	IMR	Norway	0	+218
	IMGW	Poland	+505	+685
*	IO-BAS	Bulgaria	+93	+129
*	IOPAN	Poland	0	+189
*	IOF	Croatia	+93	+93
	METU-IMS	Turkey	+150	+150
*	LHEI	Latvia	+305	+343
*	MI	Ireland	+1 526	+1 602
*	MSI-TALTECH	Estonia	+113	+113
*	NIMRD	Romania	+74	+74
*	NOC-BODC	United Kingdom	+6 948	+7 596
*	OGS	Italy	+2 114	+425
*	RBINS	Belgium	+28	+28
	SHOM	France	+758	+1 055
*	SMHI	Sweden	+547	+577
	SYKE	Finland	+1 929	+1 929
*	TSU-DNA	Georgia	+10	+10
*	UTM-CSIC	Spain	+44	+45
*	VLIZ	Belgium	+154	+154
	TOTAL	28	+23 274	+23 138
	For AISBL members	16	+17 105	+13 742

- 16 SeaDataNet AISBL members (as distributor) have added or deleted data in the CDI catalogue, for a total decrease of **+17 105** records.
- 9 others partners, not in the SeaDataNet AISBL, have worked for an increase of **+2 653** records.

There are 117 distributor of CDIs :

- 29 SeaDataNet AISBL members and
- 88 other partners.

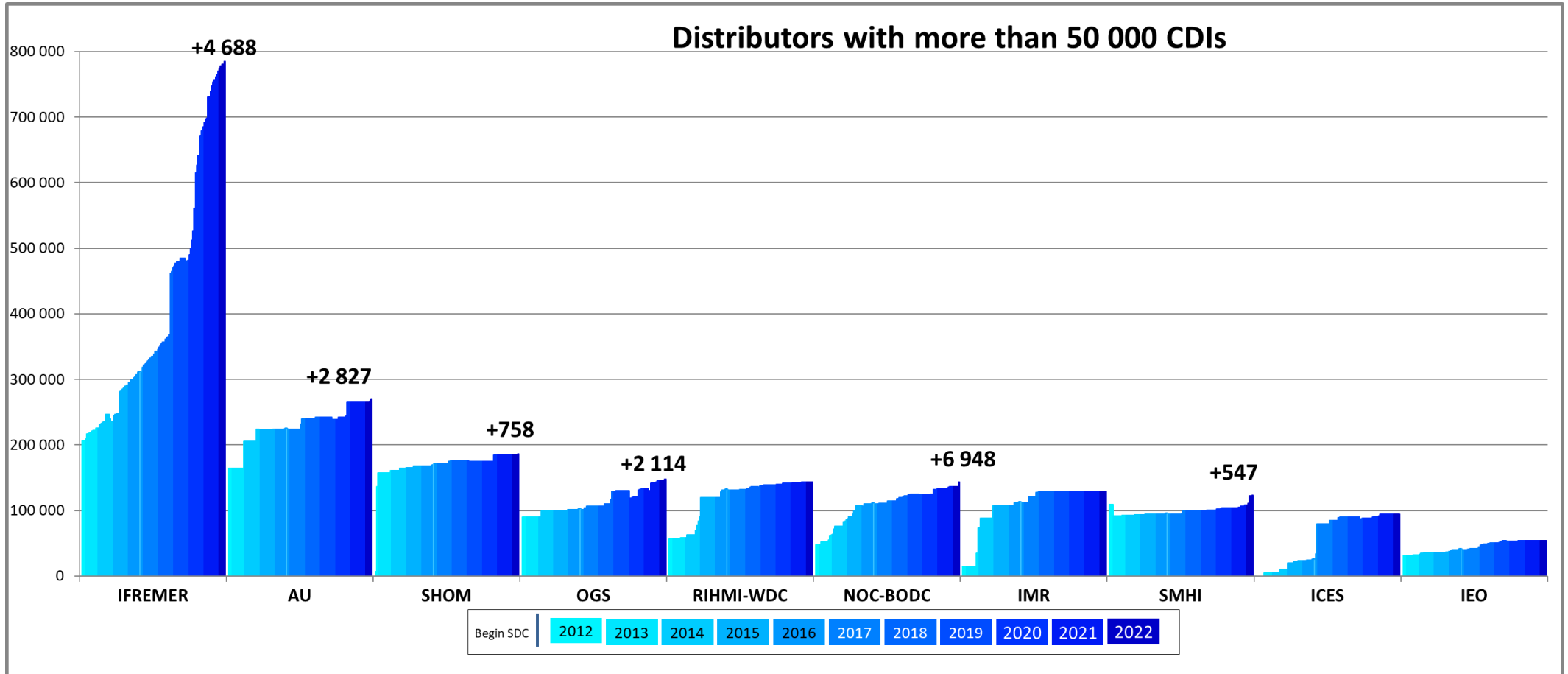
Since the beginning of the follow-up reports (October 2012), the increase in CDI since start SDC (November 2016), between end SDN2 (September 2015) and start SDC, increase since SDN2, per partner, is the following: Note that for SMHI and SIO-RAS the negative increase since start SDN2 is due to the change in their time series management (SMHI), the change of data owner and the remove of incorrect records (SIO-RAS). The new owner is SOI, not in the SeaDataCloud consortium).

*** Members of SeaDataNet AISBL**

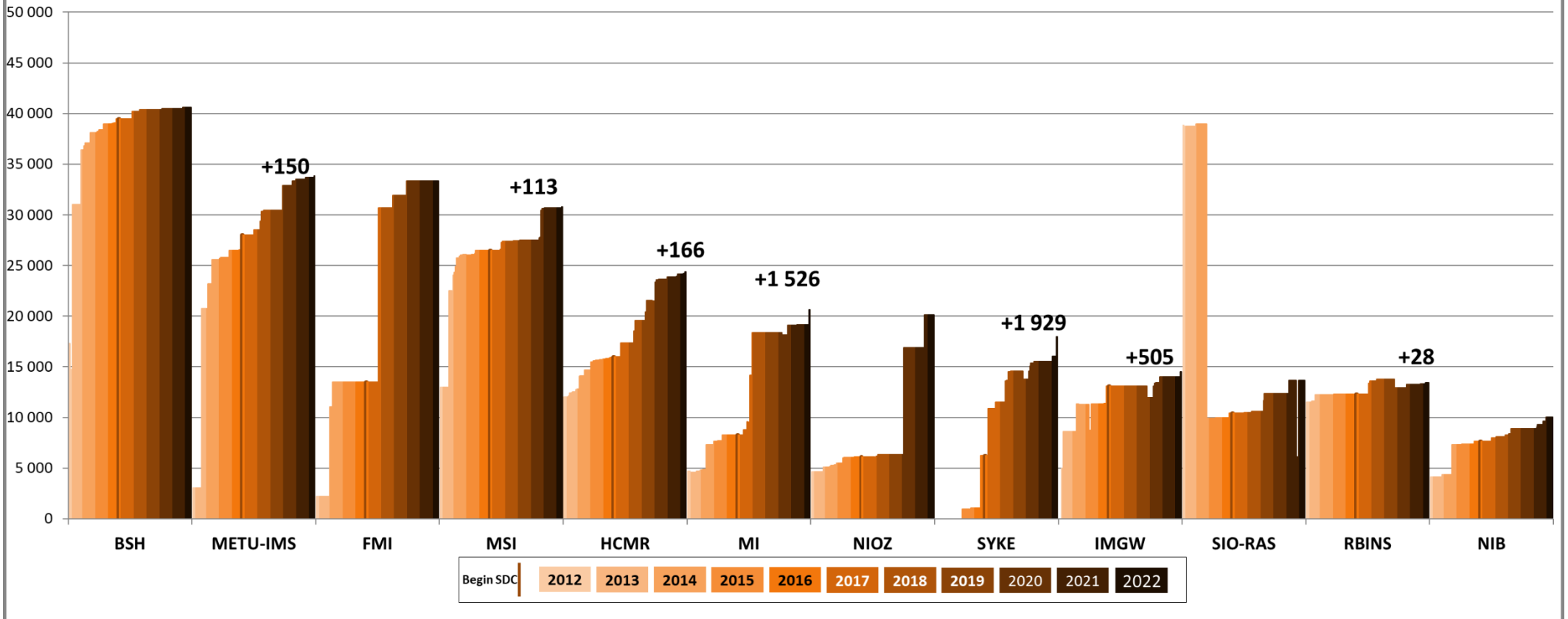
* CDI partner	Name of partner	Country	Nb as distributor 02/06/2022	Nb as Custodian 02/06/2022	Increase as distributor since start SDC	Increase as custodian since start SDC	Increase as distributor between SDN2 and SDC	Increase as distributor since start SDN2
GEOMAR	Helmholtz Centre for Ocean Research Kiel	Germany	0	15 688	0	15 688	0 -	
CNRS/OSU-SBR	Roscoff Marine Station, Sorbonne Universités, UPMC Univ Paris 06 and CNRS	France	2	735	2	735	0	2
CNRS/MIO	CNRS/Mediterranean Institute of Oceanography-LUMINY (MIO)-UMR 7294/235/110	France	70	70	70	70	0	70
CNR	CNR - Institute of Atmospheric Sciences and Climate (ISAC) (Rome)	Italy	874	874	621	621	0	874
* UTM-CSIC	UTM-CSIC/Marine Technology Unit	Spain	921	935	915	929	0	921
* INSTM	Institut National des Sciences et Technologies de la Mer	Tunisia	973	973	4	4	0	973
* IMB-MNE	Institute of Marine Biology - University of Montenegro	Montenegro	1 064	1 268	358	562	647	1 042
* TSU-DNA	Iv.Javakhishvili Tbilisi State University	Georgia	1 214	1 217	262	265	34	319
* UM	University Of Malta	Malta	1 925	1 995	900	970	393	1 297
* IOPAN	IOPAN	Poland	2 856	8 840	2 838	8 822	0	2 856
* IOF	Institute of Oceanography and Fisheries	Croatia	3 072	3 078	839	845	490	1 496
* ORION	ORION Joint Research and Development Center	Cyprus	3 655	3 683	3 655	3 683	0	3 655
CNRS/OASU	Aquitaine Observatory of Sciences of the Universe - University of Bordeaux (OASU)	France	3 933	3 933	3 933	3 933	26	3 933
* VLIZ	Flanders Marine Institute	Belgium	4 273	4 280	701	708	74	2 654
* LHEI	Latvian Institute of Aquatic Ecology	Latvia	4 863	5 210	1 379	1 726	536	4 556
* IO-BAS	Bulgarian National Oceanographic Data Centre(BGODC)	Bulgaria	4 980	7 105	1 501	3 626	273	2 672
UkrSCES	Ukrainian scientific center of Ecology of Sea (UkrSCES)	Ukraine	6 612	6 612	968	968	267	6 612
* IHPT	IHPT, Hydrographic institute	Portugal	6 815	6 815	482	482	1 713	5 910
* IOLR	Israel Oceanographic and Limnological Research (IOLR)	Israel	8 444	8 444	2 712	2 712	333	3 371

* NIMRD	National Institute for Marine Research and Development Grigore Antipa	Romania	9 032	9 444	2 142	2 554	602	4 778	
* MFRI	Marine and Freshwater Research Institute (MFRI)	Iceland	9 438	9 438	3 524	3 524	0	5 614	
* ENEA	ENEA Centro Ricerche Ambiente Marino - La Spezia	Italy	9 887	9 887	798	798	284	1 813	
* NIB	National Institute of Biology - NIBMarine Biology Station	Slovenia	10 049	10 093	2 387	2 431	287	5 929	
* RBINS	Royal Belgian Institute of Natural Sciences	Belgium	13 441	13 441	1 112	1 112	0	1 908	
SIO-RAS	P.P.Shirshov Institute of Oceanology-RAS	Russian Federation	13 668	13 668	3 227	3 227	482	-25 155	
IMGW	Instytut Meteorologii i Gosodarki Wodnej	Poland	14 509	14 809	1 399	1 699	1 770	14 509	
SYKE	Finnish Environment Institute	Finland	17 993	18 456	11 786	12 249	5 162	17 993	
* NIOZ	NIOZ Royal Netherlands Institute for Sea Research	Netherlands	20 140	9 584	14 010	3 454	46	15 511	
* MI	Marine Institute	Ireland	20 663	30 977	12 414	22 728	0	15 962	
* HCMR	Hellenic Centre for Marine Research	Greece	24 361	27 151	8 372	11 162	260	12 337	
* MSI-TALTECH	Marine Systems Institute at Tallinn University of Technology	Estonia	30 810	30 701	4 336	4 227	-3	17 813	
* FMI	Finnish Meteorological Institute	Finland	33 351	38 003	19 851	24 503	0	31 140	
METU-IMS	Institute of Marine Sciences, Middle East Technical University	Turkey	33 856	33 943	5 839	5 926	2 222	30 774	
BSH	German Oceanographic Datacentre (NODC)	Germany	40 629	124 380	1 182	84 933	465	23 351	
IEO	IEO/Spanish Oceanographic Institute	Spain	54 192	66 449	13 836	26 093	4 265	22 777	
ICES	International Council for the Exploration of the Sea (ICES)	Denmark	94 287	105 931	70 116	81 760	369	94 287	
* SMHI	Swedish Meteorological and Hydrological Institute	Sweden	122 961	124 996	28 675	30 710	0	13 434	
* IMR	Institute of Marine Research - Norwegian Marine Data Centre (NMD)	Norway	129 064	138 534	17 427	26 897	3 808	114 271	
* NOC-BODC	British Oceanographic Data Centre	United Kingdom	143 208	236 308	33 205	126 305	2 973	95 151	
* RIHMI-WDC	All-Russia Research Institute of Hydrometeorological Information - World Data Centre	Russian Federation	143 693	143 693	12 361	12 361	12 003	86 568	
* OGS	OGS (Istituto Nazionale di Oceanografia e di Geofisica Sperimentale)	Italy	147 449	155 856	45 902	54 309	1 922	57 851	
SHOM	Shom	France	186 069	211 362	14 735	40 028	3 754	179 646	
AU	Aarhus University	Denmark	270 019	270 390	46 064	46 435	609	105 865	
* IFREMER	IFREMER / IDM/SISMER	France	785 434	475 741	474 677	164 984	24 240	579 235	
			TOTAL	2 434 749	2 404 990	871 517	841 758	70 306	1 566 575

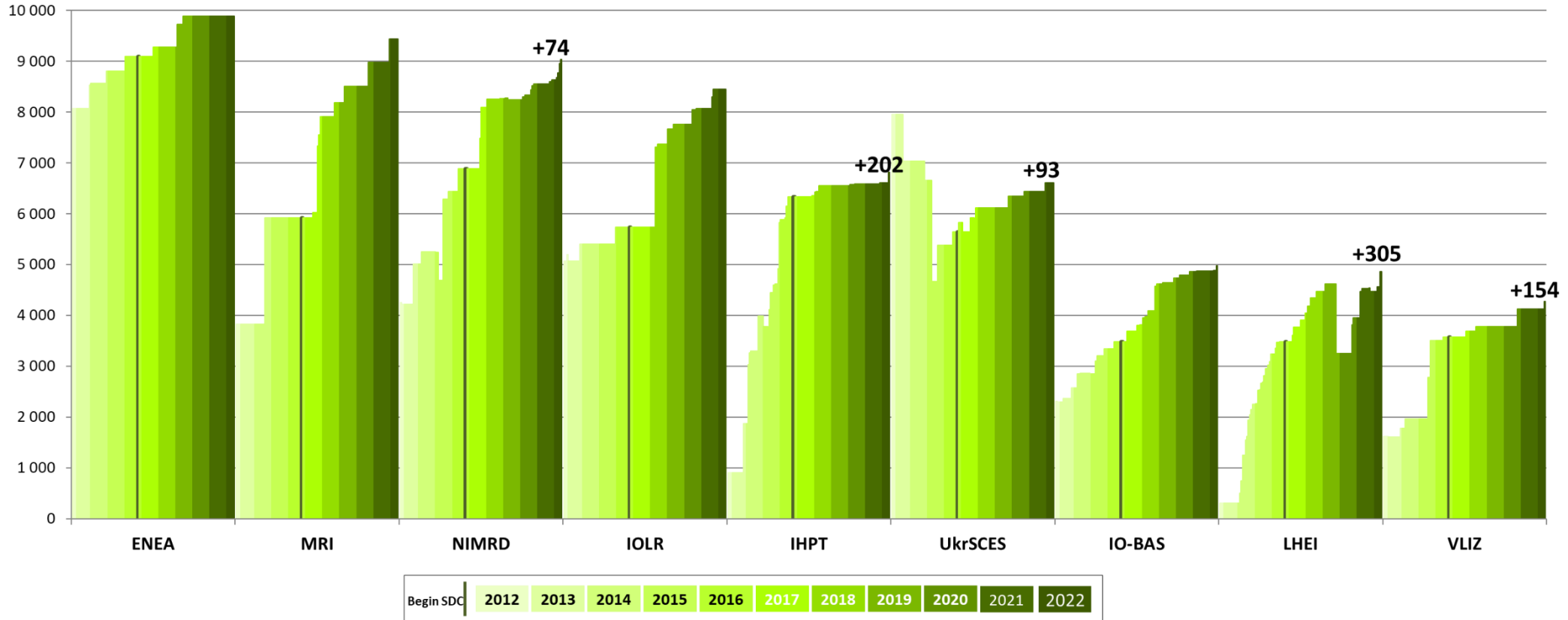
CDIs number per month and per distributors



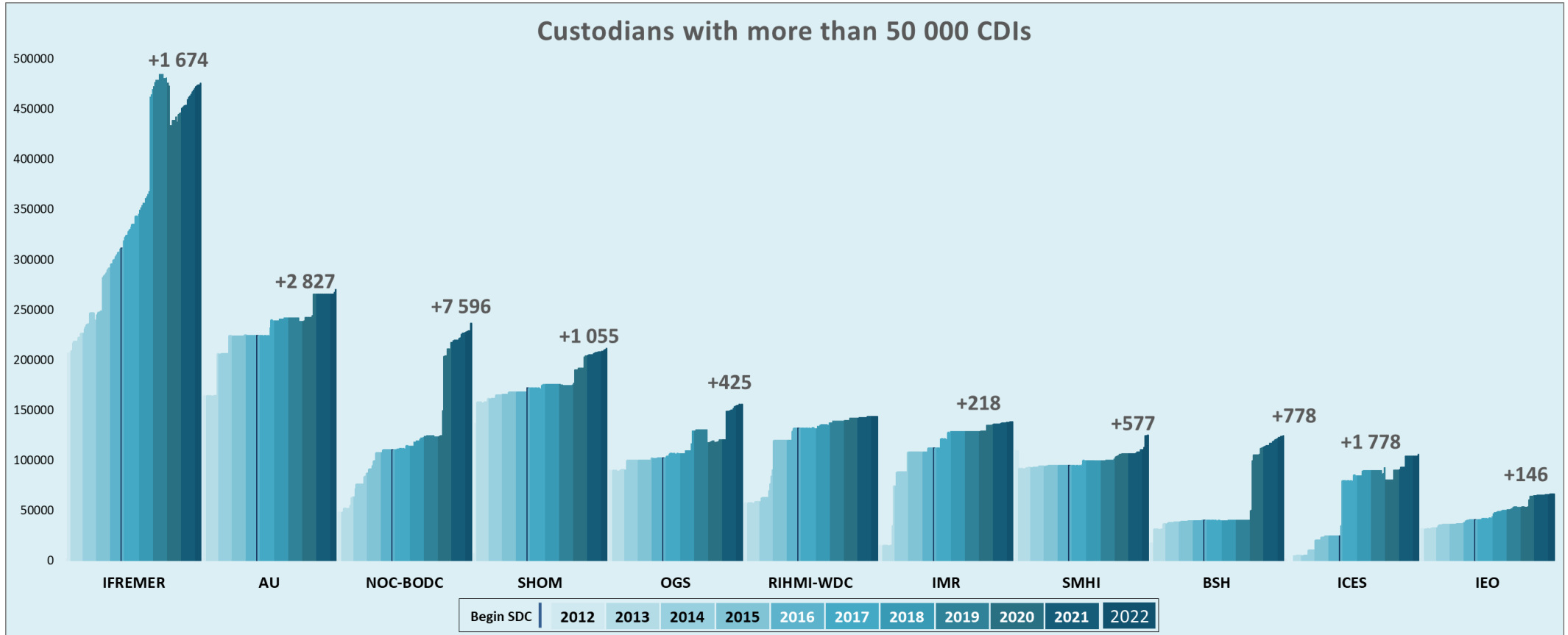
Distributors with 10 000 < CDIs < 50 000



Distributors with 4 000 < CDI entries < 10 000



CDIs number per month and per custodians

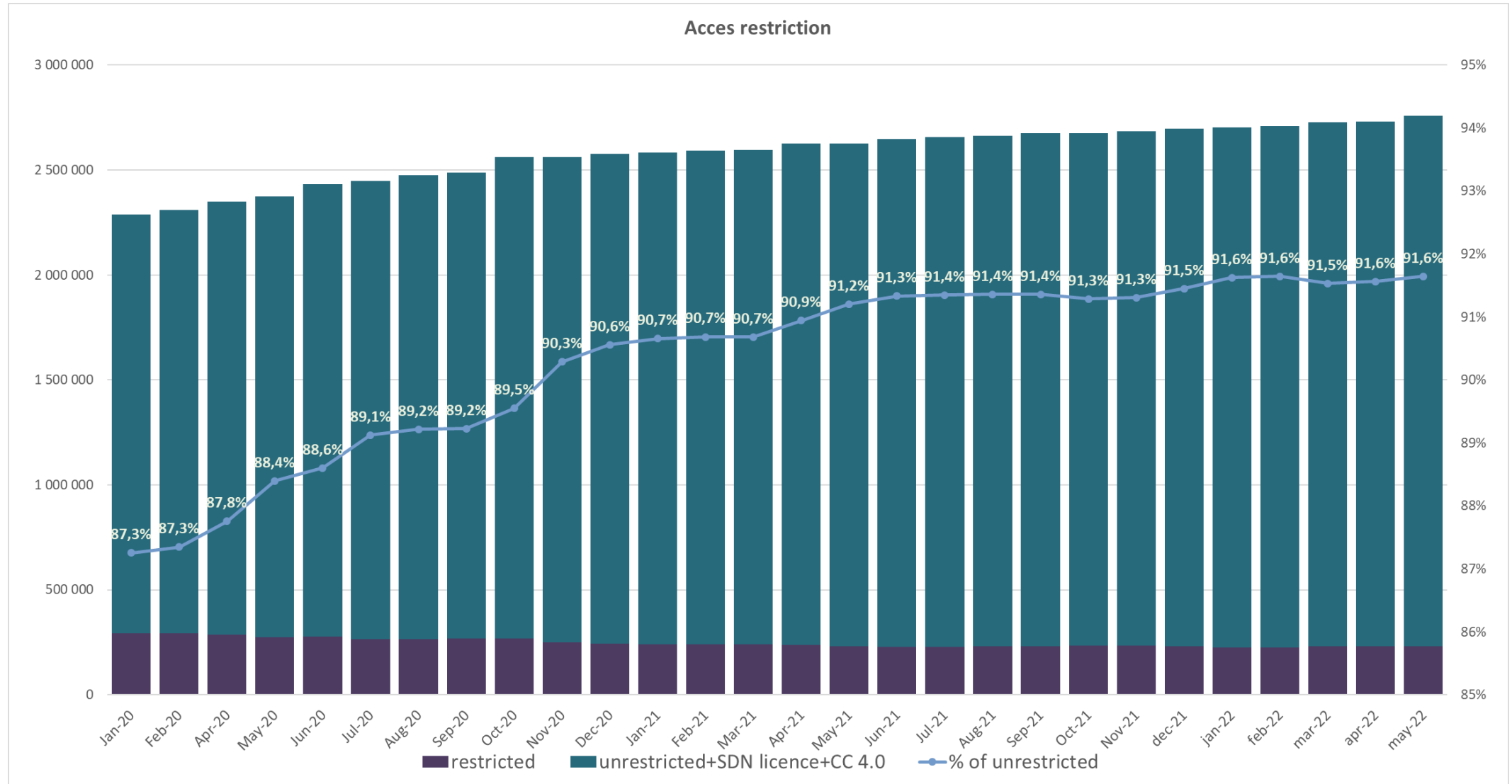


CDIs number per acces type

Since January 2020, the number of CDIs with restricted access decrease from 291 820 CDIs to 230 453 CDIs : 61 367 less.

Since June 2021 all access restrictions moved to only 2 differents access codes :

- 1) 'unrestricted', 'SeaDataNet licence' => **'Creative Commons Attribution 4.0 International'**
- 2) 'Commercial charge', 'moratorium', 'organisation', 'licence', 'no access', 'academic', 'by negotiation' => **'by negotiation'**



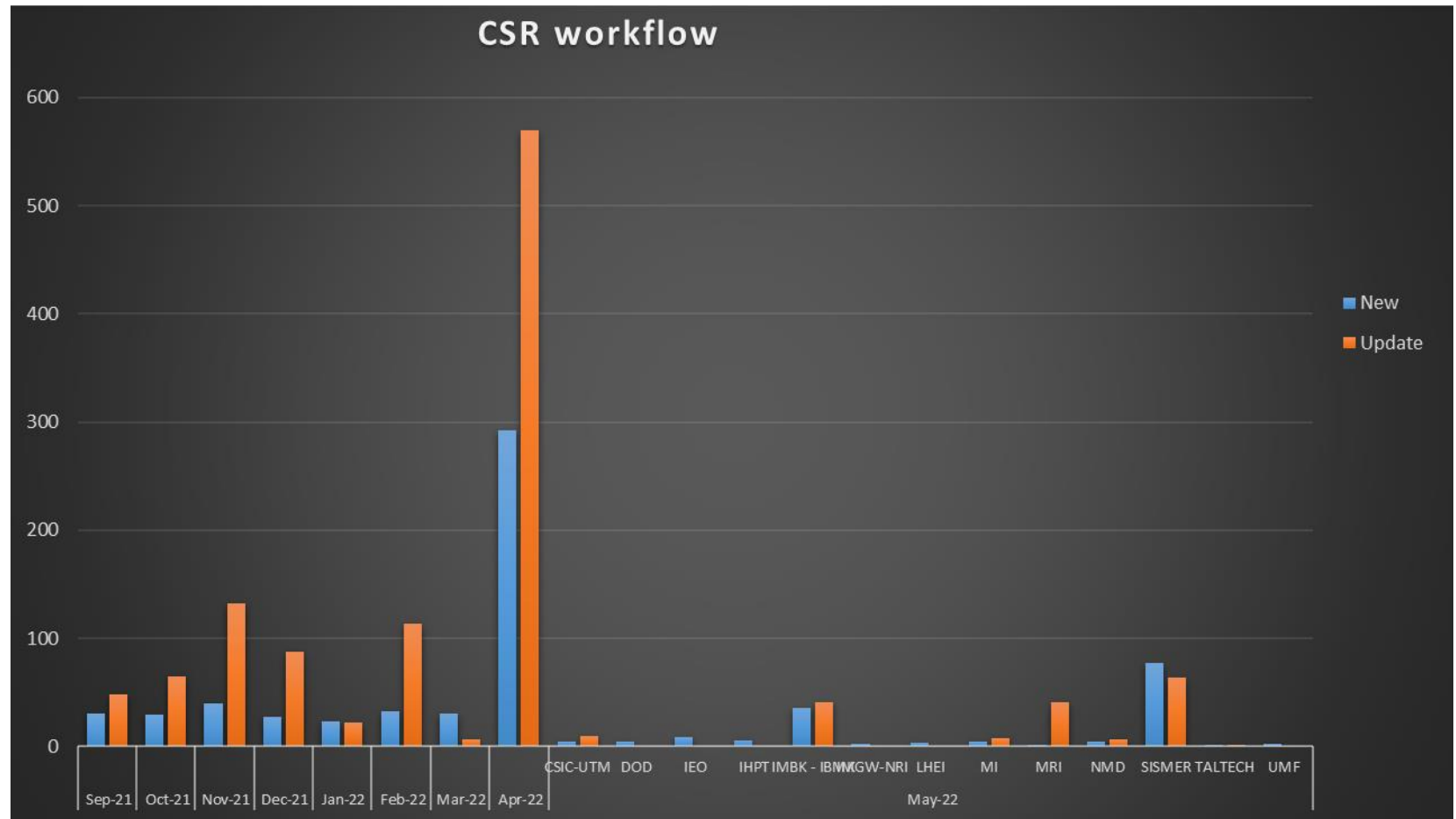
Statistics on CSR back office

This are the statistics from the new CSR back office allowing all partners to upload their CSR reports in the central catalogue.

This month, 151 new CSRs and 170 updates have been uploaded by CSIC-UTM, DOD, IEO, IHPT, IMBK – IBMK, IMGW-NRI, LHEI, MI, MRI, NMD, SISMER, TALTECH, UMF.

Detail of CSR delivery per centre is the following :

CSR workflow Sept 2021 - May 2022		
Nb CSRs		
	New	Update
Sep-21	30	48
Oct-21	29	65
Nov-21	40	132
Dec-21	27	88
Jan-22	23	22
Feb-22	32	114
Mar-22	30	6
Apr-22	292	570
May-22	151	170
CSIC-UTM	4	10
DOD	4	
IEO	8	
IHPT	5	
IMBK - IBMK	36	41
IMGW-NRI	2	
LHEI	3	
MI	4	7
MRI	1	41
NMD	4	6
SISMER	77	64
TALTECH	1	1
UMF	2	
Total	654	1215



History

Global counts on all catalogues in 2021

Catalogue	Jan-21	Feb-21	Mar-21	Apr-21	May-21	Jun-21	Jul-21	Aug-21	Sep-21	Oct-21	Nov-21	Dec-21
EDMO	4 403	4 413	4 434	4 441	4 460	4 470	4 481	4 486	4 487	4 497	4 502	4 509
EDMED	4 262	4 262	4 263	4 264	4 267	4 268	4 273	4 274	4 278	4 278	4 278	4 279
EDMERP	3 311	3 317	3 326	3 330	3 335	3 339	3 341	3 341	3 348	3 354	3 354	3 355
EDIOS-PRG	371	370	371	371	371	371	371	371	371	371	371	371
-Series	16 653	16 654	16 656	16 656	16 656	16 656	16 656	16 656	16 657	16 657	16 657	16 657
CSR	60 783	60 822	61 276	61 343	63 030	63 079	64 458	64 567	64 624	64 667	64 722	64 764
CDI	2 584 536	2 591 431	2 596 096	2 625 498	2 626 427	2 646 959	2 656 975	2 663 701	2 676 060	2 676 121	2 683 271	2 697 131

Global counts on all catalogues in 2020

Catalogue	Jan-20	Feb-20	Mar-20	Apr-20	May-20	Jun-20	Jul-20	Aug-20	Sep-20	Oct-20	Nov-20	Dec-20
EDMO	4 249	4 267	4 278	4 291	4 298	4 316	4 320	4 331	4 349	4 365	4 374	4 388
EDMED	4 225	4 227	4 228	4 232	4 234	4 245	4 247	4 249	4 250	4 252	4 254	4 259
EDMERP	3 166	3 170	3 177	3 190	3 205	3 239	3 254	3 278	3 289	3 300	3 300	3 307
EDIOS-PRG	368	370	370	370	370	370	370	370	370	370	370	370
-Series	16 645	16 645	16 645	16 645	16 645	16 645	16 645	16 651	16 652	16 652	16 652	16 652
CSR	57 920	58 136	58 177	58 261	58 315	58 560	58 935	59 414	60 159	59 599	60 167	60 995
CDI	2 289 624	2 311 070	2 333 919	2 349 773	2 375 117	2 433 487	2 447 194	2 474 835	2 487 180	2 561 271	2 563 223	2 576 807

Global counts on all catalogues in 2019

Catalogue	Jan-19	Feb-19	Mar-19	Apr-19	May-19	Jun-19	Jul-19	Aug-19	Sep-19	Oct-19	Nov-19	Dec-19
EDMO	4 105	4 110	4 117	4 131	4 138	4 177	4 181	4 190	4 195	4 211	4 227	4 234
EDMED	4 198	4 198	4 203	4 205	4 207	4 205	4 205	4 206	4 209	4 210	4 213	4 223
EDMERP	3 125	3 128	3 133	3 133	3 135	3 138	3 144	3 144	3 149	3 159	3 163	3 164
EDIOS-PRG	363	363	363	363	363	363	363	363	367	367	367	367
CSR	56 877	56 943	57 089	57 148	57 267	57 331	57 437	57 474	57 537	57 637	57 749	57 866
CDI	2 289 929	2 294 771	2 299 924	2 302 286	2 306 093	2 316 223	2 316 610	2 316 610	2 316 610	2 281 710	2 283 087	2 288 566

Global counts on all catalogues in 2018

Catalogue	Jan-18	Feb-18	Mar-18	Apr-18	May-18	Jun-18	Jul-18	Aug-18	Sep-18	Oct-18	Nov-18	Dec-18
EDMO	3 927	3 931	3 940	3 952	3 968	3 981	3 997	3 999	4 010	4 021	4 068	4 078
EDMED	4 154	4 158	4 162	4 166	4 166	4 170	4 173	4 189	4 191	4 182	4 187	4 187
EDMERP	3 042	3 048	3 051	3 054	3 058	3 062	3 068	3 071	3 073	3 083	3 105	3 106
EDIOS-PRG	362	362	362	362	362	362	363	363	363	363	363	363
CSR	55 399	55 485	55 630	55 709	55 783	55 937	55 982	56 085	56 316	56 436	56 694	56 783
CDI	2 101 090	2 106 680	2 110 688	2 122 824	2 137 067	2 146 266	2 148 856	2 152 074	2 159 216	2 262 108	2 276 264	2 283 986

Global counts on all catalogues in 2017

Catalogue	Jan-17	Feb-17	Mar-17	Apr-17	May-17	Jun-17	Jul-17	Aug-17	Sep-17	Oct-17	Nov-17	Dec-17
EDMO	3 802	3 812	3 826	3 832	3 838	3 869	3 880	3 886	3 891	3 899	3 915	3 920
EDMED	4 082	4 085	4 084	4 096	4 099	4 101	4 101	4 108	4 131	4 135	4 142	4 149
EDMERP	2 981	2 988	2 990	2 990	2 992	2 993	3 000	3 016	3 018	3 020	3 026	3 036
EDIOS-PRG	362	362	362	362	362	362	362	362	362	362	362	362
CSR	53 850	53 892	53 974	54 175	54 218	54 217	54 250	54 387	54 795	54 949	55 052	55 178
CDI	1 947 452	1 949 991	1 955 483	1 968 060	1 971 285	1 974 509	1 977 738	1 980 818	2 000 402	2 063 832	2 081 618	2 093 605

Global counts on all catalogues in 2016

Catalogue	Jan-16	Feb-16	Mar-16	Apr-16	May-16	Jun-16	Jul-16	Aug-16	Sep-16	Oct-16	Nov-16	Dec-16
EDMO	3 671	3 670	3 686	3 691	3 695	3 712	3 730	3 733	3 747	3 758	3 775	3 791
EDMED	4 060	4 066	4 007	4 061	4 062	4 067	4 069	4 074	4 076	4 077	4 077	4 077
EDMERP	2 903	2 961	2 961	2 961	2 966	2 971	2 971	2 974	2 975	2 975	2 975	2 979
EDIOS-PRG	362	362	362	362	362	362	362	362	362	362	362	362
CSR	54 182	54 339	54 422	55 100	55 119	55 178	55 216	55 238	55 264	53 484	53 537	53 669
CDI	1 813 947	1 819 492	1 824 402	1 825 957	1 844 660	1 854 787	1 858 162	1 864 378	1 869 790	1 873 823	1 884 034	1 936 759

Global counts on all catalogues in 2015

Catalogue	Jan-15	Feb-15	Mar-15	Apr-15	May-15	Jun-15	Jul-15	Aug-15	Sep-15	Oct-15	Nov-15	Dec-15
EDMO	3 210	3 223	3 275	3 324	3 422	3 532	3 556	3 564	3 583	3 619	3 639	3 659
EDMED	3 980	3 982	3 984	3 984	3 990	3 992	4 014	4 034	4 053	4 055	4 054	4 060
EDMERP	2 858	2 866	2 878	2 878	2 886	2 898	2 900	2 900	2 901	2 903	2 903	2 903
EDIOS-PRG	360	360	361	361	361	361	361	361	362	362	362	362
CSR	52 977	53 028	53 238	53 304	53 400	53 463	53 553	53 602	53 836	53 938	54 057	54 135
CDI	1 714 285	1 721 708	1 721 604	1 720 724	1 709 958	1 764 762	1 767 715	1 779 199	1 784 327	1 796 791	1 800 648	1 809 541

Global counts on all catalogues in 2014

Catalogue	Jan-14	Feb-14	Mar-14	Apr-14	May-14	Jun-14	Jul-14	Aug-14	Sep-14	Oct-14	Nov-14	Dec-14
EDMO	2 451	2 467	2 651	2 685	2 688	2 692	2 693	2 701	2 875	3 103	3 199	3 212
EDMED	3 944	3 945	3 945	3 947	3 948	3 955	3 957	3 960	3 961	3 962	3 963	3 965
EDMERP	2 787	2 808	2 830	2 832	2 834	2 837	2 841	2 844	2 847	2 849	2 850	2 857
EDIOS-PRG	359	360	360	360	360	360	360	360	360	360	360	360
CSR	51 724	51 788	51 941	52 012	52 012	52 151	52 190	52 506	52 566	52 603	52 650	52 657
CDI	1 498 793	1 537 556	1 558 428	1 566 528	1 569 847	1 575 035	1 604 916	1 612 514	1 621 749	1 626 904	1 631 984	1 662 548

Global counts on all catalogues in 2012/2013

Catalogue	Sept-12	Oct-12	Nov-12	Dec-12	Jan-13	Feb-13	Mar-13	Apr-13	May-13	Aug-13	Sep-13	Oct-13	Nov-13	Dec-13
EDMO	2 261	2 283	2 296	2 304	2 330	2 351	2 359	2 362	2 370	2 384	2 404	2 404	2 423	2 431
EDMED	3 834	3 834	3 834	3 834	3 834	3 834	3 882	3 885	3 885	3 889	3 901	3 901	3 925	3 944
EDMERP	2 617	2 637	2 667	2 674	2 683	2 684	2 685	2 686	2 690	2 698	2 710	2 710	2 772	2 772
EDIOS-PRG	350	350	350	350	353	353	353	353	354	356	358	359	359	359
CSR	48 824	48 975	49 326	49 750	50 917	51 033	51 276	51 647	50 973	51 181	51 207	51 259	51 588	51 730
CDI	1 088 322	1 097 399	1 241 010	1 267 669	1 274 982	1 291 491	1 302 629	1 311 827	1 317 191	1 350 455	1 356 245	1 360 236	1 386 446	1 496 950