

December 2022 – SeaDataNet catalogues follow-up

All documents used to write this report are available on the extranet of the project under [SeaDataCloud > Follow up](#).

In December 2022, global increases on catalogues :

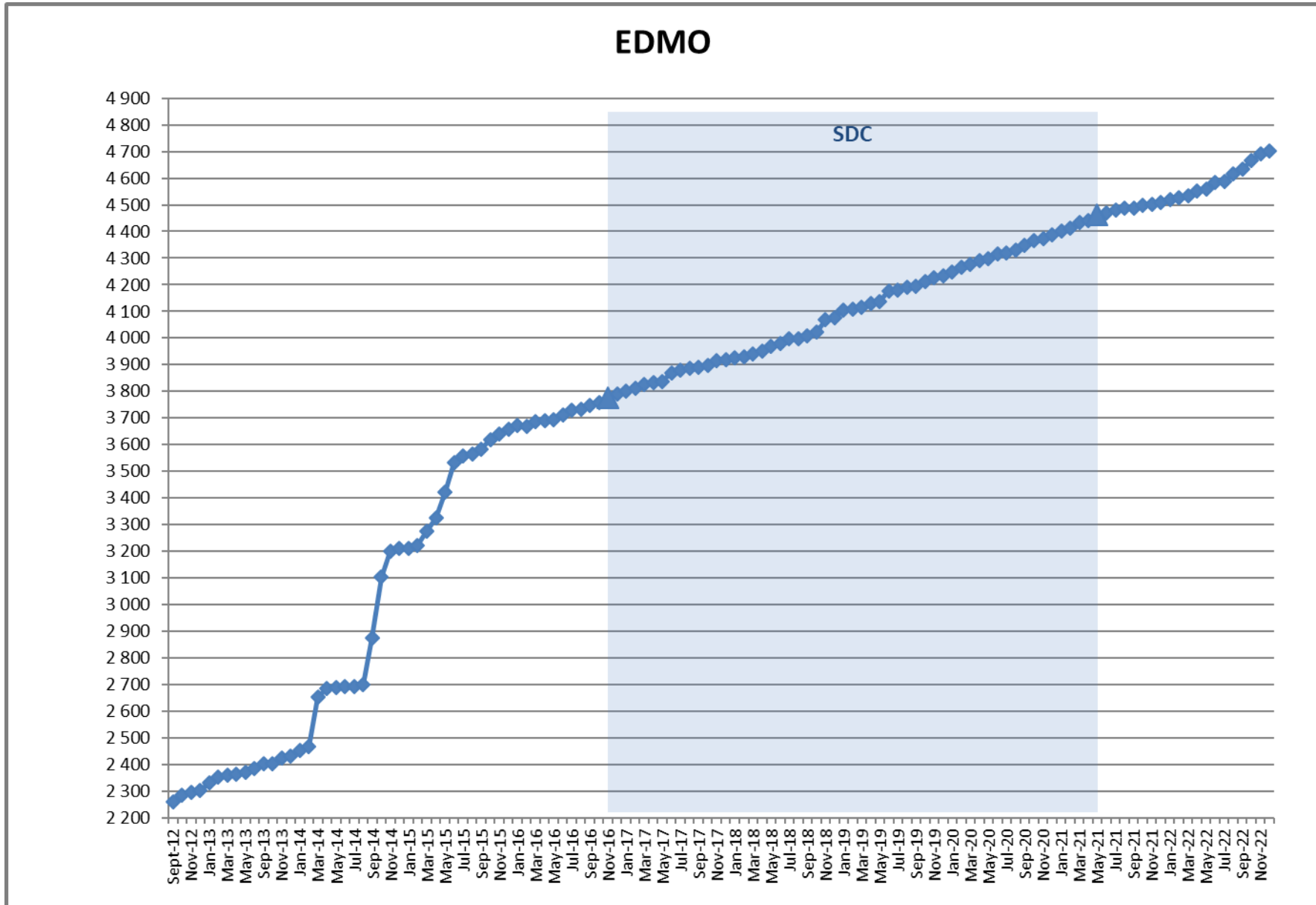
- **EDMO (Marine organisations)** : **+12** - Total : **4 703**
- **EDMED (Data sets)** : **+2** - Total : **4 324**
- **EDMERP (Projects)** : **+10** - Total : **3 423**
- **EDIOS-PRG**
 - Programmes : - Total : **372**
 - Series : - Total : **17 020**
- **CSR (Cruises)** : **+222** - Total : **64 363**
- **CDI (Data)** : **+4 644** - Total : **2 831 011**

Since the beginning of SeaDataCloud :

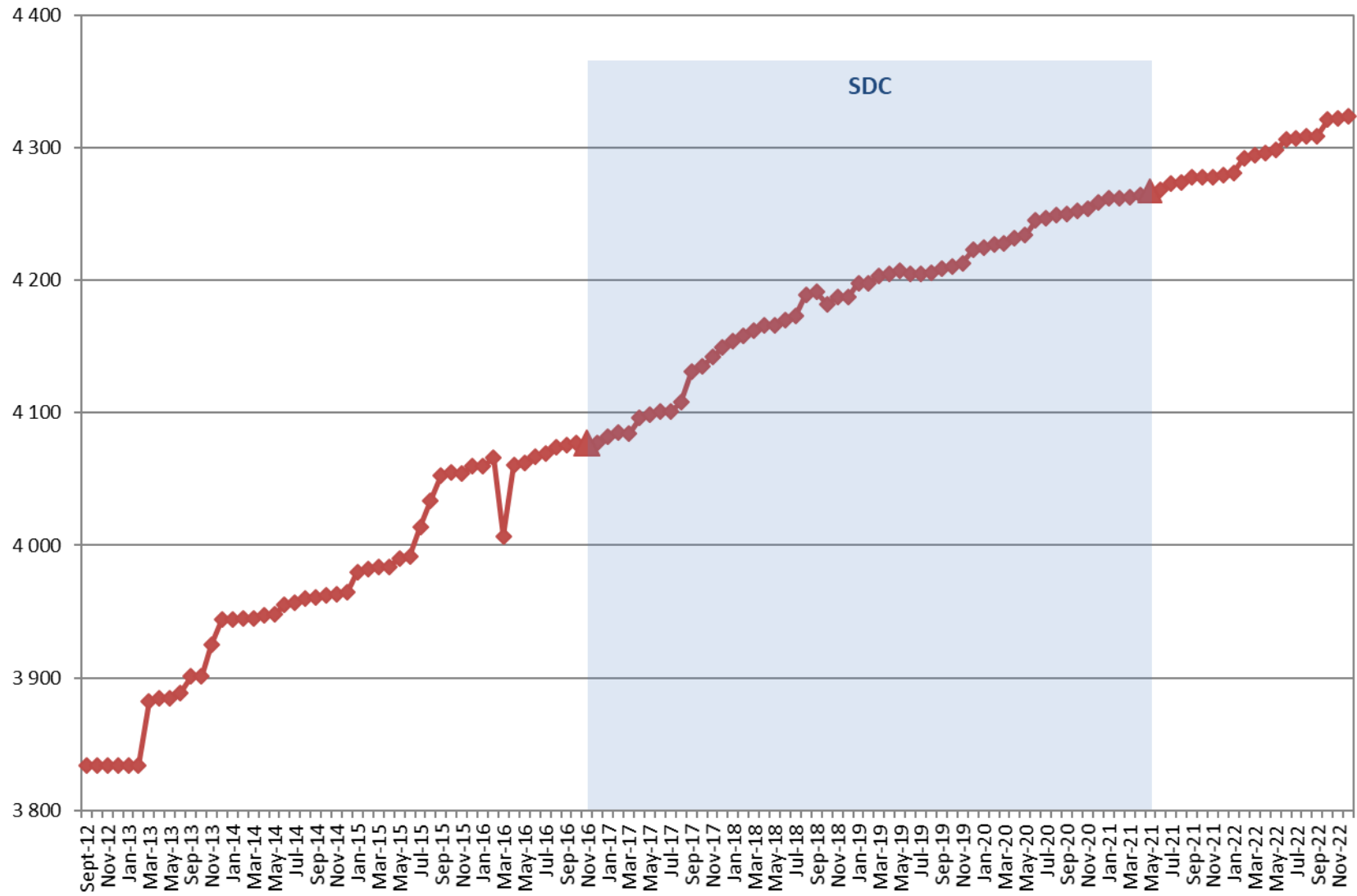
Catalogue	Dec-22	Nov-22	Oct-22	Sep-22	Aug-22	Jul-22	Jun-22	May-22	Apr-22	Mar-22	Feb-22	Jan-22	Oct-16	Increase*
EDMO	4 703	4 691	4 667	4 634	4 616	4 588	4 584	4 560	4 551	4 533	4 526	4 521	3 758	945
EDMED	4 324	4 322	4 321	4 309	4 309	4 307	4 306	4 298	4 296	4 294	4 292	4 281	4 077	247
EDMERP	3 423	3 413	3 406	3 401	3 397	3 395	3 374	3 373	3 367	3 367	3 365	3 364	2 975	448
EDIOS-PRG	372	372	372	372	372	371	371	371	371	371	371	371	362	10
EDIOS-Series	17 020	17 020	16 667	16 667	16 667	16 666	16 666	16 666	16 666	16 666	16 666	16 657	16 613	407
CSR	64 363	64 141	63 032	62 512	62 226	62 096	61 820	65 354	65 328	65 009	64 895	64 815	53 484	10 879
CDI	2 831 011	2 826 367	2 819 264	2 813 360	2 806 350	2 801 184	2 777 414	2 758 139	2 731 329	2 728 713	2 708 033	2 702 535	1 873 823	957 188

(*) Increase since beginning of SeaDataCloud (01/11/2016)

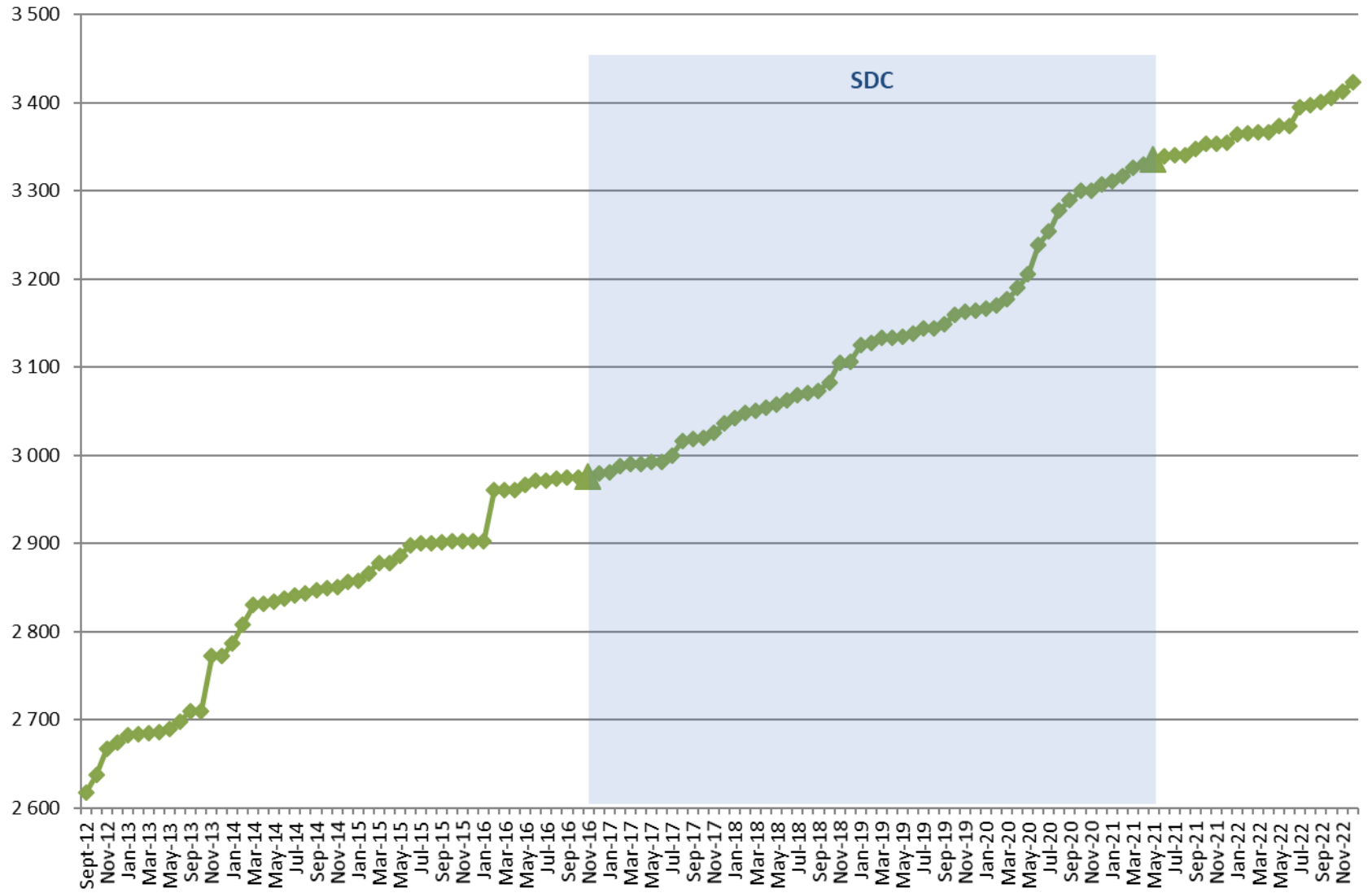
Nb of EDMO, EDMED, EDMERP, EDIOS, CSR and CDI per month



EDMED

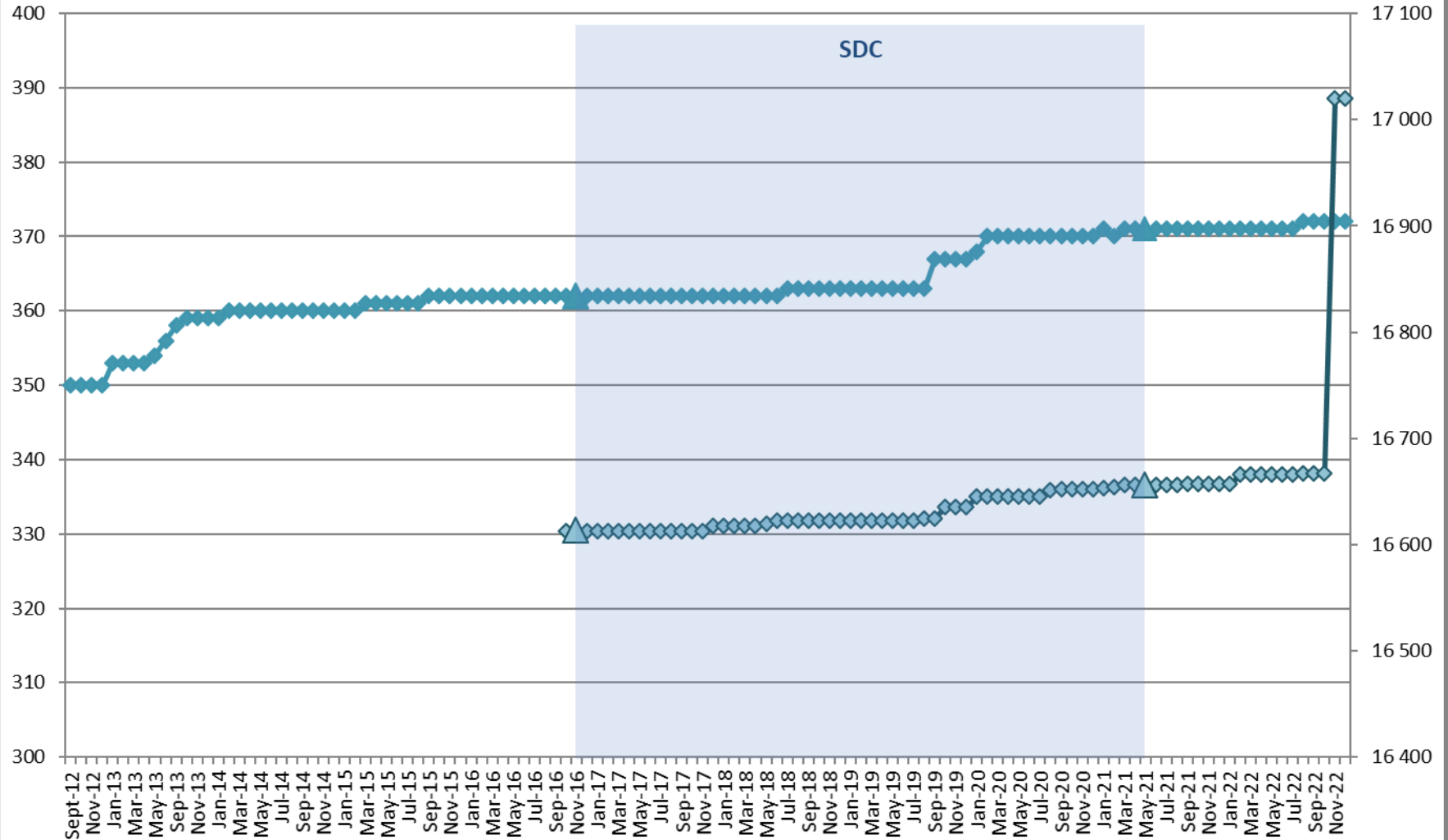


EDMERP

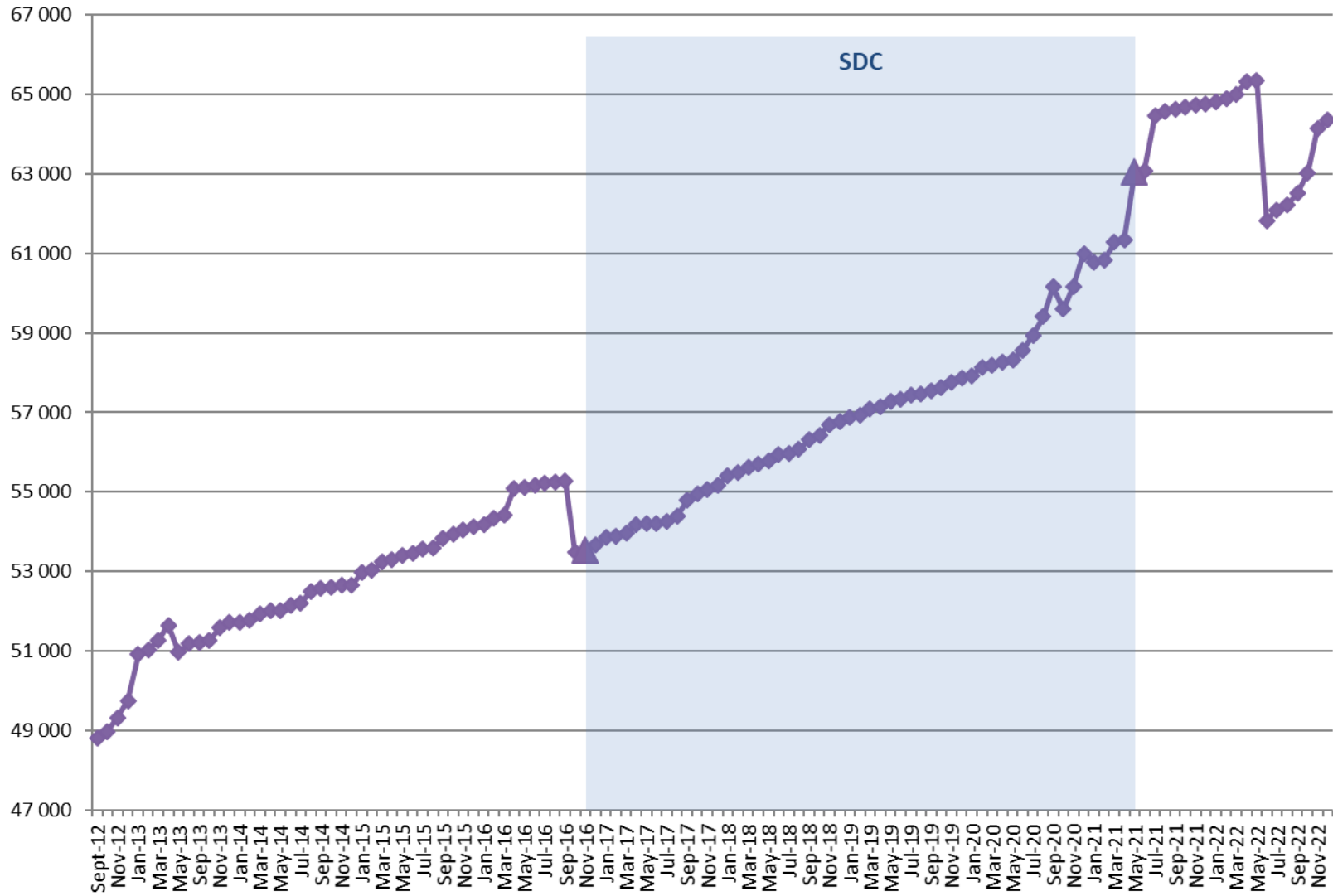


EDIOS

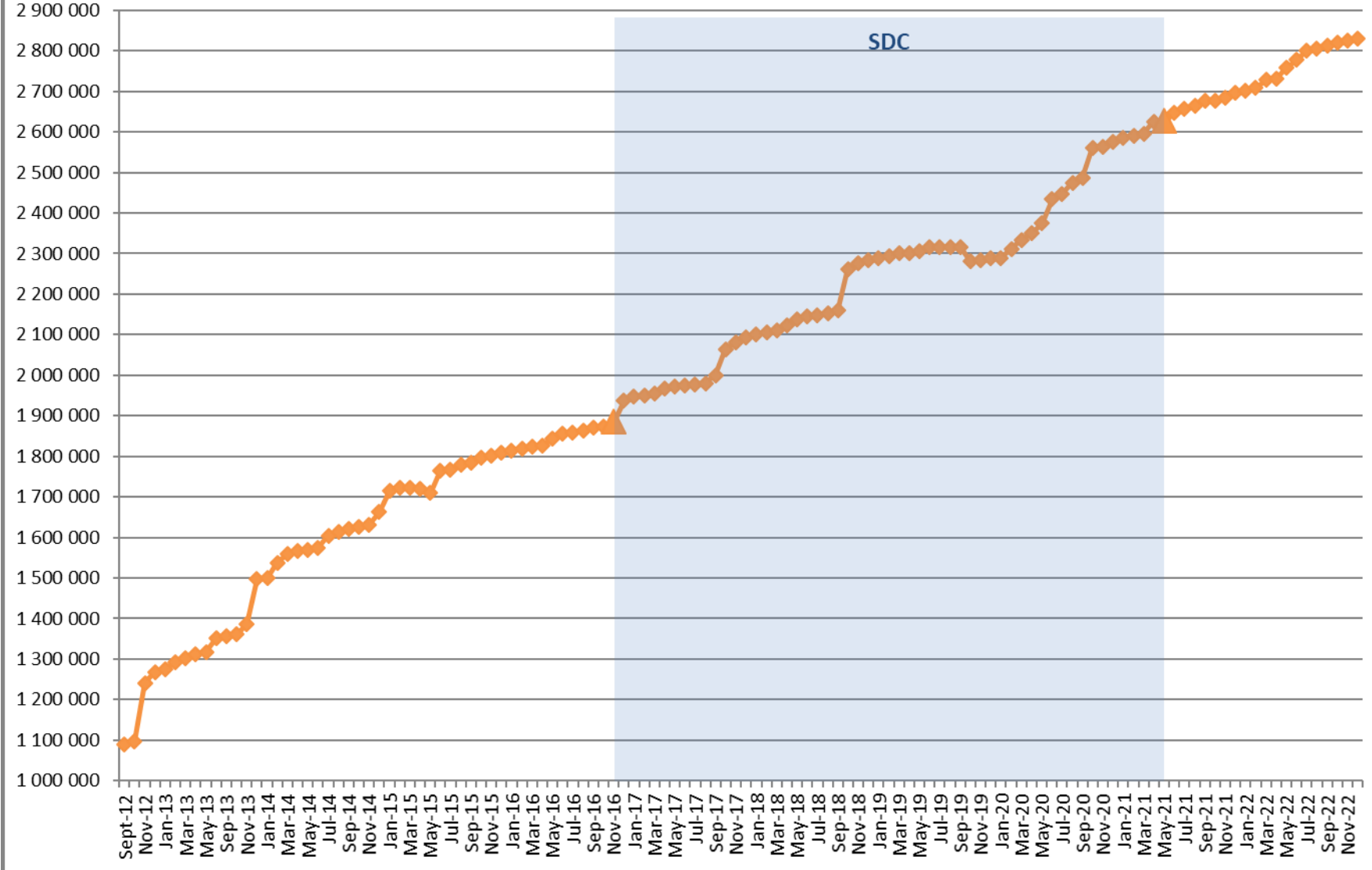
◆ Programmes ◆ Series



CSR



CDI



Statistics on CDI catalogue

Details of last month upgrades per SeaDataNet AISBL members are the following:

AISBL members	CDI partner	Country	Last increase as distributor	Last increase as custodian
	BSH	Germany	0	+904
*	FMI	Finland	0	+35
*	HCMR	Greece	0	+56
	GEOMAR	Germany	0	+3
	IEO	Spain	+350	+463
*	IFREMER	France	+4 260	+1 287
*	IMR	Norway	0	+306
*	IO-BAS	Bulgaria	+14	+58
*	IOPAN	Poland	0	+80
*	LHEI	Latvia	+14	+14
*	MI	Ireland	0	+66
*	NOC-BODC	United Kingdom	0	+542
*	OGS	Italy	+29	+299
	SHOM	France	0	+431
*	UTM-CSIC	Spain	+1	+1
	TOTAL	15	+4 668	+4 545
	For AISBL members	5	+4 318	+2 744

- 5 SeaDataNet AISBL members (as distributor) have added data in the CDI catalogue, for a total increase of **+4 318** records.
- 2 other partners, not in the SeaDataNet AISBL, have worked for an increase of **+326** records.

There are 117 distributor of CDIs :

- 29 SeaDataNet AISBL members and
- 88 other partners.

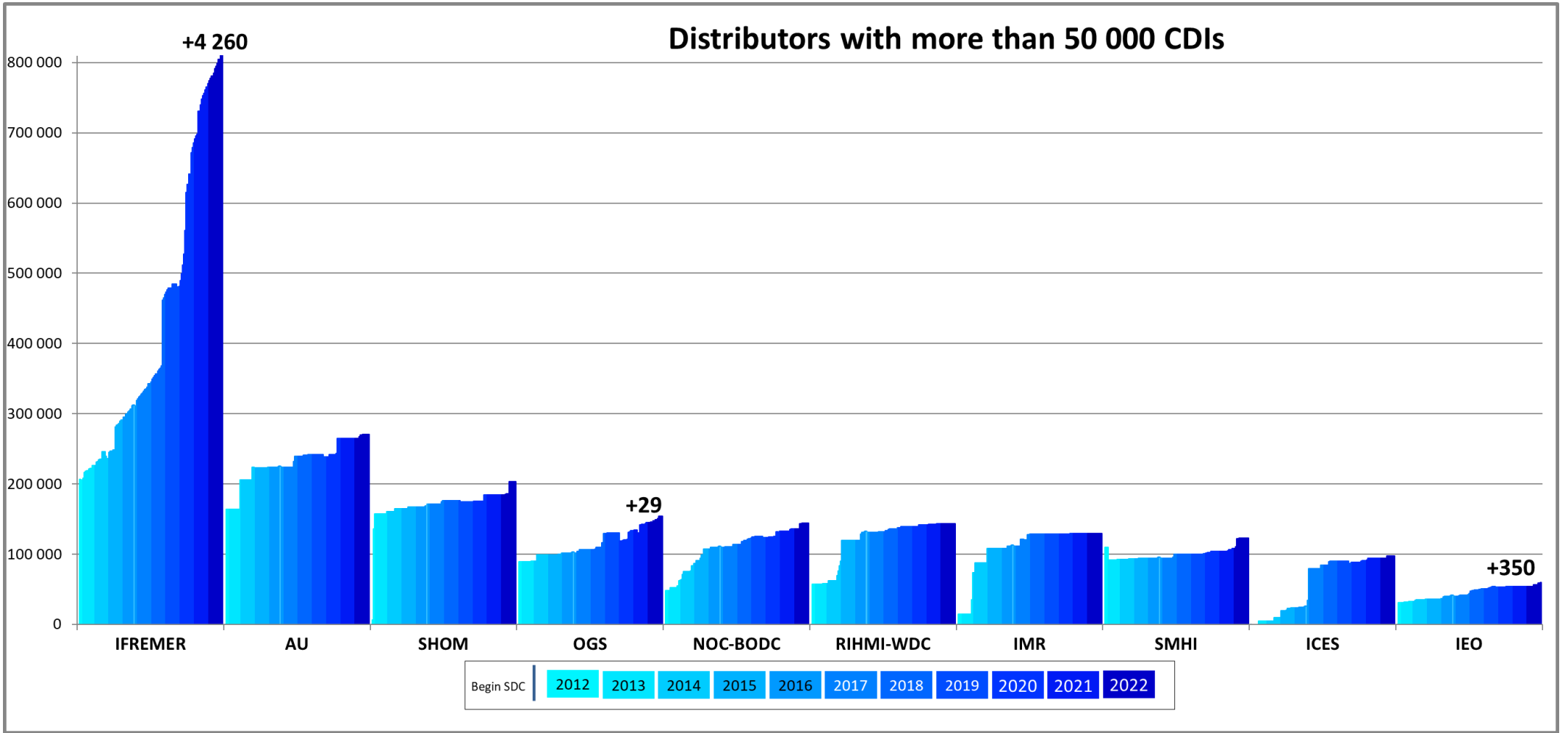
Since the beginning of the follow-up reports (October 2012), the increase in CDI since start SDC (November 2016), between end SDN2 (September 2015) and start SDC, increase since SDN2, per partner, is the following:

*** Members of SeaDataNet AISBL**

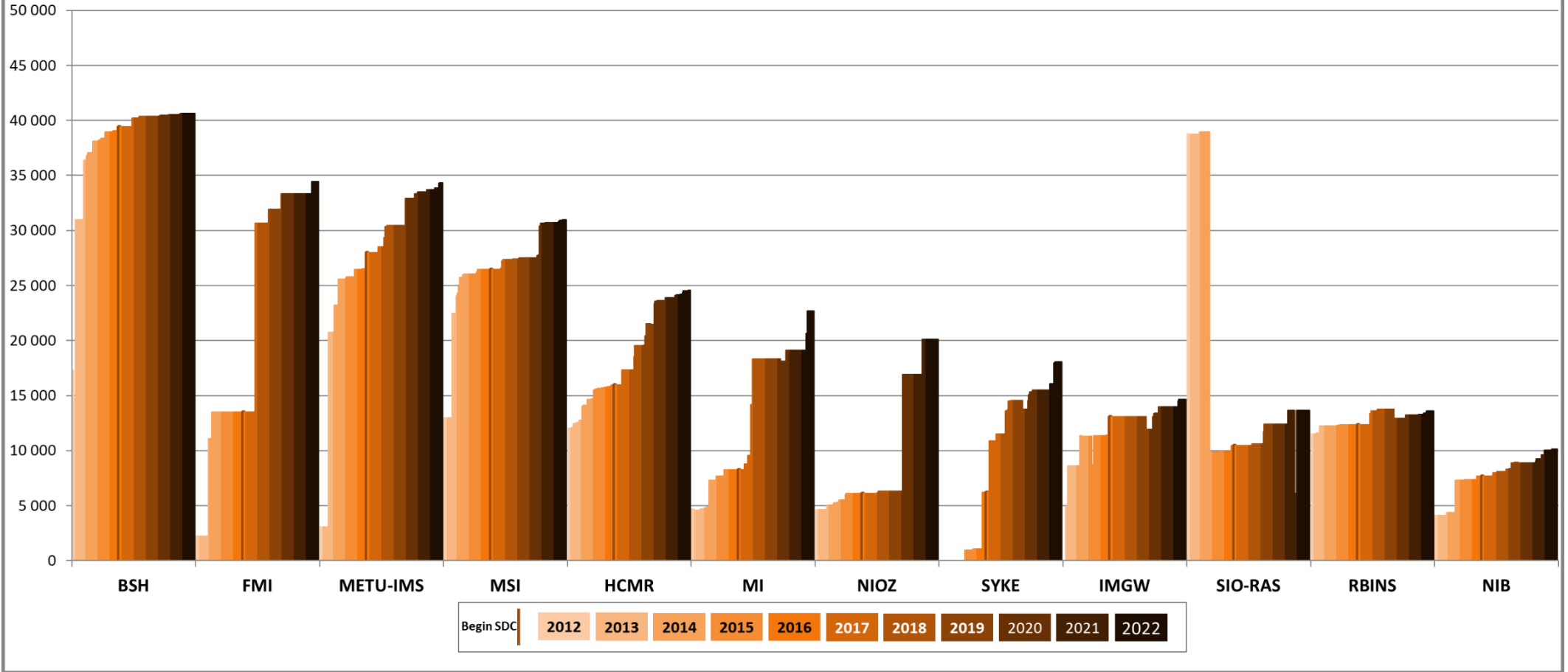
* CDI partner	Name of partner	Country	Nb as distributor 05/01/2023	Nb as Custodian 05/01/2023	Increase as distributor since start SDC	Increase as custodian since start SDC	Increase as distributor between SDN2 and SDC	Increase as distributor since start SDN2
GEOMAR	Helmholtz Centre for Ocean Research Kiel	Germany	0	15 739	0	15 739	0	-
CNRS/OSU-SBR	Roscoff Marine Station, Sorbonne Universités, UPMC Univ Paris 06 and CNRS	France	2	735	2	735	0	2
CNRS/MIO	CNRS/Mediterranean Institute of Oceanography-LUMINY (MIO)-UMR 7294/235/110	France	70	70	70	70	0	70
CNR	CNR - Institute of Atmospheric Sciences and Climate (ISAC) (Rome)	Italy	874	874	621	621	0	874
* UTM-CSIC	UTM-CSIC/Marine Technology Unit	Spain	946	960	940	954	0	946
* INSTM	Institut National des Sciences et Technologies de la Mer	Tunisia	973	973	4	4	0	973
* IMB-MNE	Institute of Marine Biology - University of Montenegro	Montenegro	1 198	1 402	492	696	647	1 176
* TSU-DNA	Iv.Javakhishvili Tbilisi State University	Georgia	1 241	1 244	289	292	34	346
* UM	University Of Malta	Malta	1 925	2 047	900	1 022	393	1 297
* IOPAN	IOPAN	Poland	2 856	9 505	2 838	9 487	0	2 856
* IOF	Institute of Oceanography and Fisheries	Croatia	3 163	3 205	930	972	490	1 587
* ORION	ORION Joint Research and Development Center	Cyprus	3 662	3 690	3 662	3 690	0	3 662
CNRS/OASU	Aquitaine Observatory of Sciences of the Universe - University of Bordeaux (OASU)	France	3 933	3 933	3 933	3 933	33	3 933
* VLIZ	Flanders Marine Institute	Belgium	4 273	4 293	701	721	74	2 654
* IO-BAS	Bulgarian National Oceanographic Data Centre(BGODC)	Bulgaria	5 029	7 394	1 550	3 915	273	2 721
* LHEI	Latvian Institute of Aquatic Ecology	Latvia	5 034	5 467	1 550	1 983	536	4 727
UkrSCES	Ukrainian scientific center of Ecology of Sea (UkrSCES)	Ukraine	6 612	6 612	968	968	267	6 612
* IHPT	IHPT, Hydrographic institute	Portugal	7 434	7 434	1 101	1 101	1 713	6 529
* IOLR	Israel Oceanographic and Limnological Research (IOLR)	Israel	8 572	8 572	2 840	2 840	333	3 499
* NIMRD	National Institute for Marine Research and Development Grigore Antipa	Romania	9 032	9 444	2 142	2 554	602	4 778
* MFRI	Marine and Freshwater Research Institute (MFRI)	Iceland	9 438	9 438	3 524	3 524	0	5 614
* ENEA	ENEA Centro Ricerche Ambiente Marino - La Spezia	Italy	9 887	9 887	798	798	284	1 813

* NIB	National Institute of Biology - NIBMarine Biology Station	Slovenia	10 159	10 203	2 497	2 541	287	6 039
* RBINS	Royal Belgian Institute of Natural Sciences	Belgium	13 624	13 624	1 295	1 295	0	2 091
SIO-RAS	P.P.Shirshov Institute of Oceanology-RAS	Russian Federation	13 668	13 668	3 227	3 227	482	-25 155
IMGW	Instytut Meteorologii i Gosodarki Wodnej	Poland	14 668	14 968	1 558	1 858	1 770	14 668
SYKE	Finnish Environment Institute	Finland	18 097	18 622	11 890	12 415	5 162	18 097
* NIOZ	NIOZ Royal Netherlands Institute for Sea Research	Netherlands	20 140	9 584	14 010	3 454	46	15 511
* MI	Marine Institute	Ireland	22 672	34 743	14 423	26 494	0	17 971
* HCMR	Hellenic Centre for Marine Research	Greece	24 576	27 566	8 587	11 577	260	12 552
* MSI-TALTECH	Marine Systems Institute at Tallinn University of Technology	Estonia	30 986	30 877	4 512	4 403	-3	17 989
METU-IMS	Institute of Marine Sciences, Middle East Technical University	Turkey	34 321	34 408	6 304	6 391	2 222	31 239
* FMI	Finnish Meteorological Institute	Finland	34 441	39 529	20 941	26 029	0	32 230
BSH	German Oceanographic Datacentre (NODC)	Germany	40 633	129 628	1 186	90 181	465	23 355
IEO	IEO/Spanish Oceanographic Institute	Spain	59 530	72 749	19 174	32 393	4 265	28 115
ICES	International Council for the Exploration of the Sea (ICES)	Denmark	97 877	107 816	73 706	83 645	369	97 877
* SMHI	Swedish Meteorological and Hydrological Institute	Sweden	123 247	125 282	28 961	30 996	0	13 720
* IMR	Institute of Marine Research - Norwegian Marine Data Centre (NMD)	Norway	129 128	140 650	17 491	29 013	3 808	114 335
* RIHMI-WDC	All-Russia Research Institute of Hydrometeorological Information - World Data Centre	Russian Federation	143 693	143 693	12 361	12 361	12 003	86 568
* NOC-BODC	British Oceanographic Data Centre	United Kingdom	144 405	240 666	34 402	130 663	2 973	96 348
* OGS	OGS (Istituto Nazionale di Oceanografia e di Geofisica Sperimentale)	Italy	154 008	163 733	52 461	62 186	1 922	64 410
SHOM	Shom	France	203 510	231 025	32 176	59 691	3 754	197 087
AU	Aarhus University	Denmark	270 364	270 735	46 409	46 780	609	106 210
* IFREMER	IFREMER / IDM/SISMER	France	814 952	486 897	504 195	176 140	24 240	608 753
		TOTAL	2 504 853	2 473 584	941 621	910 352	70 313	1 636 679

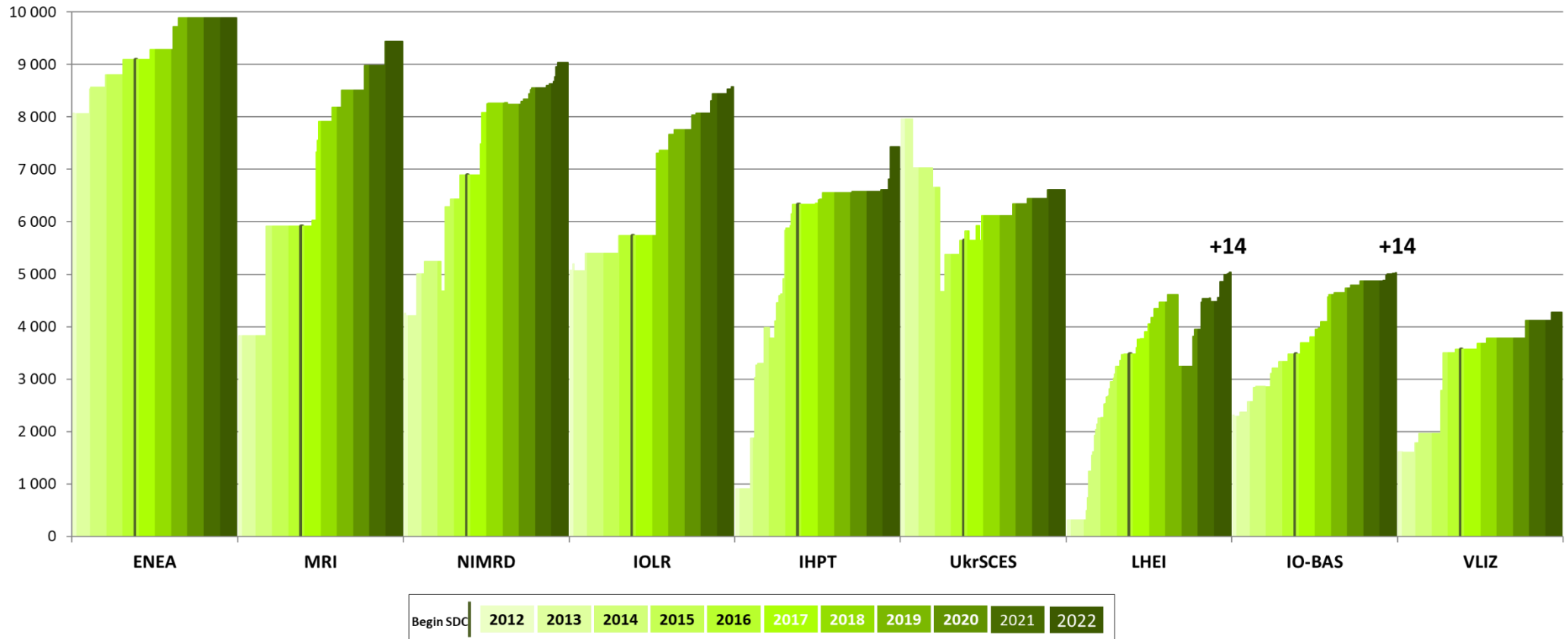
CDIs number per month and per distributors




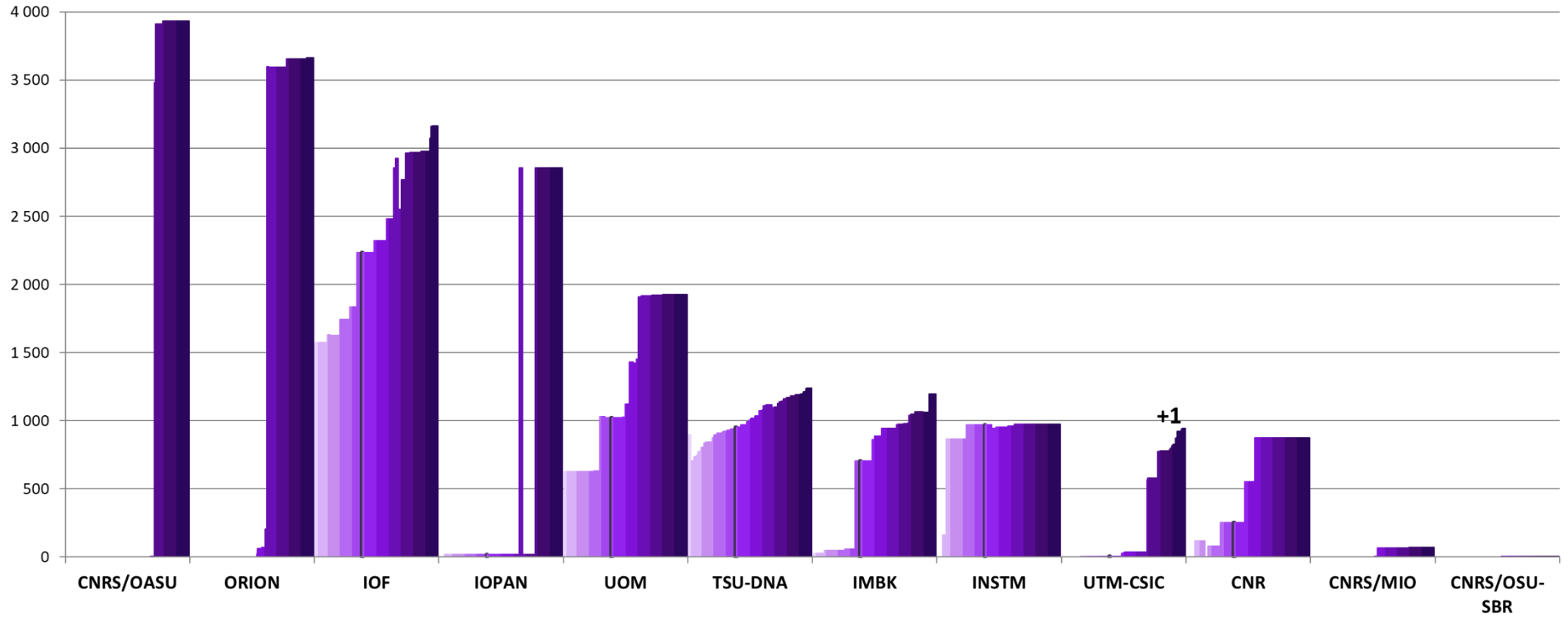
Distributors with 10 000 < CDIs < 50 000



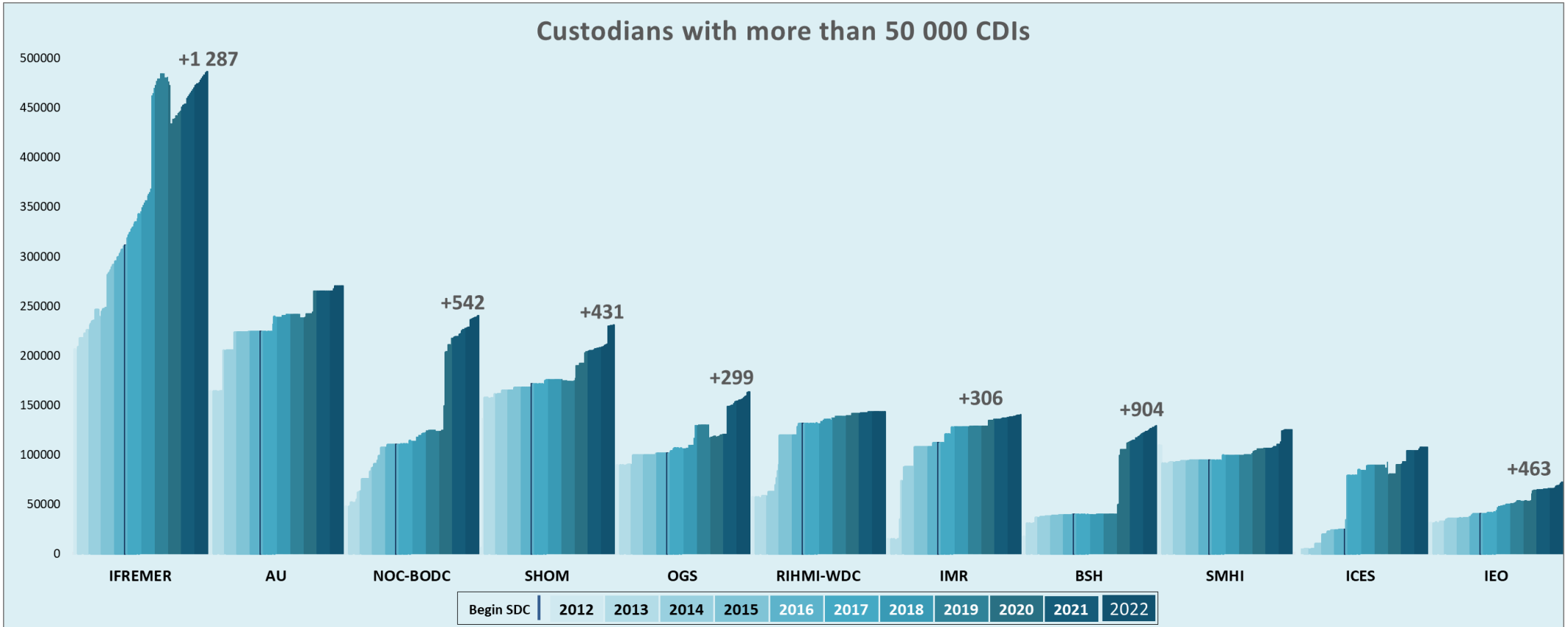
Distributors with 4 000 < CDI entries < 10 000



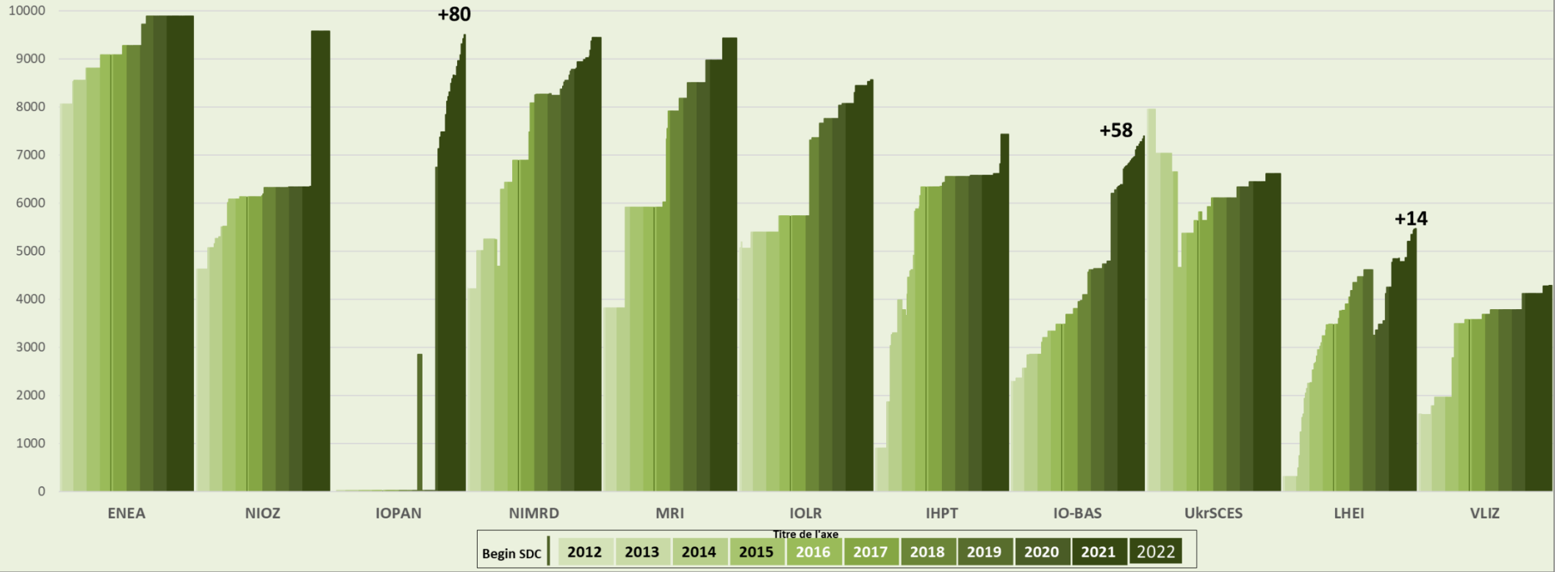
Distributors with less than 4 000 CDI entries



CDIs number per month and per custodians



Custodians with 4 000 < CDI entries < 10 000

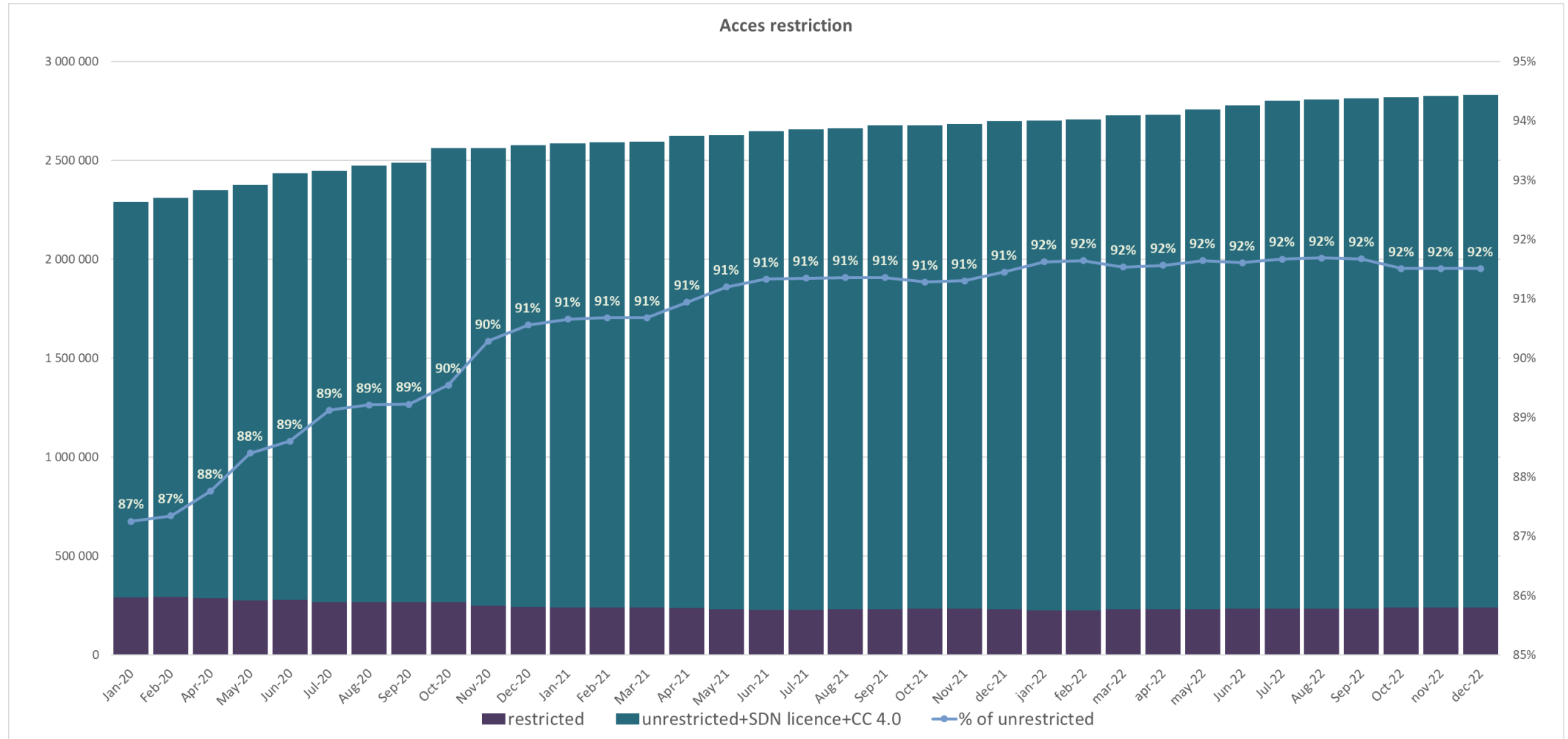


CDIs number per acces type

Since January 2020, the number of CDIs with restricted access decrease from 291 820 CDIs to 240 278 CDIs : 51 542 less.

Since July 2021 all access restrictions moved to only 2 differents access codes :

- 1) 'unrestricted', 'SeaDataNet licence' => '**Creative Commons Attribution 4.0 International**'
- 2) 'Commercial charge', 'moratorium', 'organisation', 'licence', 'no access', 'academic', 'by negotiation' => '**by negotiation**'



Statistics on CSR back office

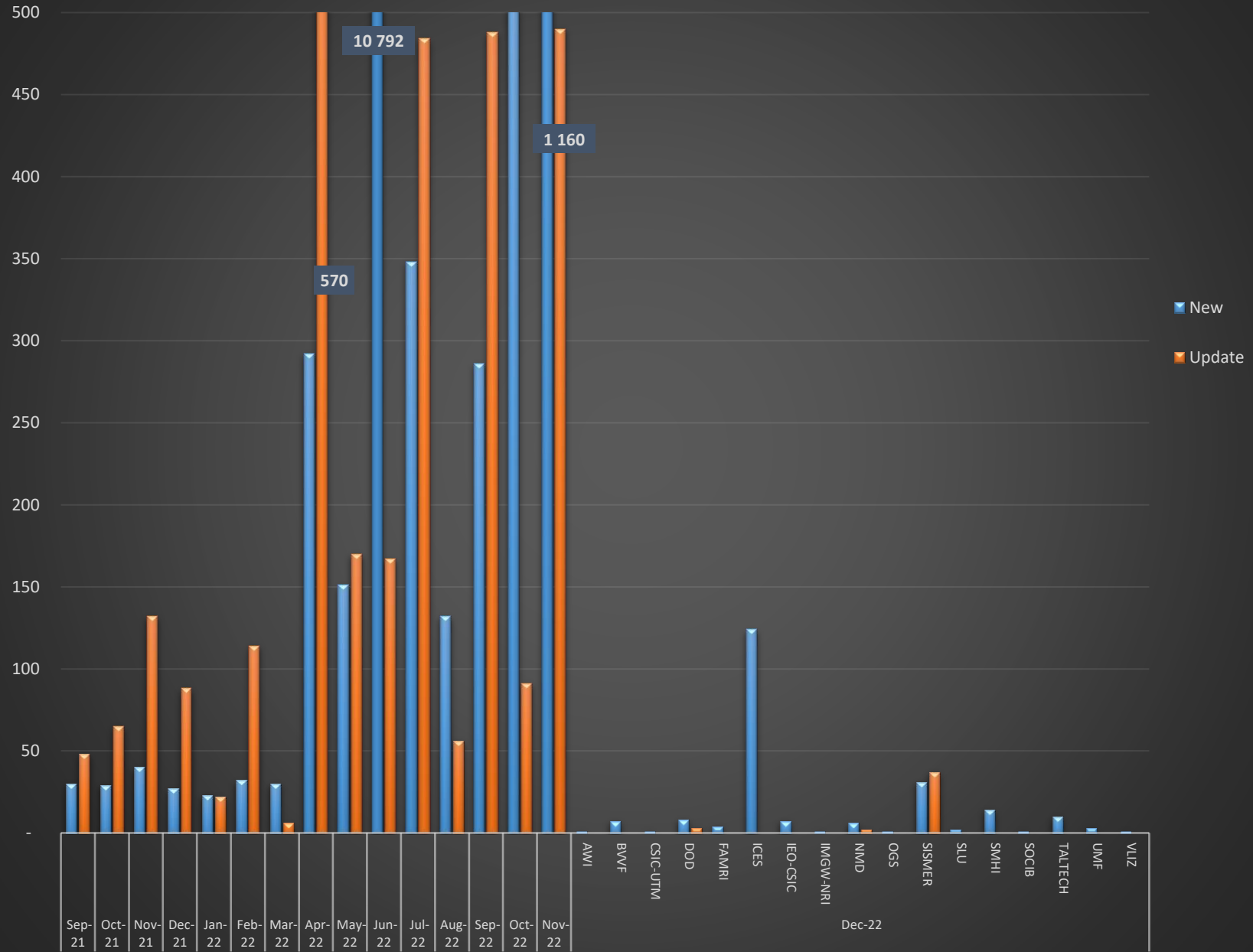
This are the statistics from the new CSR back office allowing all partners to upload their CSR reports in the central catalogue.

This month, 222 new CSRs and 42 updates have been uploaded by 17 partners . Detail of CSR delivery per centre is the following :

CSR workflow Sept 2021 - Dec 2022		
Nb CSRs	New	Update
Sep-21	30	48
Oct-21	29	65
Nov-21	40	132
Dec-21	27	88
Jan-22	23	22
Feb-22	32	114
Mar-22	30	6
Apr-22	292	570
May-22	151	170
Jun-22	10 792	167
Jul-22	348	484
Aug-22	132	56
Sep-22	286	488
Oct-22	503	91
Nov-22	1 160	490
Dec-22	222	42
Total	14 097	3 033

December Details		
Nb CSRs	New	Update
AWI	1	
BVVF	7	
CSIC-UTM	1	
DOD	8	3
FAMRI	4	
ICES	124	
IEO-CSIC	7	
IMGW-NRI	1	
NMD	6	2
OGS	1	
SISMER	31	37
SLU	2	
SMHI	14	
SOCIB	1	
TALTECH	10	
UMF	3	
VLIZ	1	

CSR workflow



History

Global counts on all catalogues in 2021

Catalogue	Jan-21	Feb-21	Mar-21	Apr-21	May-21	Jun-21	Jul-21	Aug-21	Sep-21	Oct-21	Nov-21	Dec-21
EDMO	4 403	4 413	4 434	4 441	4 460	4 470	4 481	4 486	4 487	4 497	4 502	4 509
EDMED	4 262	4 262	4 263	4 264	4 267	4 268	4 273	4 274	4 278	4 278	4 278	4 279
EDMERP	3 311	3 317	3 326	3 330	3 335	3 339	3 341	3 341	3 348	3 354	3 354	3 355
EDIOS-PRG	371	370	371	371	371	371	371	371	371	371	371	371
-Series	16 653	16 654	16 656	16 656	16 656	16 656	16 656	16 656	16 657	16 657	16 657	16 657
CSR	60 783	60 822	61 276	61 343	63 030	63 079	64 458	64 567	64 624	64 667	64 722	64 764
CDI	2 584 536	2 591 431	2 596 096	2 625 498	2 626 427	2 646 959	2 656 975	2 663 701	2 676 060	2 676 121	2 683 271	2 697 131

Global counts on all catalogues in 2020

Catalogue	Jan-20	Feb-20	Mar-20	Apr-20	May-20	Jun-20	Jul-20	Aug-20	Sep-20	Oct-20	Nov-20	Dec-20
EDMO	4 249	4 267	4 278	4 291	4 298	4 316	4 320	4 331	4 349	4 365	4 374	4 388
EDMED	4 225	4 227	4 228	4 232	4 234	4 245	4 247	4 249	4 250	4 252	4 254	4 259
EDMERP	3 166	3 170	3 177	3 190	3 205	3 239	3 254	3 278	3 289	3 300	3 300	3 307
EDIOS-PRG	368	370	370	370	370	370	370	370	370	370	370	370
-Series	16 645	16 645	16 645	16 645	16 645	16 645	16 645	16 651	16 652	16 652	16 652	16 652
CSR	57 920	58 136	58 177	58 261	58 315	58 560	58 935	59 414	60 159	59 599	60 167	60 995
CDI	2 289 624	2 311 070	2 333 919	2 349 773	2 375 117	2 433 487	2 447 194	2 474 835	2 487 180	2 561 271	2 563 223	2 576 807

Global counts on all catalogues in 2019

Catalogue	Jan-19	Feb-19	Mar-19	Apr-19	May-19	Jun-19	Jul-19	Aug-19	Sep-19	Oct-19	Nov-19	Dec-19
EDMO	4 105	4 110	4 117	4 131	4 138	4 177	4 181	4 190	4 195	4 211	4 227	4 234
EDMED	4 198	4 198	4 203	4 205	4 207	4 205	4 205	4 206	4 209	4 210	4 213	4 223
EDMERP	3 125	3 128	3 133	3 133	3 135	3 138	3 144	3 144	3 149	3 159	3 163	3 164
EDIOS-PRG	363	363	363	363	363	363	363	363	367	367	367	367
CSR	56 877	56 943	57 089	57 148	57 267	57 331	57 437	57 474	57 537	57 637	57 749	57 866
CDI	2 289 929	2 294 771	2 299 924	2 302 286	2 306 093	2 316 223	2 316 610	2 316 610	2 316 610	2 281 710	2 283 087	2 288 566

Global counts on all catalogues in 2018

Catalogue	Jan-18	Feb-18	Mar-18	Apr-18	May-18	Jun-18	Jul-18	Aug-18	Sep-18	Oct-18	Nov-18	Dec-18
EDMO	3 927	3 931	3 940	3 952	3 968	3 981	3 997	3 999	4 010	4 021	4 068	4 078
EDMED	4 154	4 158	4 162	4 166	4 166	4 170	4 173	4 189	4 191	4 182	4 187	4 187
EDMERP	3 042	3 048	3 051	3 054	3 058	3 062	3 068	3 071	3 073	3 083	3 105	3 106
EDIOS-PRG	362	362	362	362	362	362	363	363	363	363	363	363
CSR	55 399	55 485	55 630	55 709	55 783	55 937	55 982	56 085	56 316	56 436	56 694	56 783
CDI	2 101 090	2 106 680	2 110 688	2 122 824	2 137 067	2 146 266	2 148 856	2 152 074	2 159 216	2 262 108	2 276 264	2 283 986

Global counts on all catalogues in 2017

Catalogue	Jan-17	Feb-17	Mar-17	Apr-17	May-17	Jun-17	Jul-17	Aug-17	Sep-17	Oct-17	Nov-17	Dec-17
EDMO	3 802	3 812	3 826	3 832	3 838	3 869	3 880	3 886	3 891	3 899	3 915	3 920
EDMED	4 082	4 085	4 084	4 096	4 099	4 101	4 101	4 108	4 131	4 135	4 142	4 149
EDMERP	2 981	2 988	2 990	2 990	2 992	2 993	3 000	3 016	3 018	3 020	3 026	3 036
EDIOS-PRG	362	362	362	362	362	362	362	362	362	362	362	362
CSR	53 850	53 892	53 974	54 175	54 218	54 217	54 250	54 387	54 795	54 949	55 052	55 178
CDI	1 947 452	1 949 991	1 955 483	1 968 060	1 971 285	1 974 509	1 977 738	1 980 818	2 000 402	2 063 832	2 081 618	2 093 605

Global counts on all catalogues in 2016

Catalogue	Jan-16	Feb-16	Mar-16	Apr-16	May-16	Jun-16	Jul-16	Aug-16	Sep-16	Oct-16	Nov-16	Dec-16
EDMO	3 671	3 670	3 686	3 691	3 695	3 712	3 730	3 733	3 747	3 758	3 775	3 791
EDMED	4 060	4 066	4 007	4 061	4 062	4 067	4 069	4 074	4 076	4 077	4 077	4 077
EDMERP	2 903	2 961	2 961	2 961	2 966	2 971	2 971	2 974	2 975	2 975	2 975	2 979
EDIOS-PRG	362	362	362	362	362	362	362	362	362	362	362	362
CSR	54 182	54 339	54 422	55 100	55 119	55 178	55 216	55 238	55 264	53 484	53 537	53 669
CDI	1 813 947	1 819 492	1 824 402	1 825 957	1 844 660	1 854 787	1 858 162	1 864 378	1 869 790	1 873 823	1 884 034	1 936 759

Global counts on all catalogues in 2015

Catalogue	Jan-15	Feb-15	Mar-15	Apr-15	May-15	Jun-15	Jul-15	Aug-15	Sep-15	Oct-15	Nov-15	Dec-15
EDMO	3 210	3 223	3 275	3 324	3 422	3 532	3 556	3 564	3 583	3 619	3 639	3 659
EDMED	3 980	3 982	3 984	3 984	3 990	3 992	4 014	4 034	4 053	4 055	4 054	4 060
EDMERP	2 858	2 866	2 878	2 878	2 886	2 898	2 900	2 900	2 901	2 903	2 903	2 903
EDIOS-PRG	360	360	361	361	361	361	361	361	362	362	362	362
CSR	52 977	53 028	53 238	53 304	53 400	53 463	53 553	53 602	53 836	53 938	54 057	54 135
CDI	1 714 285	1 721 708	1 721 604	1 720 724	1 709 958	1 764 762	1 767 715	1 779 199	1 784 327	1 796 791	1 800 648	1 809 541

Global counts on all catalogues in 2014

Catalogue	Jan-14	Feb-14	Mar-14	Apr-14	May-14	Jun-14	Jul-14	Aug-14	Sep-14	Oct-14	Nov-14	Dec-14
EDMO	2 451	2 467	2 651	2 685	2 688	2 692	2 693	2 701	2 875	3 103	3 199	3 212
EDMED	3 944	3 945	3 945	3 947	3 948	3 955	3 957	3 960	3 961	3 962	3 963	3 965
EDMERP	2 787	2 808	2 830	2 832	2 834	2 837	2 841	2 844	2 847	2 849	2 850	2 857
EDIOS-PRG	359	360	360	360	360	360	360	360	360	360	360	360
CSR	51 724	51 788	51 941	52 012	52 012	52 151	52 190	52 506	52 566	52 603	52 650	52 657
CDI	1 498 793	1 537 556	1 558 428	1 566 528	1 569 847	1 575 035	1 604 916	1 612 514	1 621 749	1 626 904	1 631 984	1 662 548

Global counts on all catalogues in 2012/2013

Catalogue	Sept-12	Oct-12	Nov-12	Dec-12	Jan-13	Feb-13	Mar-13	Apr-13	May-13	Aug-13	Sep-13	Oct-13	Nov-13	Dec-13
EDMO	2 261	2 283	2 296	2 304	2 330	2 351	2 359	2 362	2 370	2 384	2 404	2 404	2 423	2 431
EDMED	3 834	3 834	3 834	3 834	3 834	3 834	3 882	3 885	3 885	3 889	3 901	3 901	3 925	3 944
EDMERP	2 617	2 637	2 667	2 674	2 683	2 684	2 685	2 686	2 690	2 698	2 710	2 710	2 772	2 772
EDIOS-PRG	350	350	350	350	353	353	353	353	354	356	358	359	359	359
CSR	48 824	48 975	49 326	49 750	50 917	51 033	51 276	51 647	50 973	51 181	51 207	51 259	51 588	51 730
CDI	1 088 322	1 097 399	1 241 010	1 267 669	1 274 982	1 291 491	1 302 629	1 311 827	1 317 191	1 350 455	1 356 245	1 360 236	1 386 446	1 496 950