

October 2023 – SeaDataNet catalogues follow-up

All documents used to write this report are available on the extranet of the project under [SeaDataCloud > Follow up](#).

In October 2023, global increases on catalogues :

- **EDMO (Marine organisations)** : **+6** - Total : **4 858**
- **EDMED (Data sets)** : **+2** - Total : **4 339**
- **EDMERP (Projects)** : **+4** - Total : **3 466**
- **EDIOS-PRG**
 - Programmes : **+1** - Total : **373**
 - Series : **+2** - Total : **17 040**
- **CSR (Cruises)** : **+170** - Total : **67 647**
- **CDI (Data)** : **+3 979** - Total : **2 900 312**

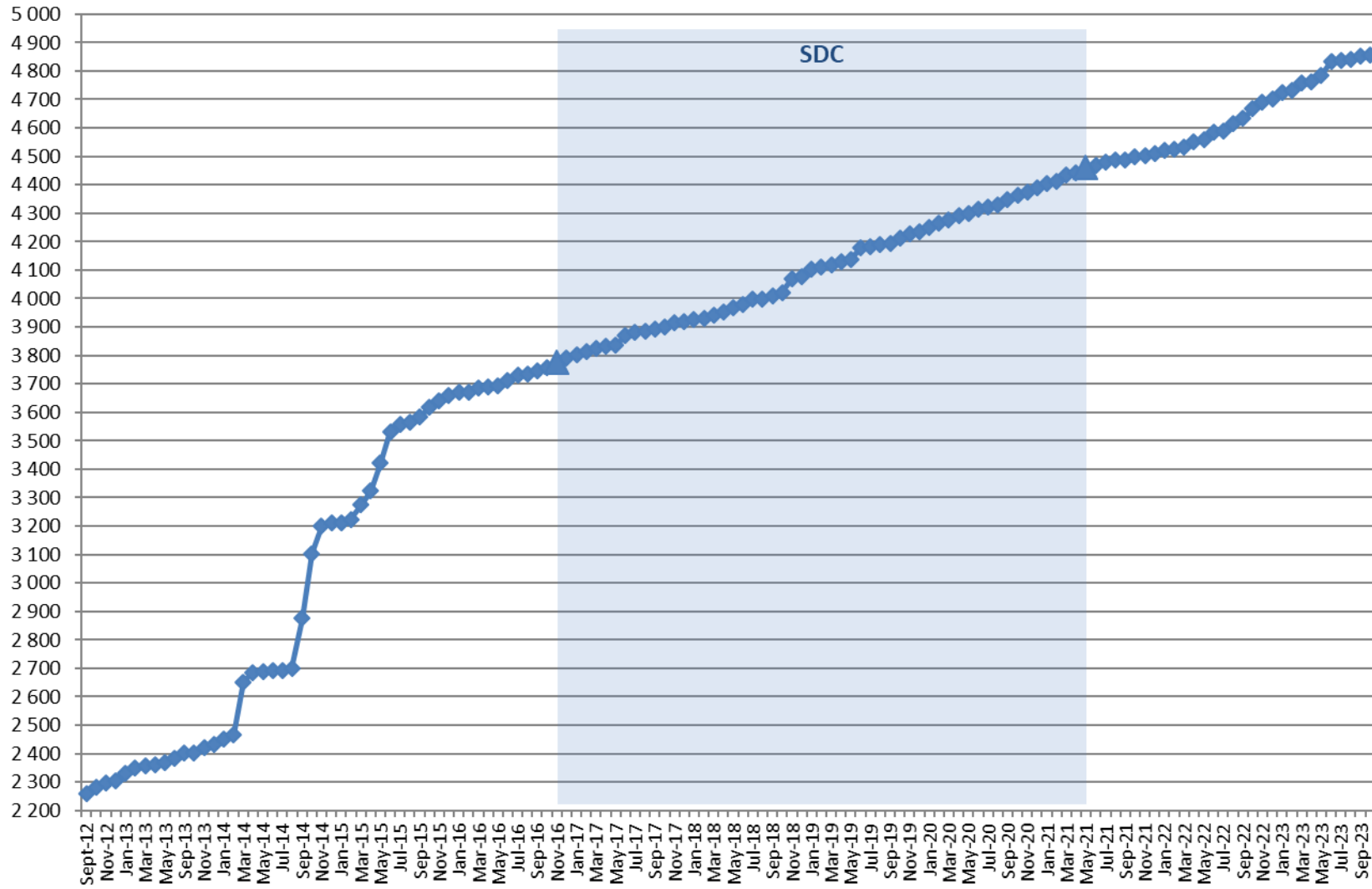
Since the beginning of SeaDataCloud :

Catalogue	Oct-23	Sep-23	Aug-23	Jul-23	Jun-23	May-23	Apr-23	Mar-23	Feb-23	Jan-23	Dec-22	Nov-22	Oct-16	Increase*
EDMO	4 858	4 852	4 841	4 838	4 833	4 785	4 763	4 758	4 731	4 723	4 703	4 691	3 758	1 100
EDMED	4 339	4 337	4 333	4 333	4 333	4 332	4 331	4 328	4 328	4 327	4 324	4 322	4 077	262
EDMERP	3 466	3 462	3 454	3 454	3 446	3 442	3 434	3 433	3 431	3 427	3 423	3 413	2 975	491
EDIOS-PRG	373	372	372	372	372	372	372	372	372	372	372	372	362	11
EDIOS-Series	17 040	17 038	17 020	17 020	17 020	17 020	17 020	17 020	17 020	17 020	17 020	17 020	16 613	427
CSR	67 647	67 477	66 538	66 457	66 408	66 264	66 133	66 049	65 804	65 231	64 363	64 141	53 484	14 163
CDI	2 900 312	2 896 333	2 897 449	2 894 186	2 887 335	2 880 666	2 874 806	2 865 680	2 851 301	2 837 353	2 831 011	2 826 367	1 873 823	1 026 489

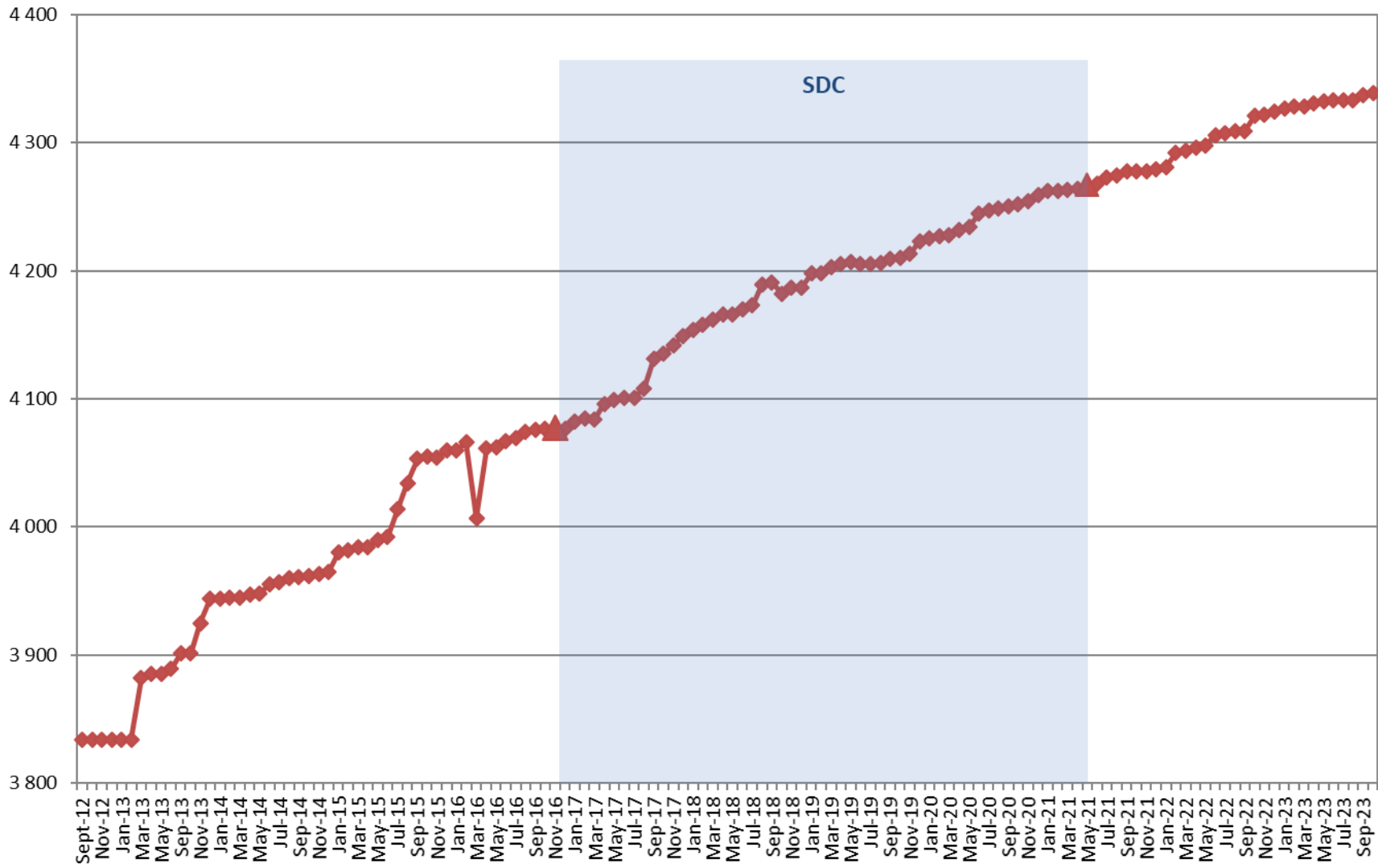
(*) Increase since beginning of SeaDataCloud (01/11/2016)

Nb of EDMO, EDMED, EDMERP, EDIOS, CSR and CDI per month

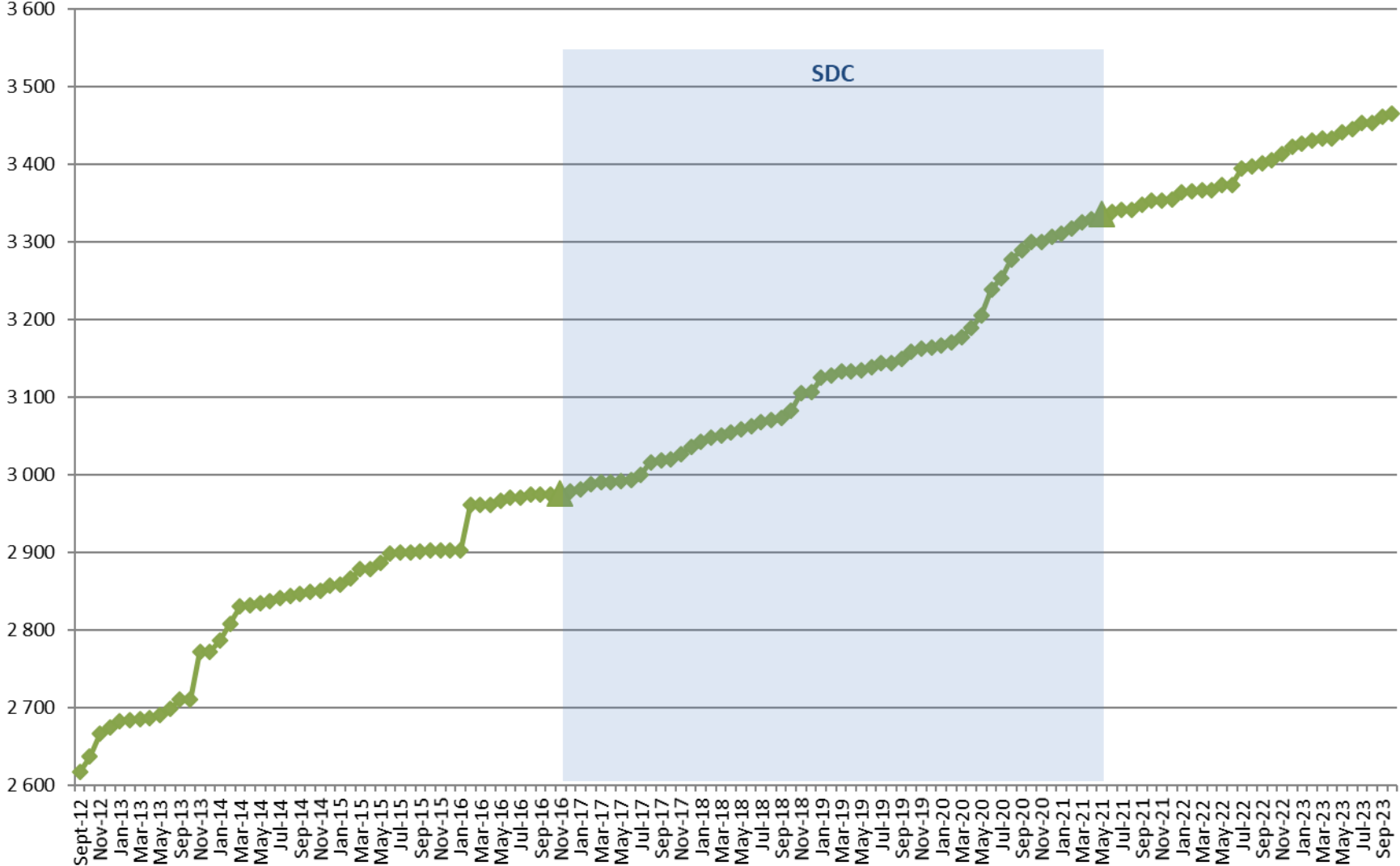
EDMO



EDMED

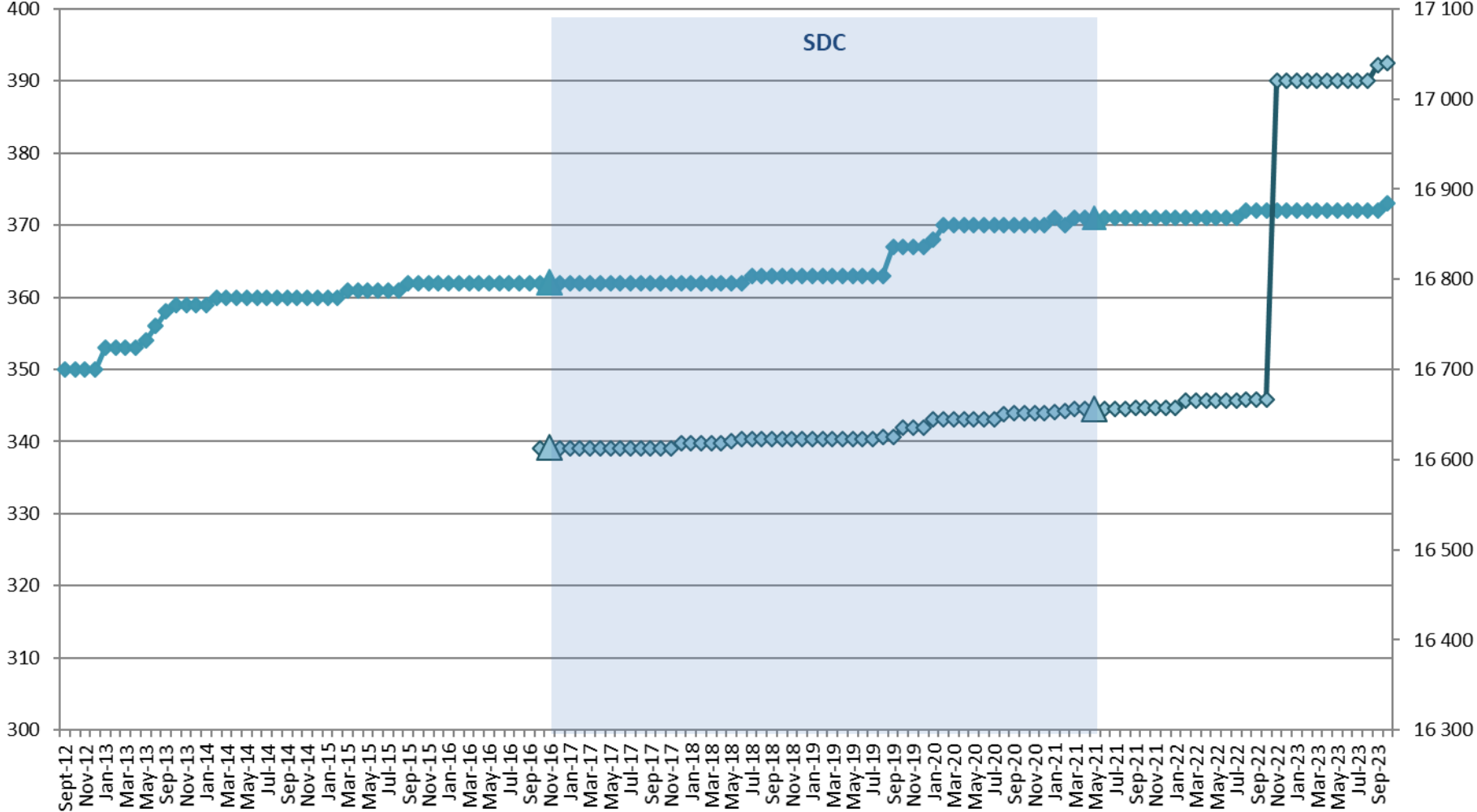


EDMERP

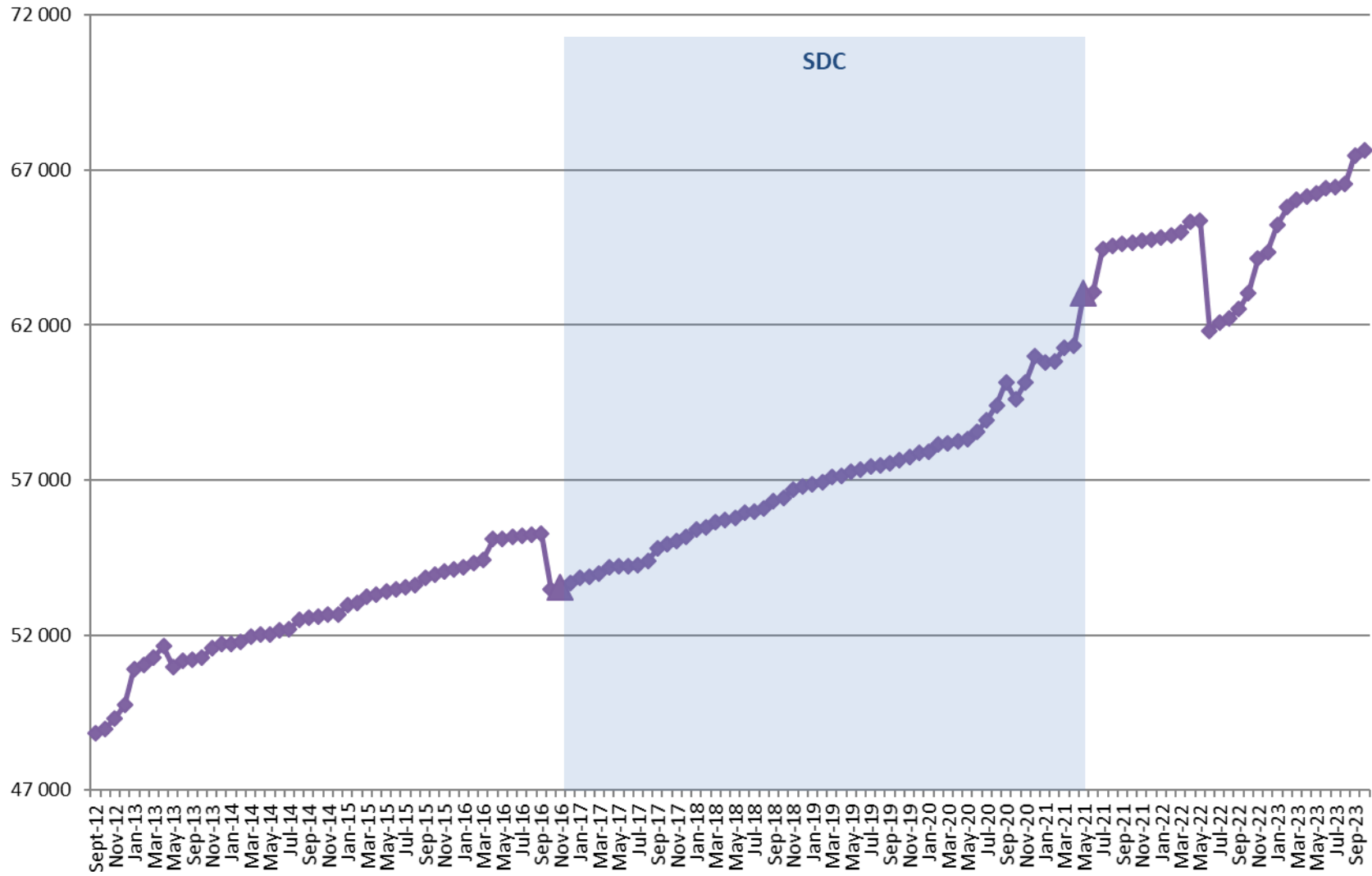


EDIOS

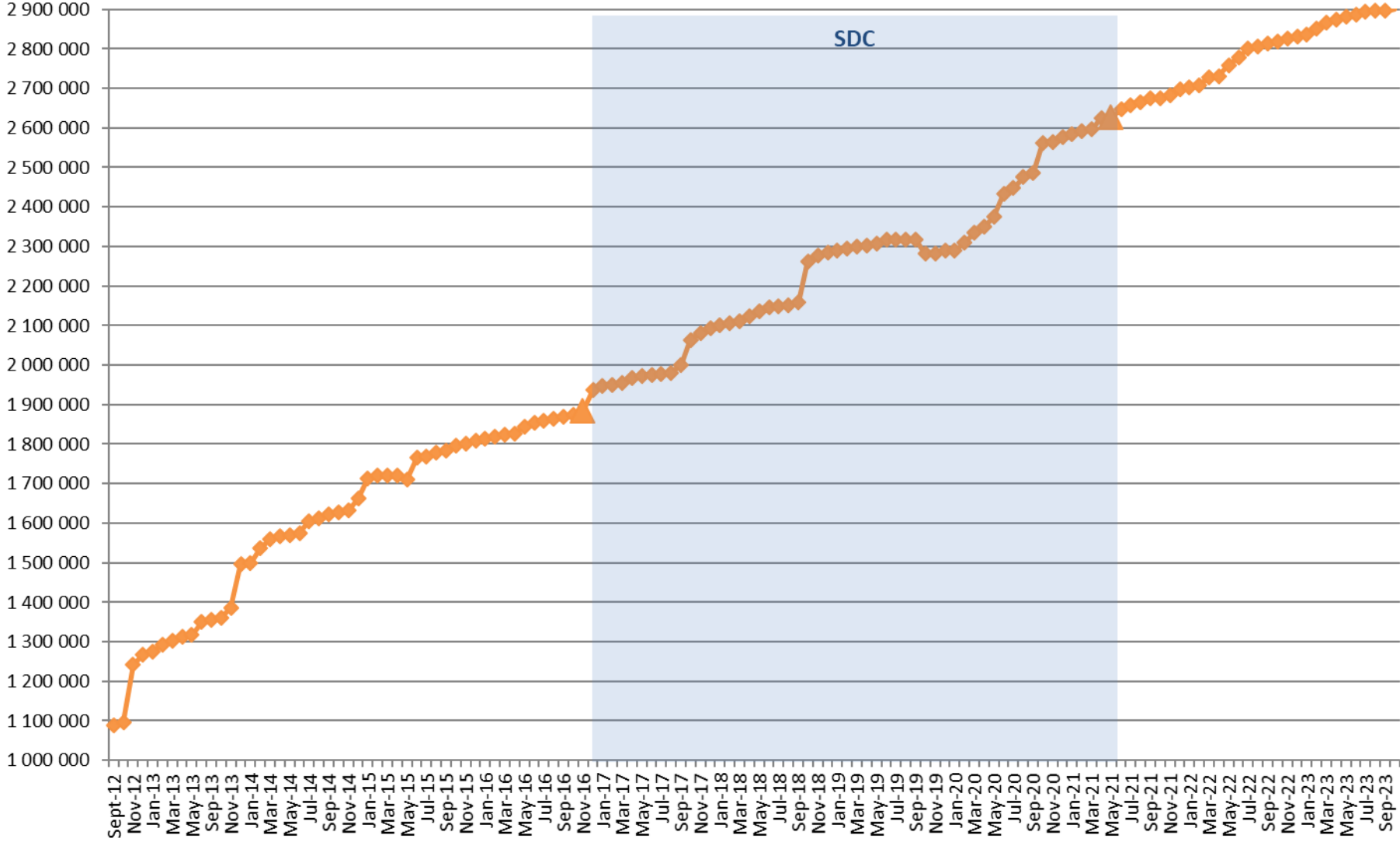
◆ Programmes ◆ Series



CSR



CDI



Statistics on CDI catalogue

AISBL members	CDI partner	Country	Last increase as distributor	Last increase as custodian
	AU	Denmark	0	+54
*	FMI	Finland	0	+62
*	HCMR	Greece	+25	+90
	IEO	Spain	+989	+1 149
*	IFREMER	France	+2 759	+861
*	IMR	Norway	0	+527
*	IO-BAS	Bulgaria	0	+58
*	IOPAN	Poland	0	+292
*	IOLR	Israel	+102	+102
*	LHEI	Latvia	+42	+42
*	MI	Ireland	0	+96
*	MSI-TALTECH	Estonia	+21	+21
*	NOC-BODC	United Kingdom	0	+1
*	OGS	Italy	0	+351
*	RBINS	Belgium	+8	+8
*	UTM-CSIC	Spain	+13	+13
	TOTAL	16	+3 959	+3 727
	For AISBL members	7	+2 970	+2 524

Details of last month upgrades per SeaDataNet AISBL members are the following:

- 7 SeaDataNet AISBL members (as distributor) have added data in the CDI catalogue, for a total increase of **+2 970** records.
- 3 others partners, not in the SeaDataNet AISBL, have worked for a decrease of **1 009** records.

There are 117 distributor of CDIs :

- 29 SeaDataNet AISBL members and
- 88 other partners.

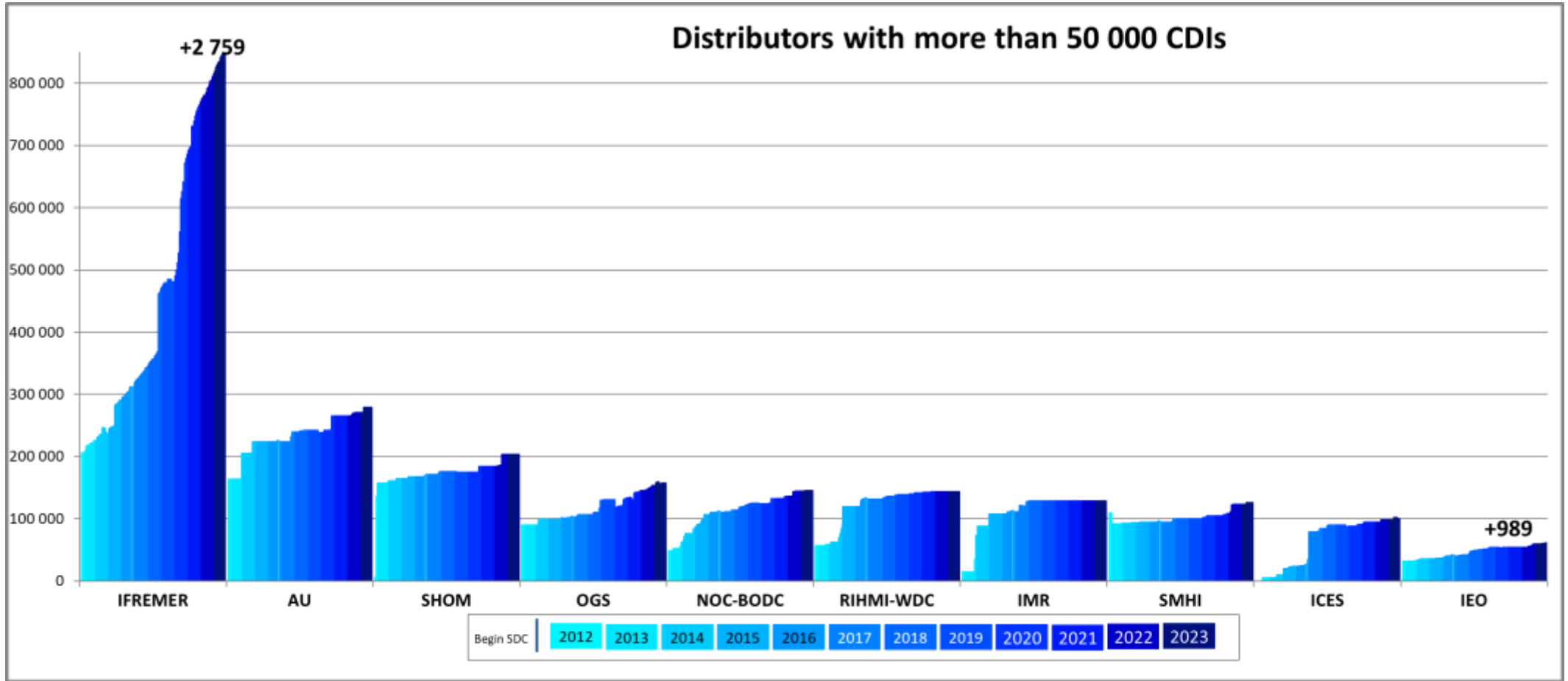
Since the beginning of the follow-up reports (October 2012), the increase in CDI since start SDC (November 2016), between end SDN2 (September 2015) and start SDC, increase since SDN2, per partner, is the following:

*** Members of SeaDataNet AISBL**

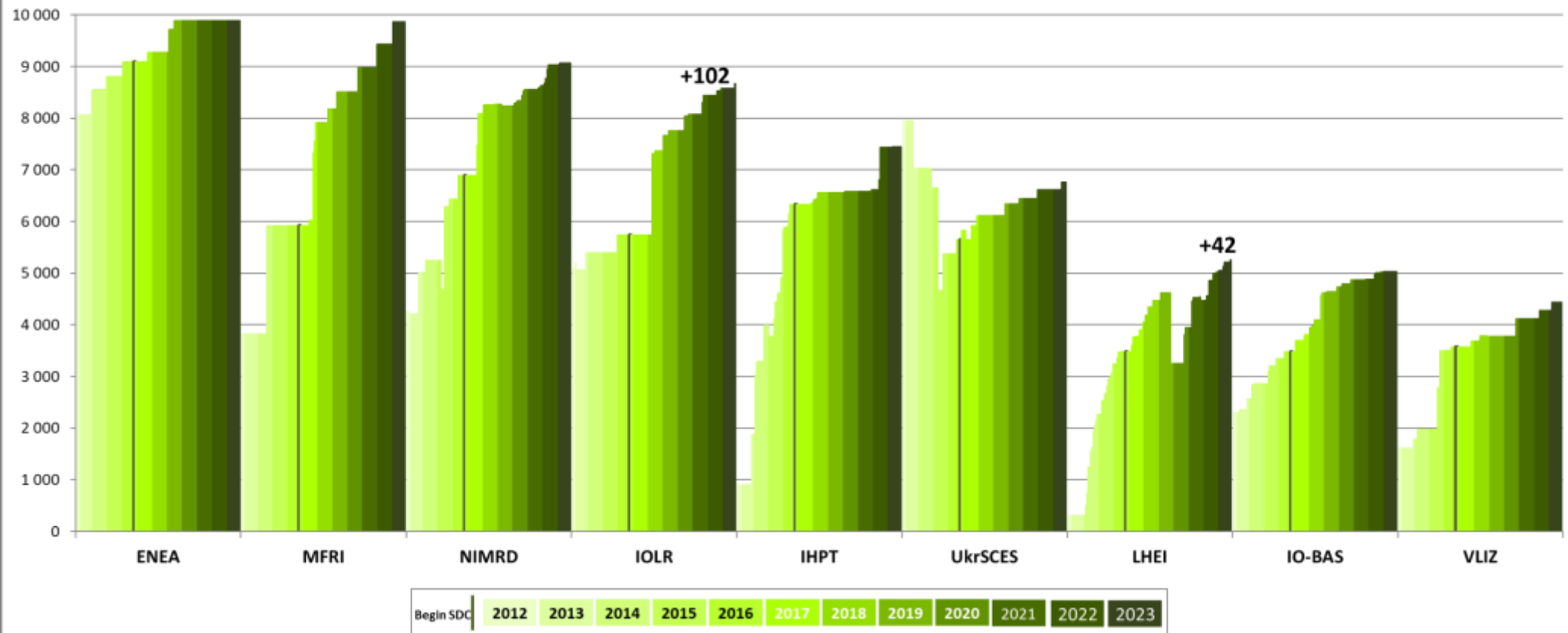
* CDI partner	Name of partner	Country	Nb as distributor 08/11/2023	Nb as Custodian 08/11/2023	Increase as distributor since start SDC	Increase as custodian since start SDC	Increase as distributor between SDN2 and SDC	Increase as distributor since start SDN2
GEOMAR	Helmholtz Centre for Ocean Research Kiel	Germany	0	15 791	0	15 791	0	-
CNRS/OSU-SBR	Roscoff Marine Station, Sorbonne Universités, UPMC Univ Paris 06 and CNRS	France	2	735	2	735	0	2
CNRS/MIO	CNRS/Mediterranean Institute of Oceanography-LUMINY (MIO)-UMR 7294/235/110	France	70	70	70	70	0	70
CNR	CNR - Institute of Atmospheric Sciences and Climate (ISAC) (Rome)	Italy	874	874	621	621	0	874
* INSTM	Institut National des Sciences et Technologies de la Mer	Tunisia	973	973	4	4	0	973
* UTM-CSIC	UTM-CSIC/Marine Technology Unit	Spain	1 150	1 164	1 144	1 158	0	1 150
* IMB-MNE	Institute of Marine Biology - University of Montenegro	Montenegro	1 198	1 894	492	1 188	647	1 176
* TSU-DNA	Iv.Javakhishvili Tbilisi State University	Georgia	1 354	1 357	402	405	34	459
* UM	University Of Malta	Malta	1 941	2 098	916	1 073	393	1 313
* IOPAN	IOPAN	Poland	2 856	10 450	2 838	10 432	0	2 856
* IOF	Institute of Oceanography and Fisheries	Croatia	3 164	3 206	931	973	490	1 588
* ORION	ORION Joint Research and Development Center	Cyprus	3 666	3 775	3 666	3 775	0	3 666
CNRS/OASU	Aquitaine Observatory of Sciences of the Universe - University of Bordeaux (OASU)	France	3 933	3 933	3 933	3 933	43	3 933
* VLIZ	Flanders Marine Institute	Belgium	4 431	4 451	859	879	74	2 812
* IO-BAS	Bulgarian National Oceanographic Data Centre(BGODC)	Bulgaria	5 029	7 870	1 550	4 391	273	2 721
* LHEI	Latvian Institute of Aquatic Ecology	Latvia	5 259	5 692	1 775	2 208	536	4 952
UkrSCES	Ukrainian scientific center of Ecology of Sea (UkrSCES)	Ukraine	6 764	6 764	1 120	1 120	267	6 764
* IHPT	IHPT, Hydrographic institute	Portugal	7 452	7 452	1 119	1 119	1 713	6 547
* IOLR	Israel Oceanographic and Limnological Research (IOLR)	Israel	8 674	8 674	2 942	2 942	333	3 601
* NIMRD	National Institute for Marine Research and Development Grigore Antipa	Romania	9 070	9 614	2 180	2 724	602	4 816
* MFRI	Marine and Freshwater Research Institute (MFRI)	Iceland	9 861	9 861	3 947	3 947	0	6 037
* ENEA	ENEA Centro Ricerche Ambiente Marino - La Spezia	Italy	9 888	9 888	799	799	284	1 814
* NIB	National Institute of Biology - NIBMarine Biology Station	Slovenia	10 262	10 306	2 600	2 644	287	6 142

SIO-RAS	P.P.Shirshov Institute of Oceanology-RAS	Russian Federation	13 668	13 668	3 227	3 227	482	-25 155
IMGW	Instytut Meteorologii i Gosodarki Wodnej	Poland	14 668	15 012	1 558	1 902	1 770	14 668
* RBINS	Royal Belgian Institute of Natural Sciences	Belgium	16 667	16 667	4 338	4 338	0	5 134
SYKE	Finnish Environment Institute	Finland	18 131	18 696	11 924	12 489	5 162	18 131
* NIOZ	NIOZ Royal Netherlands Institute for Sea Research	Netherlands	23 223	12 667	17 093	6 537	46	18 594
* MI	Marine Institute	Ireland	23 531	36 340	15 282	28 091	0	18 830
* HCMR	Hellenic Centre for Marine Research	Greece	24 846	28 143	8 857	12 154	260	12 822
MSI-								
* TALTECH	Marine Systems Institute at Tallinn University of Technology	Estonia	32 102	31 993	5 628	5 519	-3	19 105
* FMI	Finnish Meteorological Institute	Finland	34 641	39 995	21 141	26 495	0	32 430
METU-IMS	Institute of Marine Sciences, Middle East Technical University	Turkey	34 852	34 909	6 835	6 892	2 222	31 770
BSH	German Oceanographic Datacentre (NODC)	Germany	40 647	135 222	1 200	95 775	465	23 369
IEO	IEO/Spanish Oceanographic Institute	Spain	61 519	75 528	21 163	35 172	4 265	30 104
ICES	International Council for the Exploration of the Sea (ICES)	Denmark	100 096	107 308	75 925	83 137	369	100 096
* SMHI	Swedish Meteorological and Hydrological Institute	Sweden	125 488	127 553	31 202	33 267	0	15 961
* IMR	Institute of Marine Research - Norwegian Marine Data Centre (NMD)	Norway	129 158	143 187	17 521	31 550	3 808	114 365
* RIHMI-WDC	All-Russia Research Institute of Hydrometeorological Information - World Data Centre	Russian Federation	143 693	143 693	12 361	12 361	12 003	86 568
* NOC-BODC	British Oceanographic Data Centre	United Kingdom	145 207	245 816	35 204	135 813	2 973	97 150
* OGS	OGS (Istituto Nazionale di Oceanografia e di Geofisica Sperimentale)	Italy	157 639	167 738	56 092	66 191	1 922	68 041
SHOM	Shom	France	203 510	233 303	32 176	61 969	3 754	197 087
AU	Aarhus University	Denmark	279 265	279 690	55 310	55 735	609	115 111
* IFREMER	IFREMER / IDM/SISMER	France	851 380	501 724	540 623	190 967	24 240	645 181
TOTAL			2 571 802	2 535 744	1 008 570	972 512	70 323	1 703 628

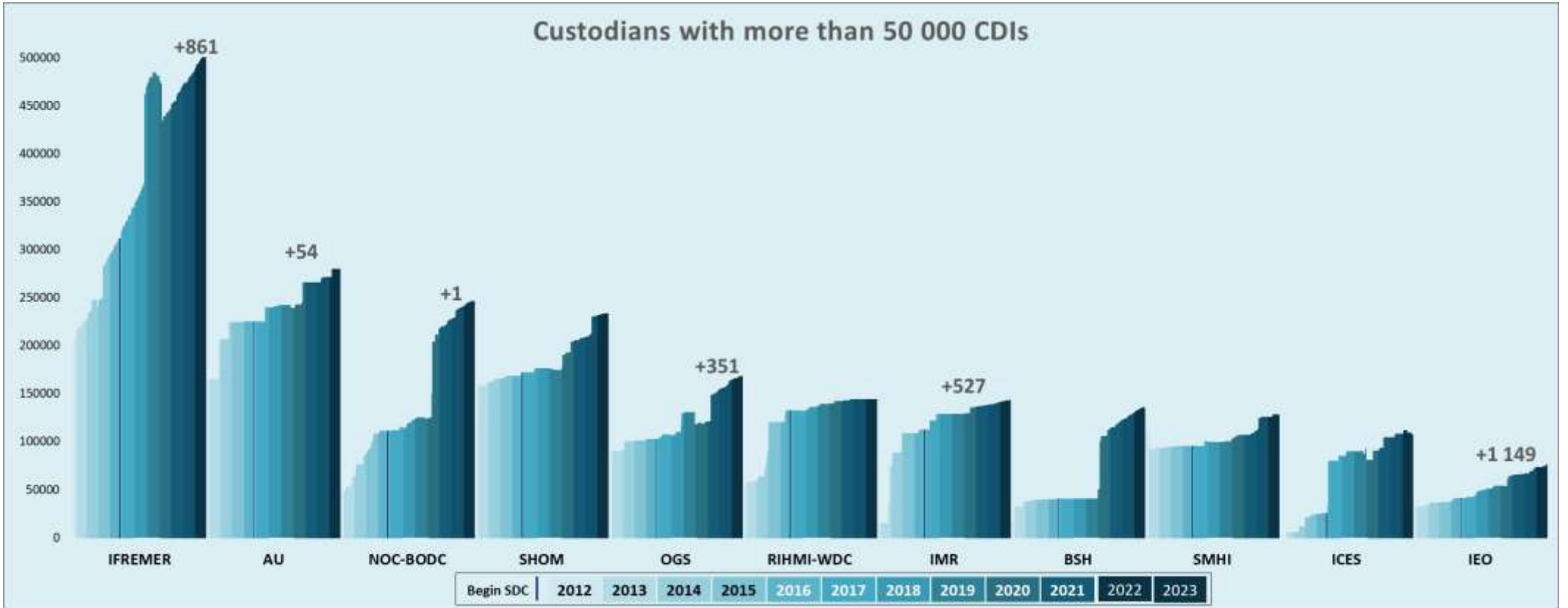
CDIs number per month and per distributors



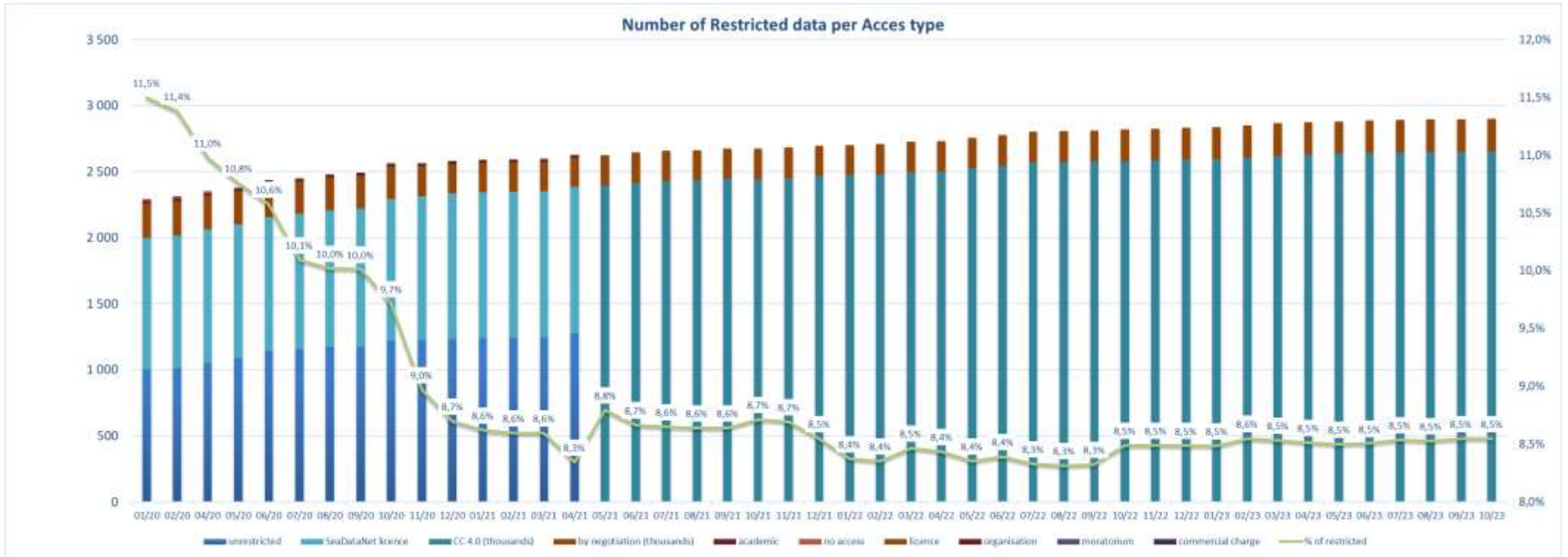
Distributors with 4 000 < CDI entries < 10 000



CDIs number per month and per custodians



CDIs number per acces type



91,45 % of CDIs are unrestricted .

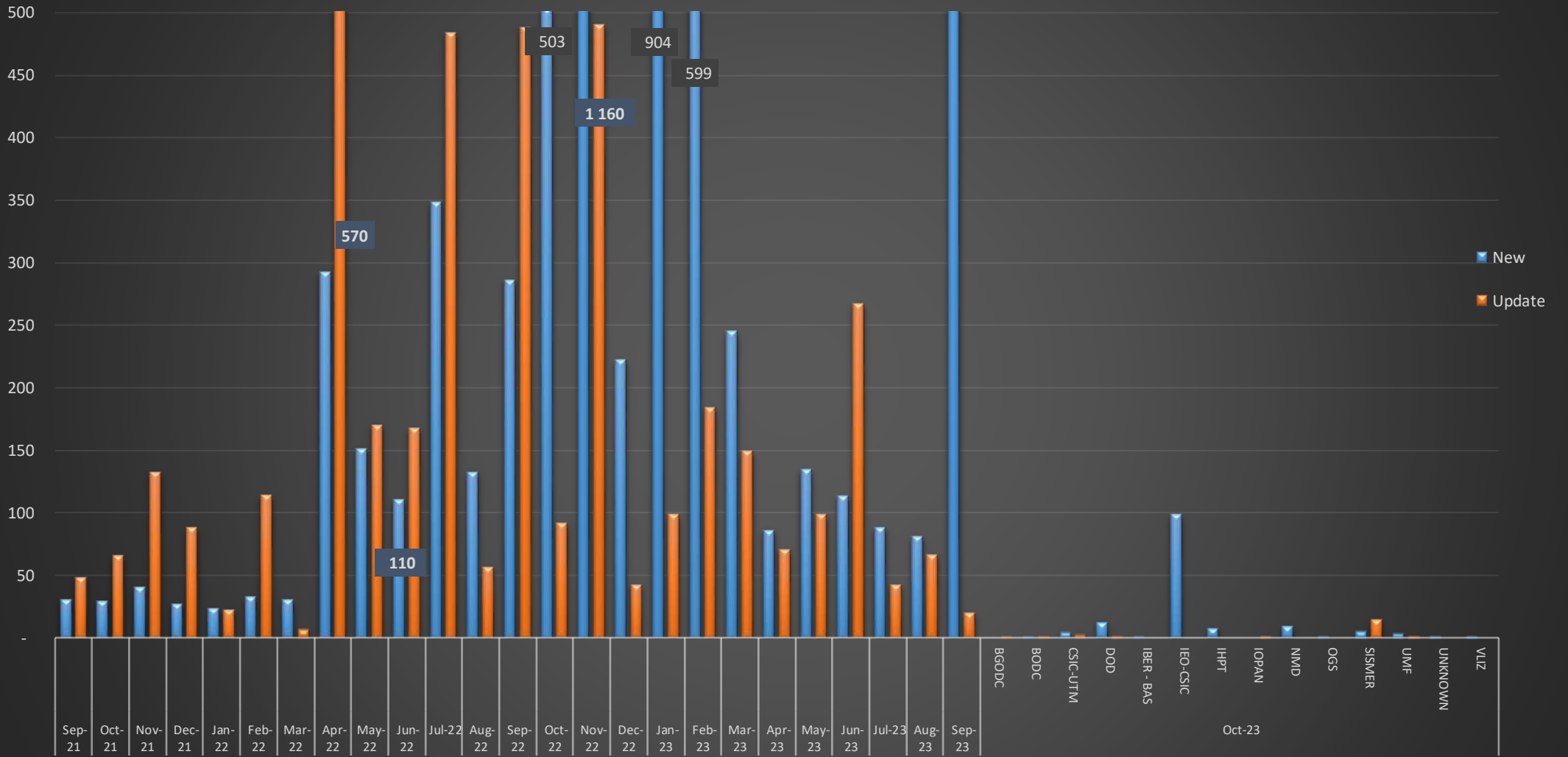
Statistics on CSR back office

This are the statistics from the new CSR back office allowing all partners to upload their CSR reports in the central catalogue.

This month, 143 new CSRs and 21 updates have been uploaded by 13 partners . Detail of CSR delivery per centre is the following :

CSR workflow Sept 2021 - Oct 2023				Oct 2023 Details		
	Nb CSRs	New	Update	Nb CSRs	New	Update
2021	Sep-21	30	48	BGODC		1
	Oct-21	29	65	BODC	1	1
	Nov-21	40	132	CSIC-UTM	4	2
	Dec-21	27	88	DOD	12	1
2022	Jan-22	23	22	IBER - BAS	1	
	Feb-22	32	114	IEO-CSIC	98	
	Mar-22	30	6	IHPT	7	
	Apr-22	292	570	IOPAN		1
	May-22	151	170	NMD	9	
	Jun-22	110	167	OGS	1	
	Jul-22	348	484	SISMER	5	14
	Aug-22	132	56	UMF	3	1
	Sep-22	286	488	UNKNOWN	1	
	Oct-22	503	91	VLIZ	1	
	Nov-22	1 160	490			
	Dec-22	222	42			
2023	Jan-23	904	98			
	Feb-23	599	184			
	Mar-23	245	149			
	Apr-23	86	70			
	May-23	134	98			
	Jun-23	113	267			
	Jul-23	88	42			
	Aug-23	81	66			
	Sep-23	1 009	20			
	Oct-23	143	21			
	Total	6 817	4 048			

CSR workflow



History

Global counts on all catalogues in 2022

Catalogue	Jan-22	Feb-22	Mar-22	Apr-22	May-22	Jun-22	Jul-22	Aug-22	Sep-22	Oct-22	Nov-22	Dec-22
EDMO	4 521	4 526	4 533	4 551	4 560	4 584	4 588	4 616	4 634	4 667	4 691	4 703
EDMED	4 281	4 292	4 294	4 296	4 298	4 306	4 307	4 309	4 309	4 321	4 322	4 324
EDMERP	3 364	3 365	3 367	3 367	3 373	3 374	3 395	3 397	3 401	3 406	3 413	3 423
EDIOS-PRG	371	371	371	371	371	371	371	372	372	372	372	372
-Series	16 657	16 666	16 666	16 666	16 666	16 666	16 666	16 667	16 667	16 667	17 020	17 020
CSR	64 815	64 895	65 009	65 328	65 354	61 820	62 096	62 226	62 512	63 032	64 141	64 363
CDI	2 702 535	2 708 033	2 728 713	2 731 329	2 758 139	2 777 414	2 801 184	2 806 350	2 813 360	2 819 264	2 826 367	2 831 011

Global counts on all catalogues in 2021

Catalogue	Jan-21	Feb-21	Mar-21	Apr-21	May-21	Jun-21	Jul-21	Aug-21	Sep-21	Oct-21	Nov-21	Dec-21
EDMO	4 403	4 413	4 434	4 441	4 460	4 470	4 481	4 486	4 487	4 497	4 502	4 509
EDMED	4 262	4 262	4 263	4 264	4 267	4 268	4 273	4 274	4 278	4 278	4 278	4 279
EDMERP	3 311	3 317	3 326	3 330	3 335	3 339	3 341	3 341	3 348	3 354	3 354	3 355
EDIOS-PRG	371	370	371	371	371	371	371	371	371	371	371	371
-Series	16 653	16 654	16 656	16 656	16 656	16 656	16 656	16 656	16 657	16 657	16 657	16 657
CSR	60 783	60 822	61 276	61 343	63 030	63 079	64 458	64 567	64 624	64 667	64 722	64 764
CDI	2 584 536	2 591 431	2 596 096	2 625 498	2 626 427	2 646 959	2 656 975	2 663 701	2 676 060	2 676 121	2 683 271	2 697 131

Global counts on all catalogues in 2020

Catalogue	Jan-20	Feb-20	Mar-20	Apr-20	May-20	Jun-20	Jul-20	Aug-20	Sep-20	Oct-20	Nov-20	Dec-20
EDMO	4 249	4 267	4 278	4 291	4 298	4 316	4 320	4 331	4 349	4 365	4 374	4 388
EDMED	4 225	4 227	4 228	4 232	4 234	4 245	4 247	4 249	4 250	4 252	4 254	4 259
EDMERP	3 166	3 170	3 177	3 190	3 205	3 239	3 254	3 278	3 289	3 300	3 300	3 307
EDIOS-PRG	368	370	370	370	370	370	370	370	370	370	370	370
-Series	16 645	16 645	16 645	16 645	16 645	16 645	16 645	16 651	16 652	16 652	16 652	16 652
CSR	57 920	58 136	58 177	58 261	58 315	58 560	58 935	59 414	60 159	59 599	60 167	60 995
CDI	2 289 624	2 311 070	2 333 919	2 349 773	2 375 117	2 433 487	2 447 194	2 474 835	2 487 180	2 561 271	2 563 223	2 576 807

Global counts on all catalogues in 2019

Catalogue	Jan-19	Feb-19	Mar-19	Apr-19	May-19	Jun-19	Jul-19	Aug-19	Sep-19	Oct-19	Nov-19	Dec-19
EDMO	4 105	4 110	4 117	4 131	4 138	4 177	4 181	4 190	4 195	4 211	4 227	4 234
EDMED	4 198	4 198	4 203	4 205	4 207	4 205	4 205	4 206	4 209	4 210	4 213	4 223
EDMERP	3 125	3 128	3 133	3 133	3 135	3 138	3 144	3 144	3 149	3 159	3 163	3 164
EDIOS-PRG	363	363	363	363	363	363	363	363	367	367	367	367
CSR	56 877	56 943	57 089	57 148	57 267	57 331	57 437	57 474	57 537	57 637	57 749	57 866
CDI	2 289 929	2 294 771	2 299 924	2 302 286	2 306 093	2 316 223	2 316 610	2 316 610	2 316 610	2 281 710	2 283 087	2 288 566

Global counts on all catalogues in 2018

Catalogue	Jan-18	Feb-18	Mar-18	Apr-18	May-18	Jun-18	Jul-18	Aug-18	Sep-18	Oct-18	Nov-18	Dec-18
EDMO	3 927	3 931	3 940	3 952	3 968	3 981	3 997	3 999	4 010	4 021	4 068	4 078
EDMED	4 154	4 158	4 162	4 166	4 166	4 170	4 173	4 189	4 191	4 182	4 187	4 187
EDMERP	3 042	3 048	3 051	3 054	3 058	3 062	3 068	3 071	3 073	3 083	3 105	3 106
EDIOS-PRG	362	362	362	362	362	362	363	363	363	363	363	363
CSR	55 399	55 485	55 630	55 709	55 783	55 937	55 982	56 085	56 316	56 436	56 694	56 783
CDI	2 101 090	2 106 680	2 110 688	2 122 824	2 137 067	2 146 266	2 148 856	2 152 074	2 159 216	2 262 108	2 276 264	2 283 986

Global counts on all catalogues in 2017

Catalogue	Jan-17	Feb-17	Mar-17	Apr-17	May-17	Jun-17	Jul-17	Aug-17	Sep-17	Oct-17	Nov-17	Dec-17
EDMO	3 802	3 812	3 826	3 832	3 838	3 869	3 880	3 886	3 891	3 899	3 915	3 920
EDMED	4 082	4 085	4 084	4 096	4 099	4 101	4 101	4 108	4 131	4 135	4 142	4 149
EDMERP	2 981	2 988	2 990	2 990	2 992	2 993	3 000	3 016	3 018	3 020	3 026	3 036
EDIOS-PRG	362	362	362	362	362	362	362	362	362	362	362	362
CSR	53 850	53 892	53 974	54 175	54 218	54 217	54 250	54 387	54 795	54 949	55 052	55 178
CDI	1 947 452	1 949 991	1 955 483	1 968 060	1 971 285	1 974 509	1 977 738	1 980 818	2 000 402	2 063 832	2 081 618	2 093 605

Global counts on all catalogues in 2016

Catalogue	Jan-16	Feb-16	Mar-16	Apr-16	May-16	Jun-16	Jul-16	Aug-16	Sep-16	Oct-16	Nov-16	Dec-16
EDMO	3 671	3 670	3 686	3 691	3 695	3 712	3 730	3 733	3 747	3 758	3 775	3 791
EDMED	4 060	4 066	4 007	4 061	4 062	4 067	4 069	4 074	4 076	4 077	4 077	4 077
EDMERP	2 903	2 961	2 961	2 961	2 966	2 971	2 971	2 974	2 975	2 975	2 975	2 979
EDIOS-PRG	362	362	362	362	362	362	362	362	362	362	362	362
CSR	54 182	54 339	54 422	55 100	55 119	55 178	55 216	55 238	55 264	53 484	53 537	53 669
CDI	1 813 947	1 819 492	1 824 402	1 825 957	1 844 660	1 854 787	1 858 162	1 864 378	1 869 790	1 873 823	1 884 034	1 936 759

Global counts on all catalogues in 2015

Catalogue	Jan-15	Feb-15	Mar-15	Apr-15	May-15	Jun-15	Jul-15	Aug-15	Sep-15	Oct-15	Nov-15	Dec-15
EDMO	3 210	3 223	3 275	3 324	3 422	3 532	3 556	3 564	3 583	3 619	3 639	3 659
EDMED	3 980	3 982	3 984	3 984	3 990	3 992	4 014	4 034	4 053	4 055	4 054	4 060
EDMERP	2 858	2 866	2 878	2 878	2 886	2 898	2 900	2 900	2 901	2 903	2 903	2 903
EDIOS-PRG	360	360	361	361	361	361	361	361	362	362	362	362
CSR	52 977	53 028	53 238	53 304	53 400	53 463	53 553	53 602	53 836	53 938	54 057	54 135
CDI	1 714 285	1 721 708	1 721 604	1 720 724	1 709 958	1 764 762	1 767 715	1 779 199	1 784 327	1 796 791	1 800 648	1 809 541

Global counts on all catalogues in 2014

Catalogue	Jan-14	Feb-14	Mar-14	Apr-14	May-14	Jun-14	Jul-14	Aug-14	Sep-14	Oct-14	Nov-14	Dec-14
EDMO	2 451	2 467	2 651	2 685	2 688	2 692	2 693	2 701	2 875	3 103	3 199	3 212
EDMED	3 944	3 945	3 945	3 947	3 948	3 955	3 957	3 960	3 961	3 962	3 963	3 965
EDMERP	2 787	2 808	2 830	2 832	2 834	2 837	2 841	2 844	2 847	2 849	2 850	2 857
EDIOS-PRG	359	360	360	360	360	360	360	360	360	360	360	360
CSR	51 724	51 788	51 941	52 012	52 012	52 151	52 190	52 506	52 566	52 603	52 650	52 657
CDI	1 498 793	1 537 556	1 558 428	1 566 528	1 569 847	1 575 035	1 604 916	1 612 514	1 621 749	1 626 904	1 631 984	1 662 548

Global counts on all catalogues in 2012/2013

Catalogue	Sept-12	Oct-12	Nov-12	Dec-12	Jan-13	Feb-13	Mar-13	Apr-13	May-13	Aug-13	Sep-13	Oct-13	Nov-13	Dec-13
EDMO	2 261	2 283	2 296	2 304	2 330	2 351	2 359	2 362	2 370	2 384	2 404	2 404	2 423	2 431
EDMED	3 834	3 834	3 834	3 834	3 834	3 834	3 882	3 885	3 885	3 889	3 901	3 901	3 925	3 944
EDMERP	2 617	2 637	2 667	2 674	2 683	2 684	2 685	2 686	2 690	2 698	2 710	2 710	2 772	2 772
EDIOS-PRG	350	350	350	350	353	353	353	353	354	356	358	359	359	359
CSR	48 824	48 975	49 326	49 750	50 917	51 033	51 276	51 647	50 973	51 181	51 207	51 259	51 588	51 730
CDI	1 088 322	1 097 399	1 241 010	1 267 669	1 274 982	1 291 491	1 302 629	1 311 827	1 317 191	1 350 455	1 356 245	1 360 236	1 386 446	1 496 950

BODC	2	
CSIC-UTM	8	
DOD	25	
ETH Zürich	1	
Faroe MRI	1	
GEOMAR	3	
ICES (managed by Ifremer)	1 721	
IEO-CSIC	52	
ILVO	1	
IMGW-NRI	2	
LHEI	10	
MBA	1	
MI	2	
MRI	2	
NIMRD	4	
NMD	32	1
RBINS (IRScNB/KBIN)	3	
SISMER	12	27
SLF	1	
SMHI	8	
SOCIB	1	
TALTECH	1	
UMF	1	1
VLIZ	1	