



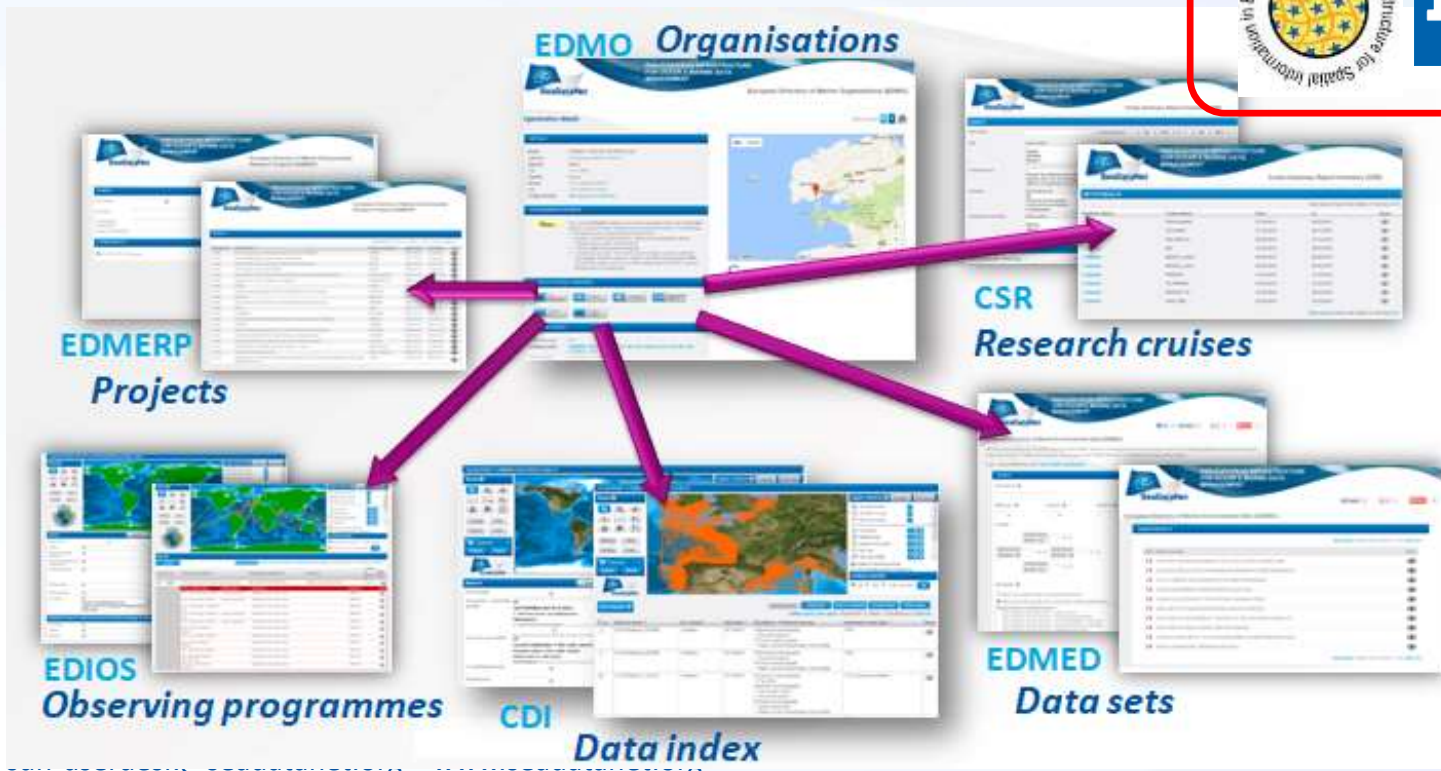
SeaDataCloud

WP5 - Progress on the catalogues and new connections

S. Iona, HCMR

1st Annual Plenary Meeting, Athens, Greece, 16-19 October, 2017
sdn-userdesk@seadatanet.org – www.seadatanet.org

Linked Metadata directories and services (incl. map services) for search and display



Management

- the SDN national nodes use on-line (like CMS forms) and off-line tools (MIKADO) that produce XML ISO 19115, 19139 compliant exchanges

Directory + pan-European coordinator	Format info	Online CMS	XML exchange from national to pan-European level
EDMED (coordinator BODC)	Check EDMED format	No	Yes
EDMERP (coordinator MARIS)	Check EDMERP format	Online	Yes
CSR (coordinator BSH)	Check CSR format		Online*
EDIOS (coordinator BODC)	Check EDIOS format	No	Yes
EDMO (coordinator MARIS)			Online
CDI (coordinator MARIS)	Check CDI format		No

Including CSR references in CDI entries

- Establishment of a direct relation between the CSR and CDI resources of SeaDataNet
- “How to” document
(<https://www.seadatanet.org/Metadata/How-to-contribute/Data-CDI>)

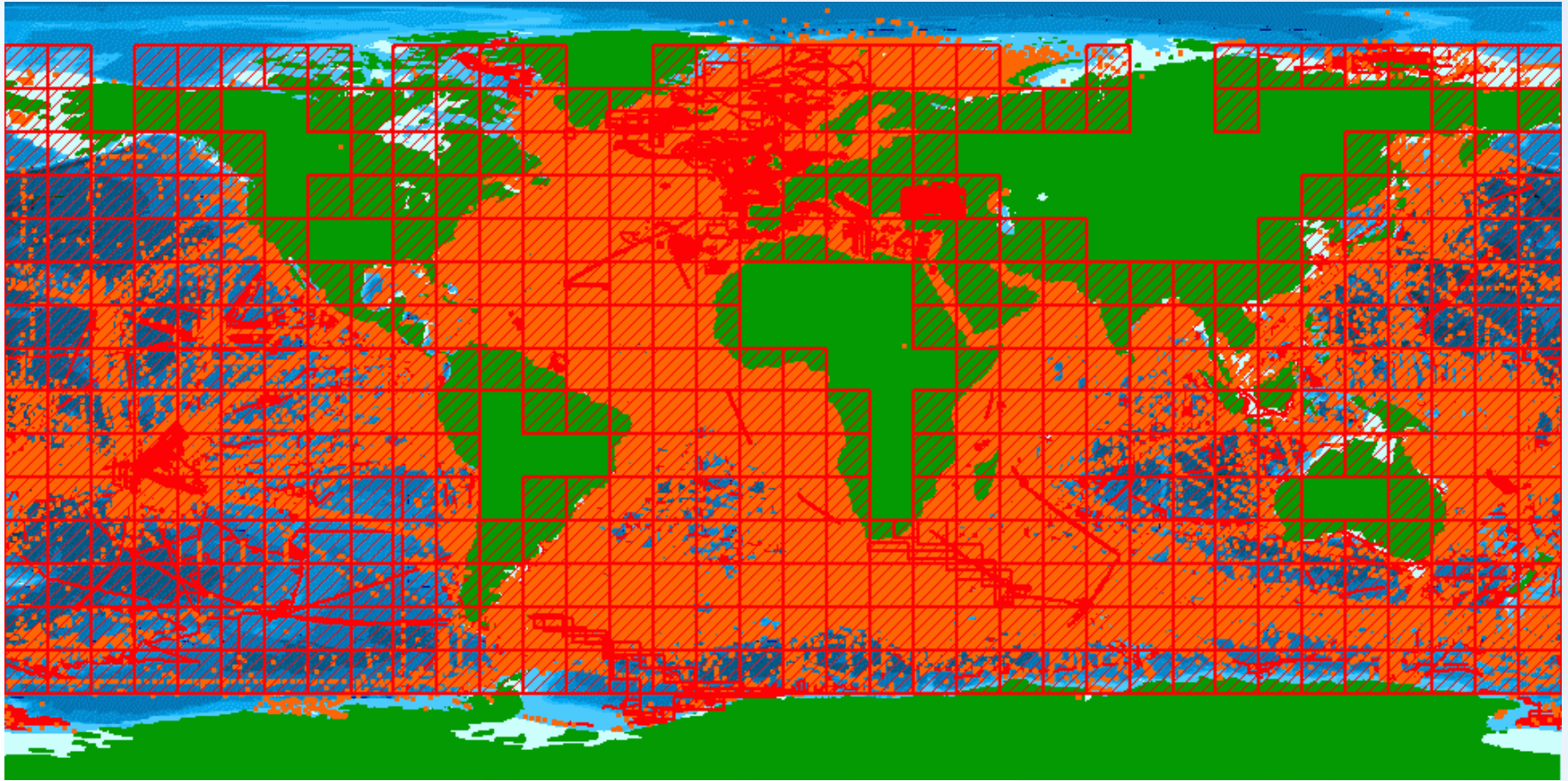
Deliverable number	Short title
	CSR Extract web service explanation
Long title	
CSR Extract web service explanation	
Short description	
This document describes the web service to ease looking up SeaDataNet Cruise Summary Records (CSR) for linking these in CDI records	
Author	Working group
Dick Schaap	
Dissemination	Copyright terms
Public	

Overall Progress during first year

Catalogue	Nb of new entries	Nb of updates	Nb of active SDC DCs (41 in total)
CDI	143,593	395,733	31
EDMERP	46	35	13
EDMO	168	223	35
EDMED	54	223	9
CSR	1351	2058	20
EDIOS	No change	No change	

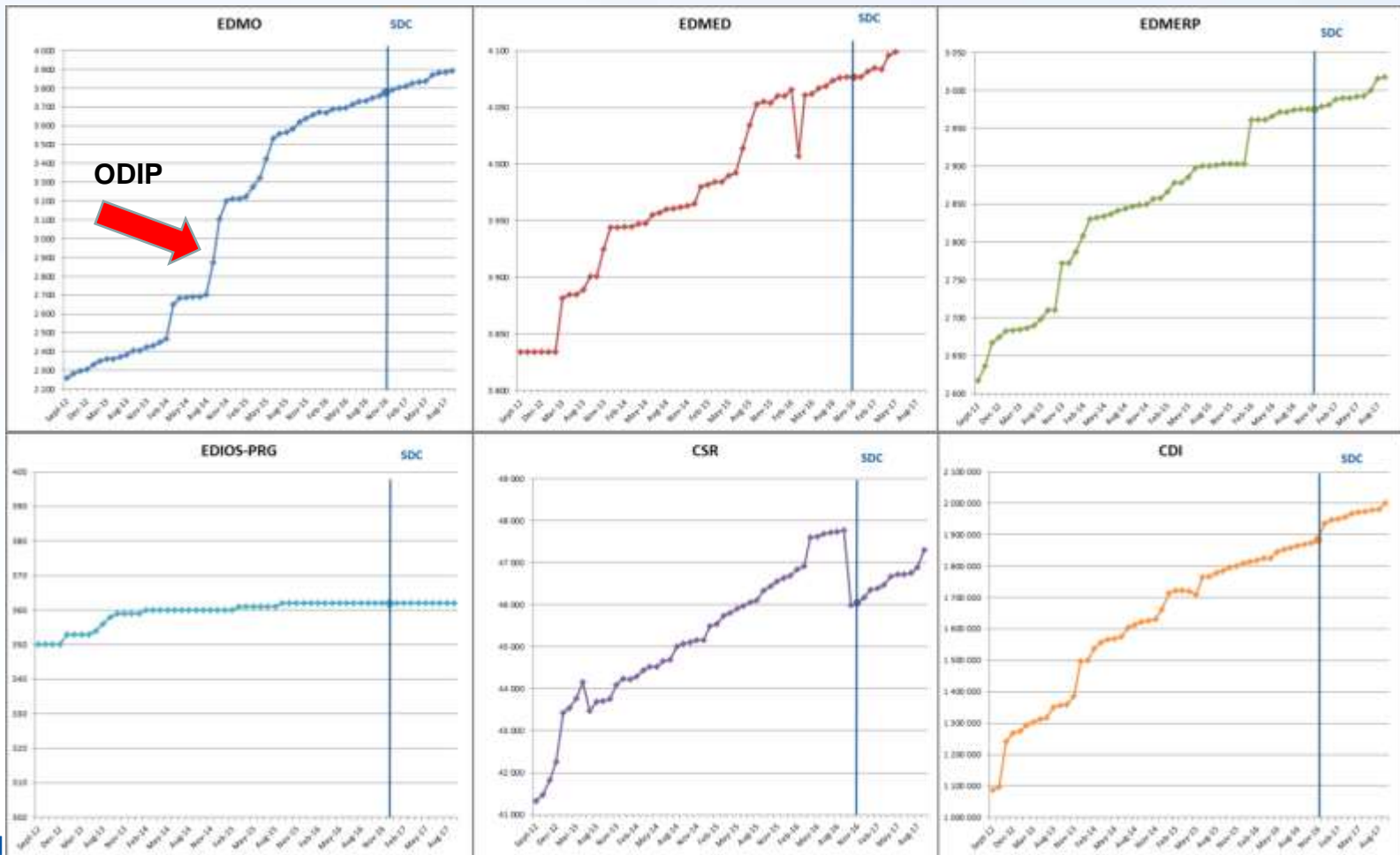
TOTAL SDC PARTNERS	41
TOTAL OTHERS PARTNERS	66
TOTAL	107

(more than 600 data originators)



2.03 million CDI entries from 34 countries, 107 data centres and 612 originators for physics, chemistry, geology, geophysics, bathymetry and biology; from 1805 to 2017; 87.6% unrestricted or under SDN License

Increasing trend in the catalogues content



CDI Progress during first year

Name	Country	New records added since 1 November 2016	Updated records since 1 November 2016	Number of records in import db
IFREMER	France	27957	196965	
BODC	United Kingdom	4455	5358	
SMHI	Sweden	1163	1163	
IEO	Spain	1177	1618	88
HCMR	Greece	1341	3022	73
OGS	Italy	4907	4949	
RIHMI-WDC	Russian Fed.	582	747	
ENEA	Italy	190	190	20
METU-IMS	Turkey	516	26299	
IMR	Norway	15892	33130	
AU-BIOS	Denmark	15364	15364	
ICES	Denmark	55499	75400	
MI	Ireland	1314	9547	504
VLIZ	Belgium	import is underway		108
MRI	Iceland	1420	1420	
FMI	Finland	import is underway		17191
IMGW	Poland	tests are underway		3
MSI	Estonia	460	900	
LHEI	Latvia	421	421	
SIO-RAS	Russian Fed.	30	30	
IO-BAS	Bulgaria	327	327	
NIMRD	Romania	1198	3538	
IOF	Croatia	import is underway		87
TSU-DNA	Georgia	42	122	
NIB	Slovenia	354	666	
UOM	Malta	2	5	94
CNR	Italy	299	299	42
UTM-CSIC (new)	Spain	22	28	
SYKE (new)	Finland	5291	5291	
UkrSCES (new)	Ukraine	279	5829	
SHOM	France	3112	3122	8
INSTM	Tunisia	8	8	

New Partners and connections

Name	Country	New CDIS	Updates	Number of CDI records in import db
UTM-CSIC	Spain	22	28	Connected through EMODnet
SYKE	Finland	5291	5291	Connected through EMODnet
UkrSCES	Ukraine	279	5829	Connected through EMODnet
ORION	Cyprus			DM installed, not accessible to the MARIS RSM, no submissions yet
OASU	France			DM installed, not accessible to the MARIS RSM, no submissions yet
CNRS-SBR	France			connected, CDIs under production
CNRS-MIO	France			connected, the data require new vocabularies

Partners with no CDI progress during 1st year

Name	Country	New records added since 1 November 2016	Updated records since 1 November 2016
BSH	Germany	0	0
IHPT	Portugal	0	0
NIOZ	Netherlands	0	1
RBINS	Belgium	0	0
IORL	Israel	0	0
IO PAN	Poland	0	0
IMBK	Montenegro	0	0

CSR Progress during first year

Name	Country	New	Upgrades
IFREMER	France	283	1489
BSH-DOD	Germany	119	19
SMHI	Sweden	34	
IEO	Spain	120	422
HCMR	Greece	52	
OGS	Italy	29	3
RIHMI-WDC	Russian Federation	2	
METU-IMS	Turkey	42	2
IMR	Norway	70	12
MI	Ireland	50	
IHPT	Portugal	1	1
NIOZ	Netherlands	8	
MRI	Iceland	2	
RBINS-BMDC	Belgium	173	
MRI	Iceland	5	
IMGW	Poland	6	1
MSI	Estonia	21	5
LIAE	Latvia	5	
MHI (+ UkrSCES)	Ukraine	270	
IO-BAS	Bulgaria	32	95
NIMRD	Romania	5	9
IMBK	Montenegro	20	
UOM	Malta	6	0

No CSR Progress

Name	Country	New	Upgrades
NERC-BODC	UK		
FMI	Finland		
SIO-RAS	Russian Federation		
TSU-DNA	Georgia		
IOF	Croatia		
NIB	Slovenia		
IORL	Israel		
IOPAN	Poland		
SHOM	France		

EDMERP Progress during first year

Country	New	Updates
Bulgaria	6	0
Germany	6	1
Estonia	4	0
France	9	15
United Kingdom	1	1
Georgia	1	0
Greece	1	0
Ireland	1	0
Italy	1	5
Netherlands	0	3
Romania	1	2
Turkey	15	4
Montenegro	0	4
Bulgaria	6	0

EDMO Progress during first year

Country	New records	Updated records	Country	New records	Updated records
Australia	12	2	Israel	1	0
Belgium	0	4	Italy	3	22
Bulgaria	8	1	Latvia	5	3
Canada	8	4	Malta	2	1
Croatia	0	5	Montenegro	0	3
Cyprus	0	4	Netherlands	2	0
Denmark	6	5	Norway	3	6
Estonia	0	2	Poland	2	5
Finland	12	3	Portugal	1	2
France	19	20	Romania	0	9
Georgia	0	5	Russian Federation	0	3
Germany	6	9	Slovenia	1	0
Greece	1	5	Spain	2	9
Ireland	2	9	Sweden	31	7
United Kingdom	18	53	Turkey	3	2
United States	10	14	Ukraine	0	6

EDIOS status

EDIOS – Entries updated until 13/10/2017

EDMO code	Partner organisation	Country	Series	Programmes
713	Marine Systems Institute at Tallinn University of Technology	Estonia	2	2
486	IFREMER / IDM/SISMER	France	991	27
1850	Federal Maritime and Hydrographic Agency	Germany	10	1
164	Hellenic Centre for Marine Research, Institute of Oceanography (HCMR/IO)	Greece	8	1
396	Marine Institute	Ireland	73	12
136	ENEA Centro Ricerche Ambiente Marino - La Spezia	Italy	28	26
21	IHPT, Hydrographic Institute	Portugal	14	1
2432	Institute of Marine Biology (IMBK)	Montenegro	2	1
612	Institute of Marine Research - Norwegian Marine Data Centre (NMD)	Norway	279	4
8	OGS (Istituto Nazionale di Oceanografia e di Geofisica Sperimentale), Division of Oceanography	Italy	10	3
1229	National Institute of Biology - NIB Marine Biology Station	Slovenia	4	1
353	IEO/Spanish Oceanographic Institute	Spain	43	4
545	Swedish Meteorological and Hydrological Institute	Sweden	25	2
687	Department of Marine Environmental & Information Technologie of the Marine Hydrophysical Institute of the Ukrainian National Academy of Sciences	Ukraine	1	1
43	British Oceanographic Data Centre	United Kingdom	15103	276
Total			362	16593

Next Actions (1/2)

- Population of the system with *new T,S CDIs entries* for contribution to the aggregated collection for the SDC products
- review the existing CDIs and include a **link with the Cruise Summary Report** directory
- Many of SeaDataCloud colleagues are also involved in the EMODnet Projects for which also new CDIs are expected, and we might combine these efforts for an efficient fulfilment of our duties for both projects
- One month left since the report – there is time for the non active partners to fulfill their duties and improve their statistics

Next Actions (2/2)

- Connection with EMODnet Data Ingestion data flow
 - Support external data providers
 - Process their submissions for inclusion into the SeaDataNet

