

## May 2014 – SeaDataNet catalogues follow-up

Here are the graphs for monitoring the SeaDataNet catalogues content (all documents are available on the extranet of the project under [SeaDataNet II> Follow up](#)).

In May 2014, still significant **increases on catalogue**: **CDI** (+3 319), and not much on **EDMO**(+3), **EDMERP**(+2) and on **EDMED** (+1) while **no activities** on **CSR** and **EDIOS**.

9 partners SDN have input data in the CDI catalogue, for a total increase of 3275 records.

Details of last month upgrades per partners are the following:

CDI partner	Country	Number of new records
<b>BSH-DOD</b>	Germany	<b>14</b>
<b>EPA</b>	Lithuania	<b>46</b>
<b>IFREMER</b>	France	<b>697</b>
<b>IO-BAS</b>	Bulgaria	<b>16</b>
<b>MI</b>	Ireland	<b>2 412</b>
<b>NIOZ</b>	Netherlands	<b>81</b>
<b>RIHMI-WDC</b>	Russian Federation	<b>-2</b>
<b>SMHI</b>	Sweden	<b>-1</b>
<b>TSU-DNA</b>	Georgia	<b>12</b>
<b>Total</b>		<b>3 275</b>

2 partners, not in the SeaDataNet consortium, have input a total of 44 new entries in the CDI catalogue, which explains the difference between the total increase of CDI catalogue (3319) and the increase by SeaDataNet partners (3 275).

Since the beginning of the follow-up reports (October 2012), the global increase in CDI, per partner, is the following: Note that for SMHI and TSU-DNA, the negative global increase is due to the change in their time series management (SMHI) or the duplicates detection (TSU-DNA).

CDI partner	Name of partner	Country	Total CDIs (02/06/2014)	Global increase
SMHI	Swedish Meteorological and Hydrological Institute	Sweden	92 472	-17 055
TSU-DNA	Iv.Javakhishvili Tbilisi State University, Centre of Relations with UNESCO Oceanological Research Centre and GeoDNA (UNESCO)	Georgia	846	-49
MRI	Marine Research Institute (MRI)	Iceland	3 824	0
UOM	International Ocean Institute - Malta Operational Centre (University Of Malta) / Physical Oceanography Unit	Malta	628	0
IOPAN	IOPAN	Poland	18	18
IGEWE	IGEWE	Albania	21	21
IMBK	Institute of Marine Biology (IMBK)	Montenegro	51	29
IOF	Institute of Oceanography and Fisheries	Croatia	1 625	49
CNR	CNR	Italy	118	118
SIO-RAS	P.P.Shirshov Institute of Oceanology-RAS	Russian Federation	38 973	150
INRH	Institut National de Recherche Halieutique	Morocco	208	208
RSHU	RSHU	Russian Federation	209	209
NIB	National Institute of Biology - NIBMarine Biology Station	Slovenia	4 370	250
IOLR	Israel Oceanographic and Limnological Research (IOLR)	Israel	5 399	326
VLIZ	Flanders Marine Institute	Belgium	1 967	348
EPA	Environmental Protection Agency (EPA)	Lithuania	818	405
ENEA	ENEA Centro Ricerche Ambiente Marino - La Spezia	Italy	8 560	486
NIOZ	NIOZ Royal Netherlands Institute for Sea Research	Netherlands	5 156	527
IO-BAS	Bulgarian National Oceanographic Data Centre(BGODC)	Bulgaria	2 858	550
MUMM	Management Unit of the North Sea and Scheldt estuary Mathematical Models	Belgium	12 249	716
MHI	Marine Hydrophysical Institute	Ukraine	96 074	726
INSTM	Institut National des Sciences et Technologies de la Mer	Tunisia	867	867
LIAE	Latvian Institute of Aquatic Ecology	Latvia	1 246	939
NIMRD	National Institute for Marine Research and Development Grigore Antipa	Romania	5 247	993
TUBITAK-SHODB	Turkiye Bilimsel ve Teknolojik Arastirma Kurumu	Turkey	1 185	1 185
OC-UCY	Cyprus Oceanography Center	Cyprus	3 245	1 690
HCMR	Hellenic Centre for Marine Research	Greece	14 113	2 089
IHPT	IHPT, Hydrographic institute	Portugal	3 298	2 393

<b>MI</b>	Marine Institute	Ireland	7 287	2 586
<b>IBSS</b>	Institute of Biology of the Southern Seas	Ukraine	4 897	2 791
<b>IEO</b>	IEO/Spanish Oceanographic Institute	Spain	35 254	3 839
<b>ICES</b>	ICES	Denmark	4 986	4 986
<b>UniHb</b>	Universitaet Bremen	Germany	5 264	5 264
<b>RIHMI-WDC</b>	All-Russia Research Institute of Hydrometeorological Information - World Data Centre (RIHMI-WDC) National Oceanographic Data Centre (NODC)	Russian Federation	62 486	5 361
<b>OGS</b>	OGS (Istituto Nazionale di Oceanografia e di Geofisica Sperimentale)	Italy	99 319	9 721
<b>FMI</b>	Finnish Meteorological Institute	Finland	13 500	11 289
<b>IMGW</b>	Instytut Meteorologii i Gosodarki Wodnej	Poland	11 340	11 340
<b>MSI</b>	Marine Systems Institute at Tallinn University of Technology	Estonia	25 759	12 762
<b>BSH-DOD</b>	German Oceanographic Datacentre (NODC)	Germany	37 090	19 812
<b>METU-IMS</b>	Institute of Marine Sciences, Middle East Technical University	Turkey	23 212	20 130
<b>NERC-BODC</b>	British Oceanographic Data Centre	United Kingdom	75 690	27 633
<b>IFREMER</b>	IFREMER / IDM/SISMER	France	235 303	29 104
<b>NERI</b>	Aarhus University	Denmark	205 488	41 334
<b>IMR</b>	Institute of Marine Research - Norwegian Marine Data Centre (NMD)	Norway	87 829	73 036
<b>SHOM</b>	SHOM (Service Hydrographique et Océanographique de la Marine)	France	161 030	154 607
<b>Total</b>			<b>1 401 379</b>	<b>433 783</b>

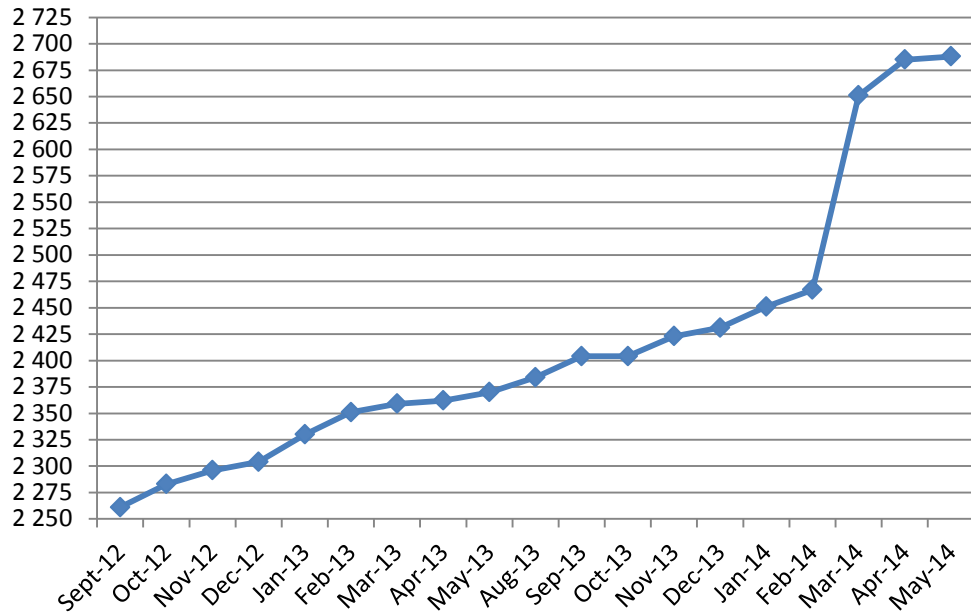
Catalogue	Sept-12	Oct-12	Nov-12	Dec-12	Jan-13	Feb-13	Mar-13	Apr-13	May-13	Aug-13	Sep-13	Oct-13	Nov-13	Dec-13
EDMO	2 261	2 283	2 296	2 304	2 330	2 351	2 359	2 362	2 370	2 384	2 404	2 404	2 423	2 431
EDMED	3 834	3 834	3 834	3 834	3 834	3 834	3 882	3 885	3 885	3 889	3 901	3 901	3 925	3 944
EDMERP	2 617	2 637	2 667	2 674	2 683	2 684	2 685	2 686	2 690	2 698	2 710	2 710	2 772	2 772
EDIOSPRG	350	350	350	350	353	353	353	353	354	356	358	359	359	359
CSR	41 330	41 481	41 832	42 256	43 423	43 539	43 782	44 153	43 479	43 687	43 713	43 765	44 094	44 236
CDI	1088322	1097399	1241010	1267669	1274982	1291491	1302629	1311827	1317191	1350455	1356245	1360236	1386446	1496950

Figure 1 - Global counts on all catalogues in 2012/2013

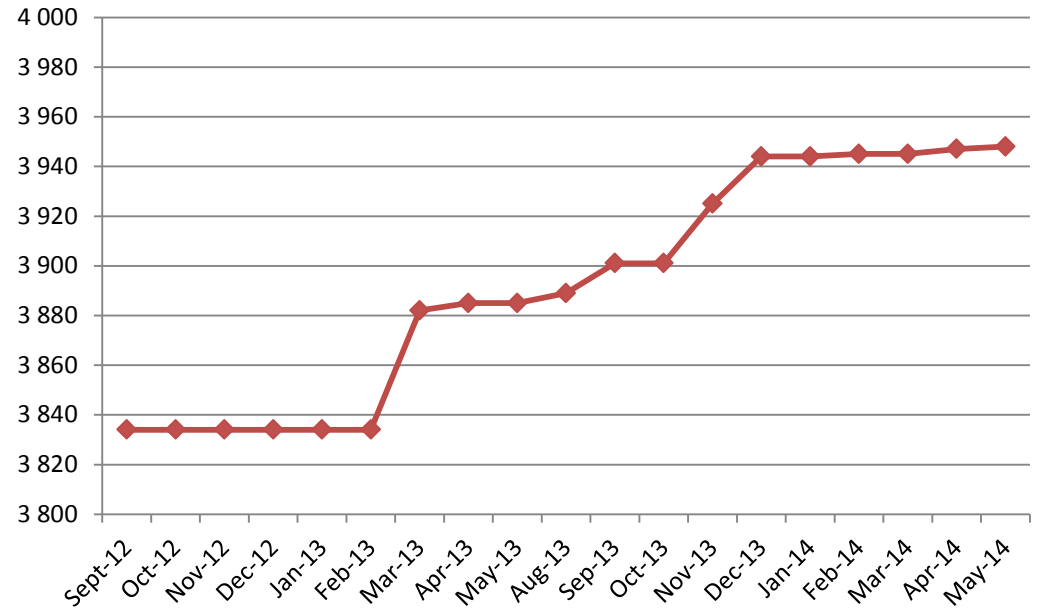
Catalogue	Jan-14	Feb-14	Mar-14	Apr-14	May-14
EDMO	2 451	2 467	2 651	2 685	2 688
EDMED	3 944	3 945	3 945	3 947	3 948
EDMERP	2 787	2 808	2 830	2 832	2 834
EDIOSPRG	359	360	360	360	360
CSR	44 230	44 294	44 447	44 518	44 518
CDI	1 498 793	1 537 556	1 558 428	1 566 528	1 569 847

Figure 2 - Global counts on all catalogues in 2014

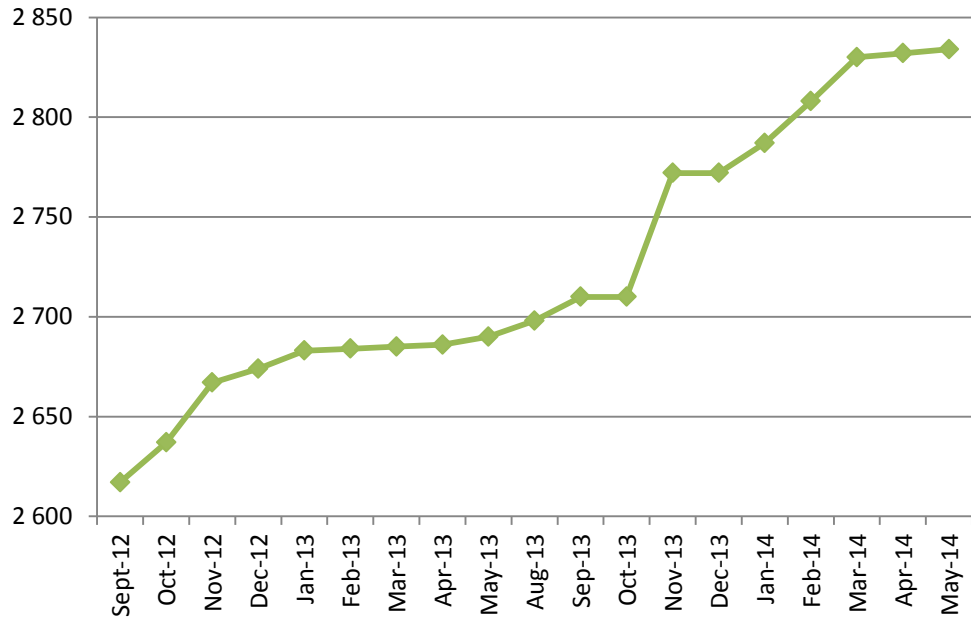
### EDMO



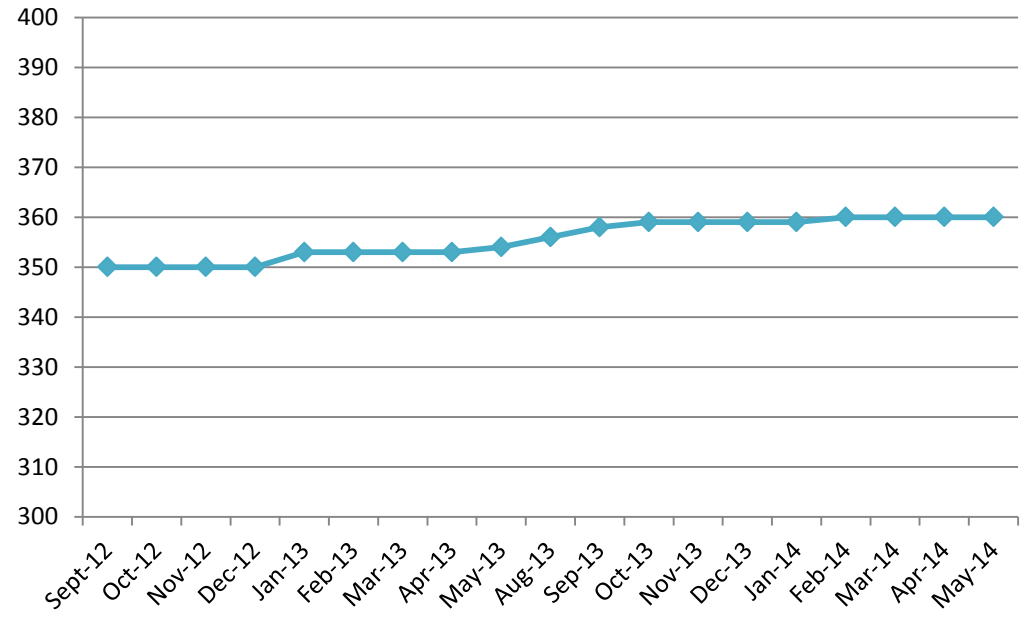
### EDMED



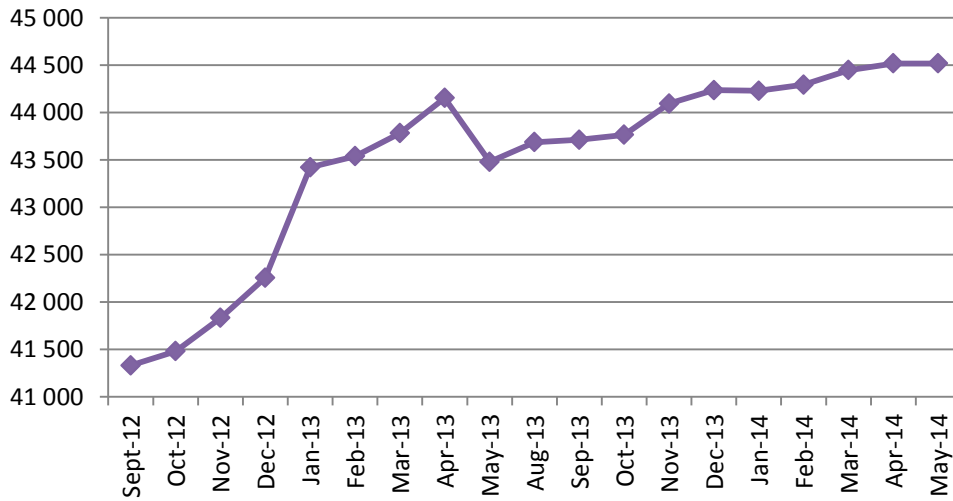
### EDMERP



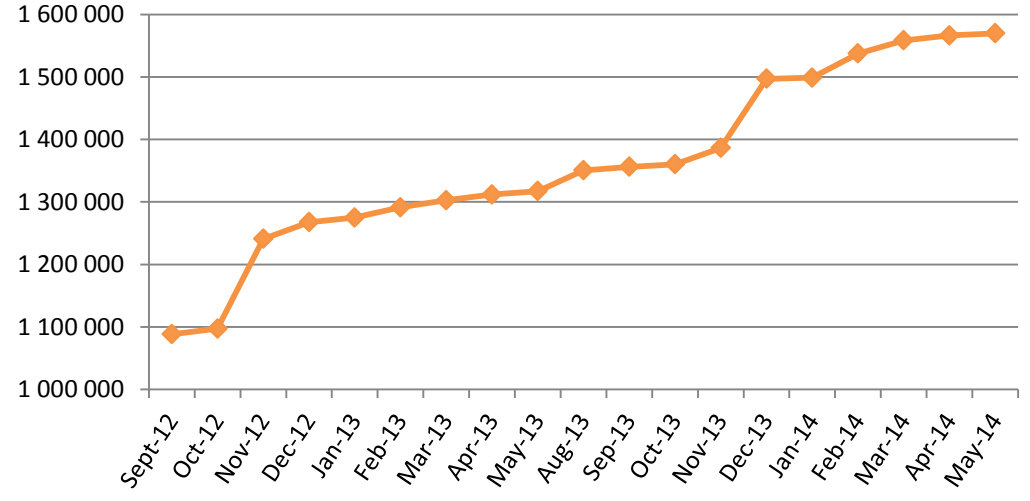
### EDIOS-PRG



### CSR



### CDI



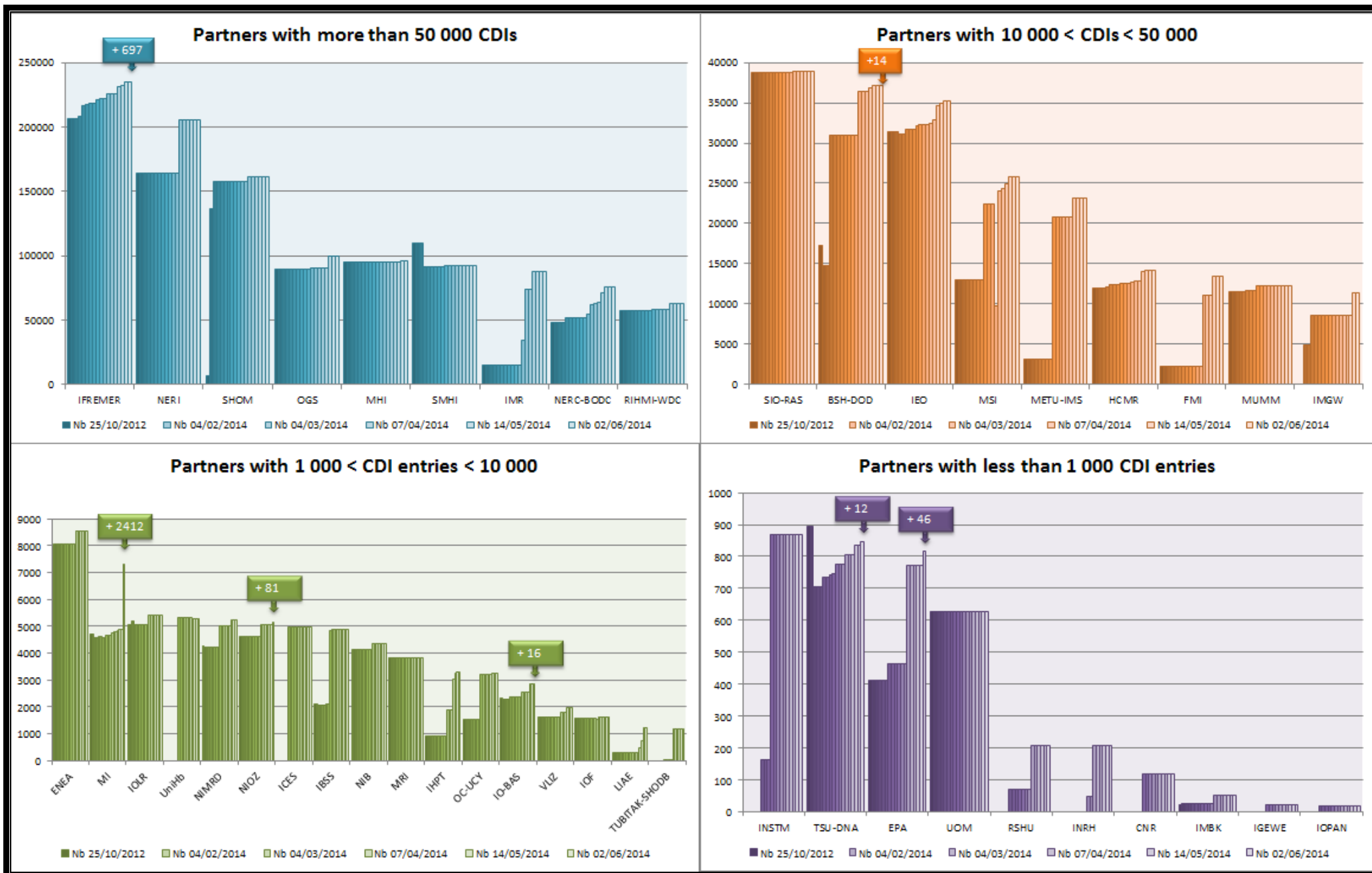


Figure 3 - Nb of CDI per partner, data centres with new data input in May 2014