

# October 2016 – SeaDataNet catalogues follow-up

---

All documents used to write this report are available on the extranet of the project under [SeaDataNet II> Follow up](#).

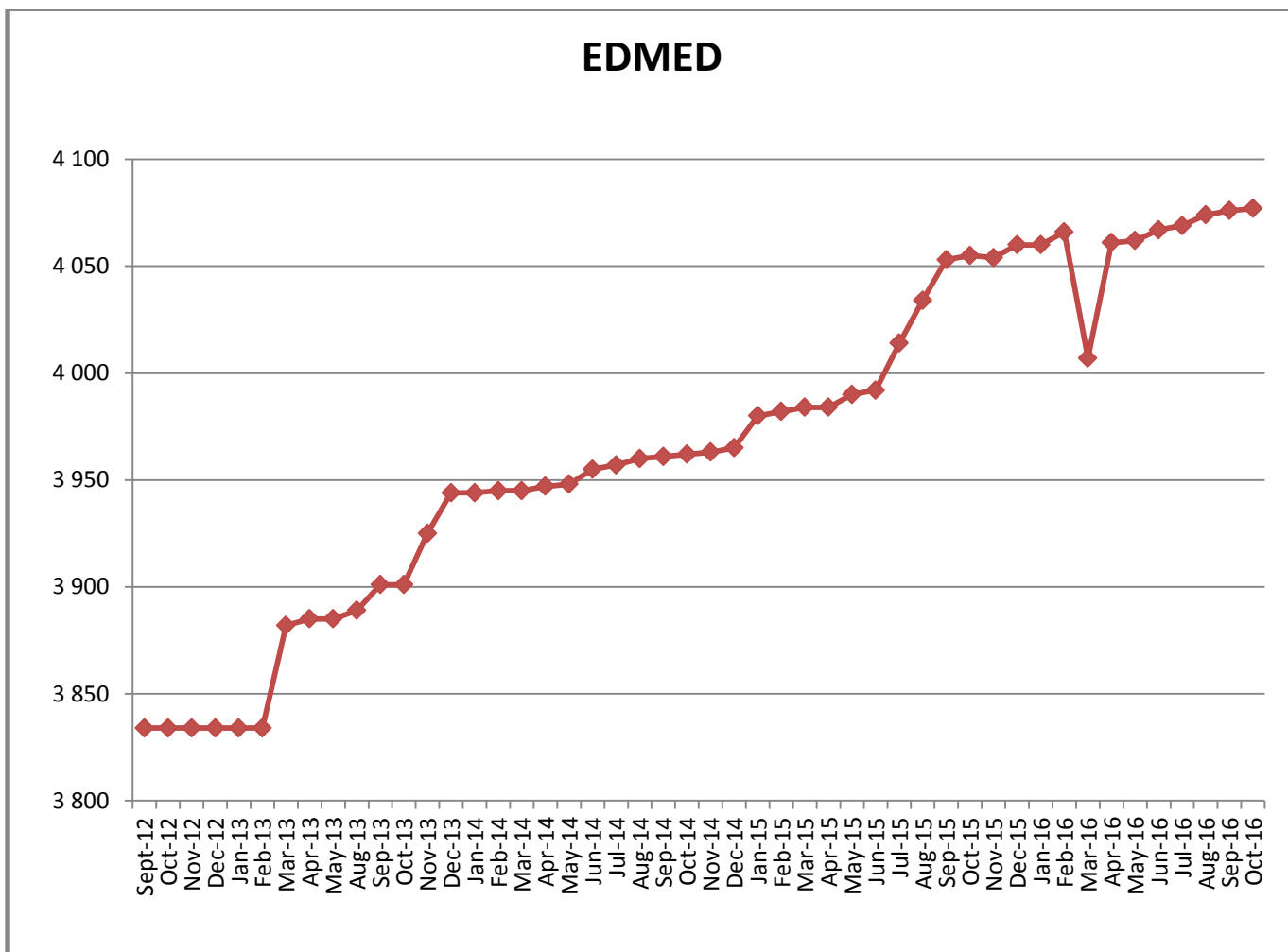
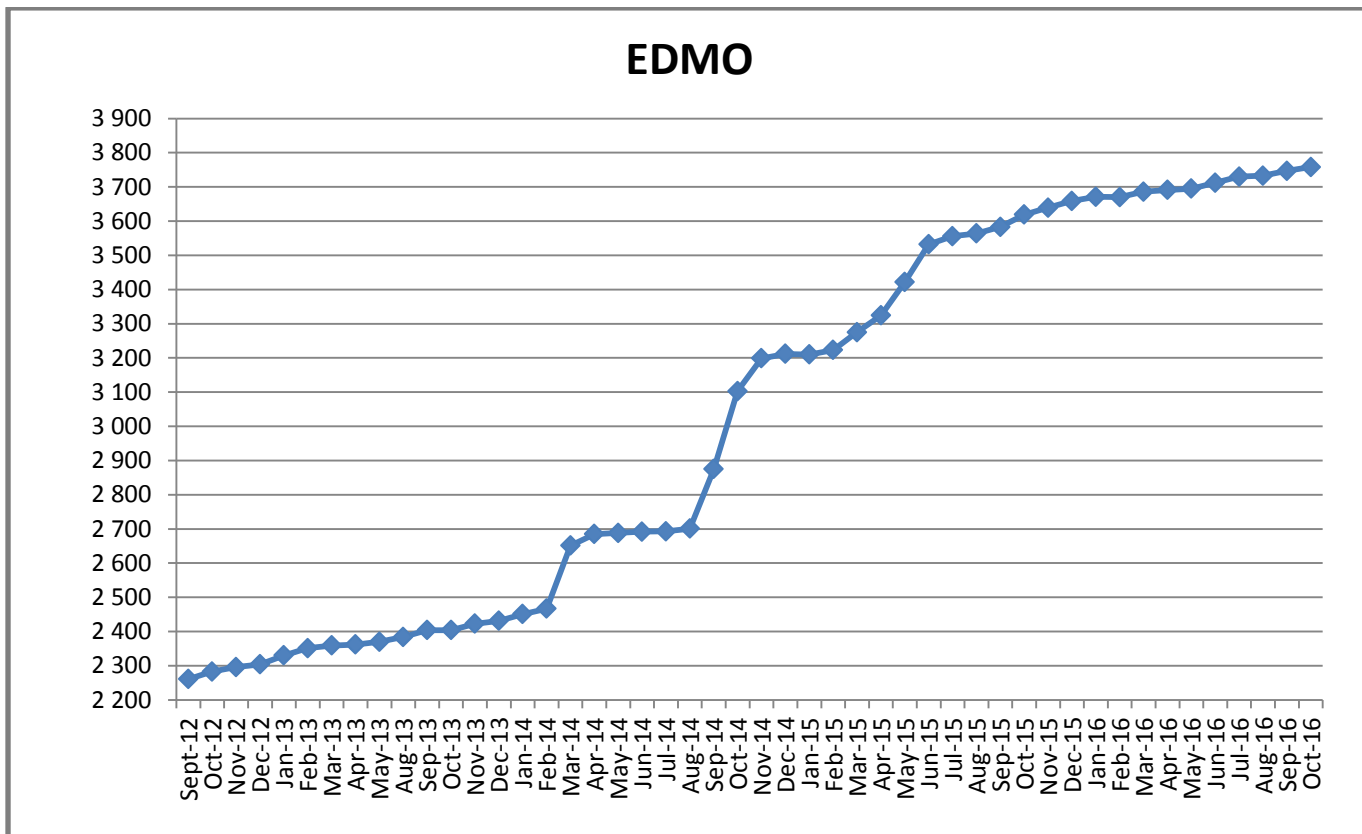
## Statistics on all catalogues

In October 2016, global increases on catalogue **CDI** (+4 033), **CSR** (+26), **EDMO** (+11), **EDMED** (+1) and no change for **EDMERP** and **EDIOS-PRG**. **CSR** number decreased (- 1 780), due to deprecated records after ICES-BSH database synchronisation.

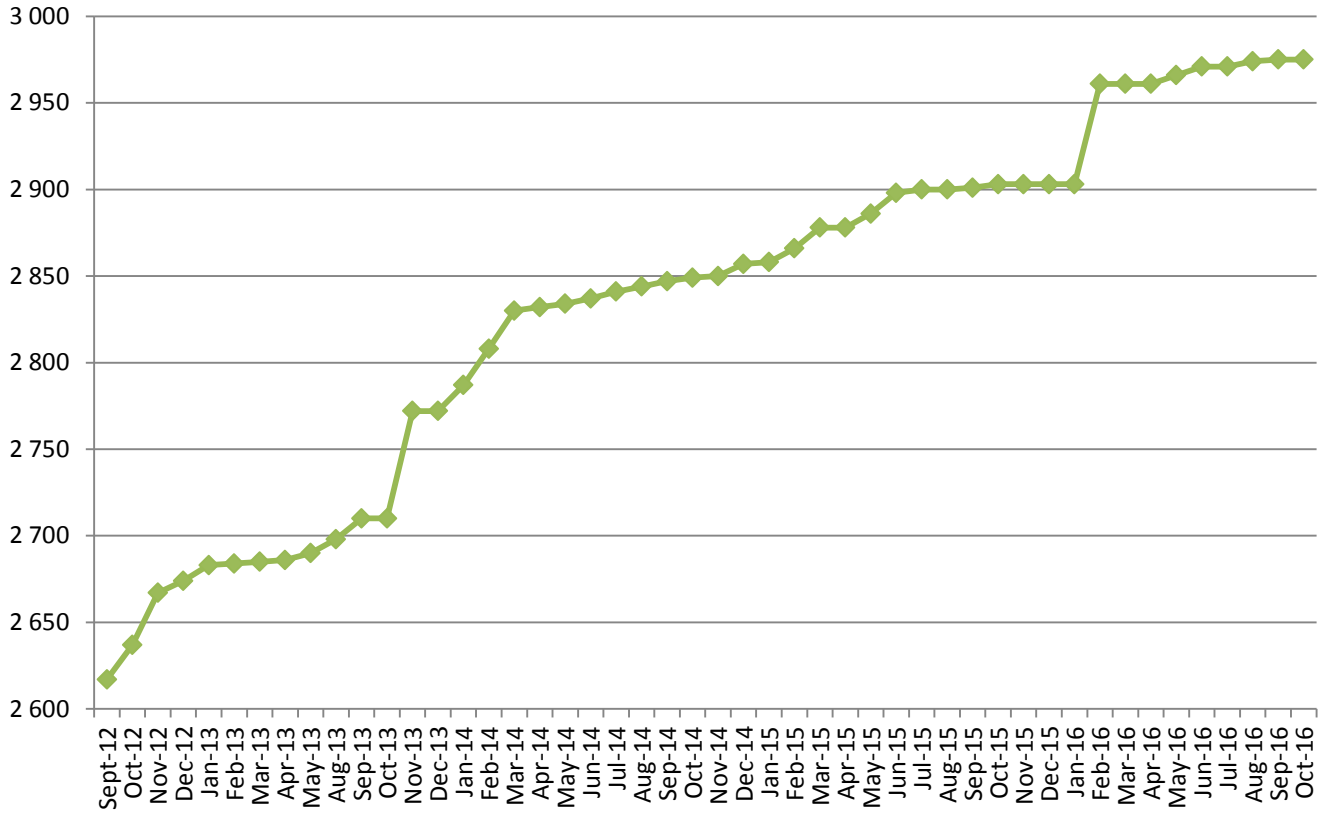
## Global counts on all catalogues in 2016

Catalogue	Oct-16	Sep-16	Aug-16	Jul-16	Jun-16	May-16	Apr-16	Mar-16	Feb-16	Jan-16
<b>EDMO</b> : Marine organisations	<b>3 758</b>	3 747	3 733	3 730	3 712	3 695	3 691	3 686	3 670	3 659
<b>EDMED</b> : Data sets	<b>4 077</b>	4 076	4 074	4 069	4 067	4 062	4 061	4 007	4 066	4 060
<b>EDMERP</b> : Projects	<b>2 975</b>	2 975	2 974	2 971	2 971	2 966	2 961	2 961	2 961	2 903
<b>EDIOS</b> : Programmes	<b>362</b>	362	362	362	362	362	362	362	362	362
<b>CSR</b> : Cruises	<b>45 990</b>	47 770	47 744	47 722	47 684	47 625	47 606	46 928	46 845	46 641
<b>CDI</b> : Data	<b>1 873 823</b>	1 869 790	1 864 378	1 858 162	1 854 787	1 844 660	1 825 957	1 824 402	1 819 492	1 809 541

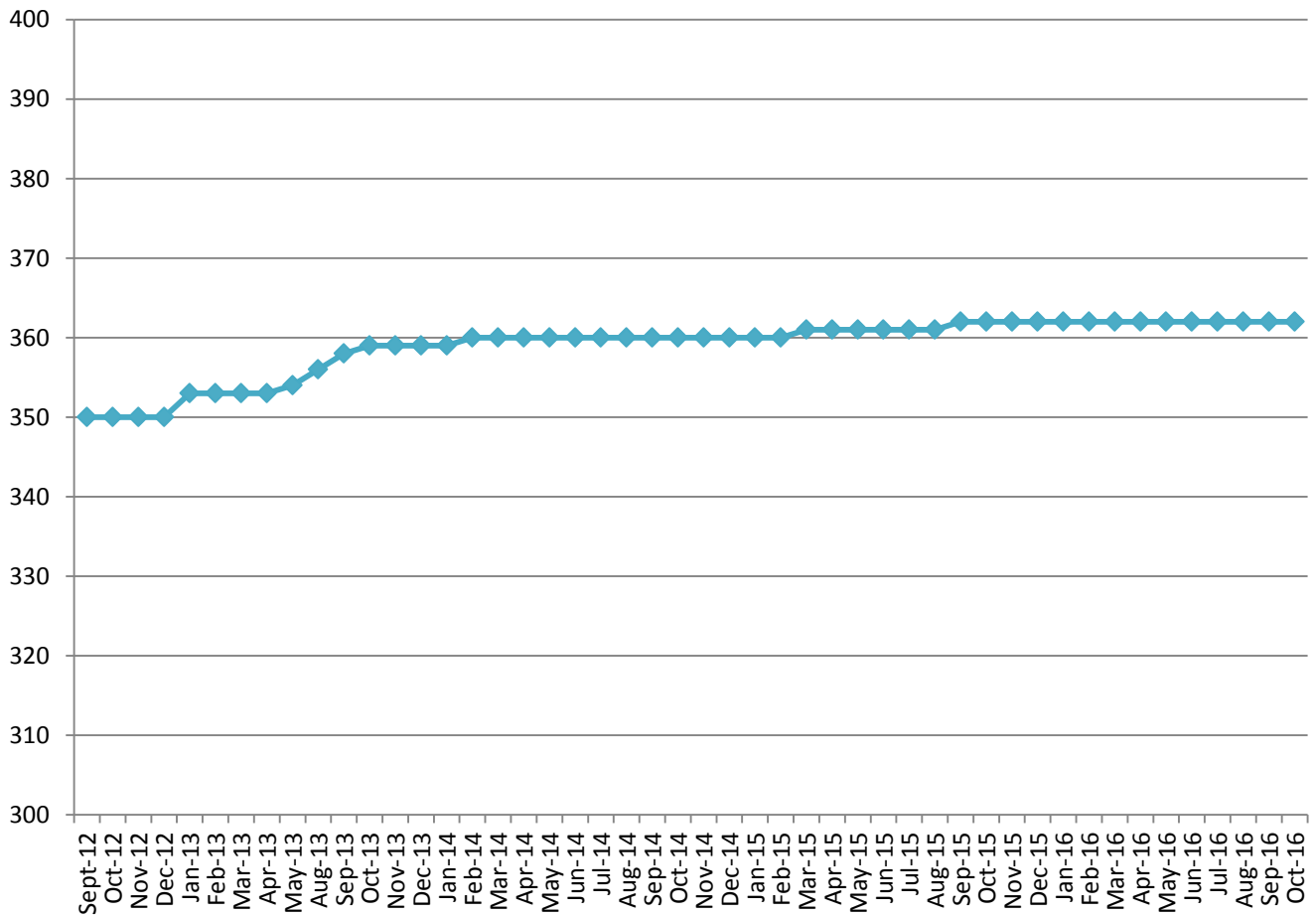
Nb of EDMO, EDMED, EDMERP, EDIOS, CSR and CDI per month



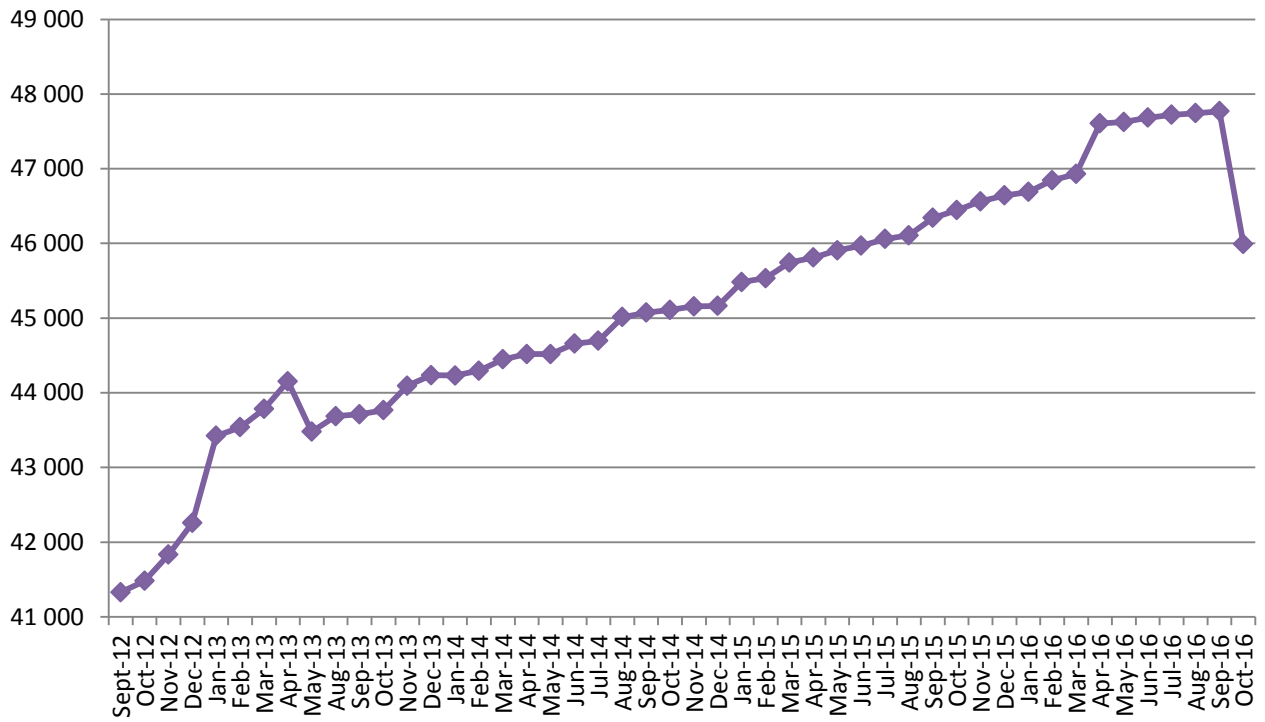
### EDMERP



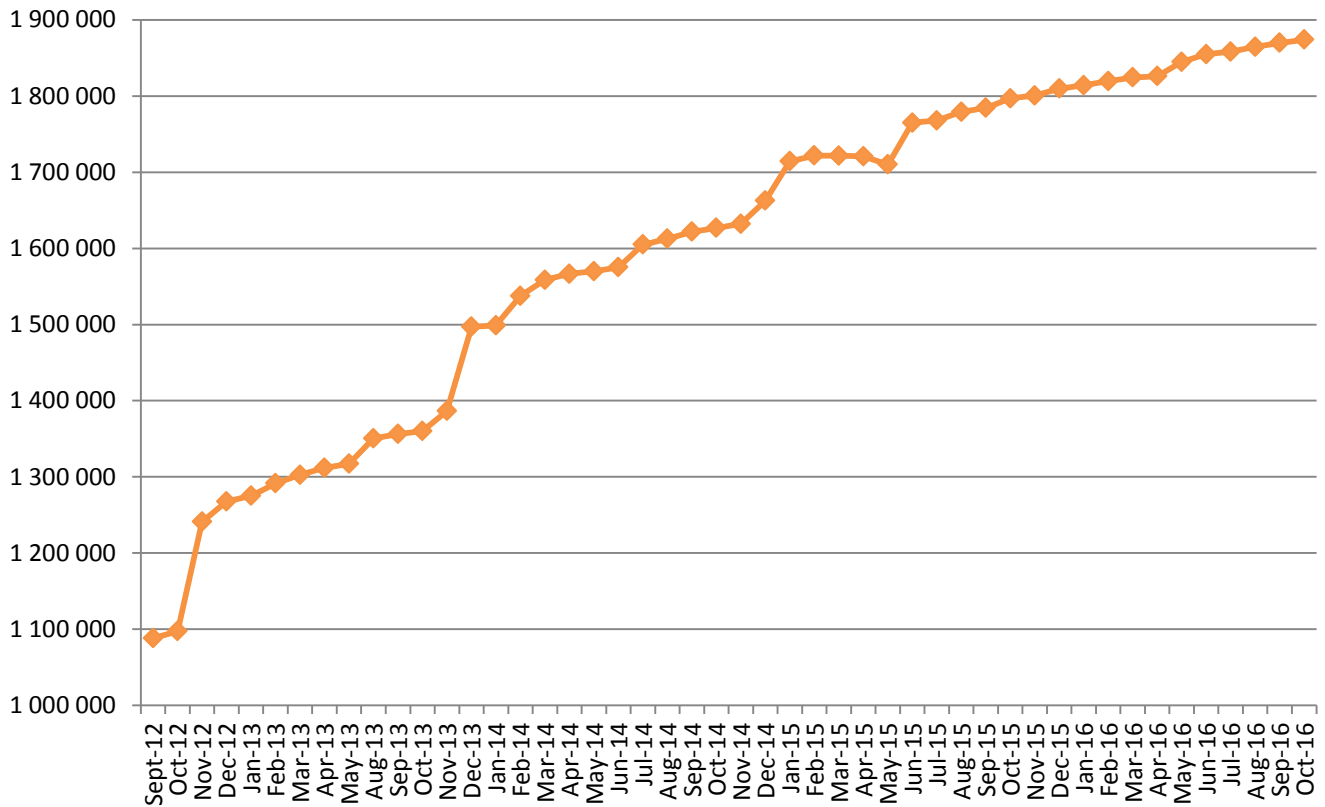
### EDIOS-PRG



## CSR



## CDI



## Statistics on CDI catalogue

Details of last month upgrades per partners are the following:

CDI partner	Country	Last increase
IEO	Spain	40
IFREMER	France	286
OC-UCY	Cyprus	19
OGS	Italy	-32
SHOM	France	3 720
<b>TOTAL</b>		<b>4 033</b>

- 5 SeaDataNet partners have input or deleted data in the CDI catalogue, for a total increase of +4 033 records.

Since the beginning of the follow-up reports (October 2012), the global increase in CDI, per partner, is the following: Note that for SMHI, TSU-DNA and SIO-RAS the negative or low global increase is due to the change in their time series management (SMHI), the duplicates detection (TSU-DNA) or the change of data owner and the remove of incorrect records (SIO-RAS. The new owner is SOI, not in the SeaDataNet consortium).

CDI partner	Name of partner	Country	Nb 07/11/2016	Global increase
<b>SIO-RAS</b>	P.P.Shirshov Institute of Oceanology-RAS	Russian Federation	10 441	<b>-28 382</b>
<b>SMHI</b>	Swedish Meteorological and Hydrological Institute	Sweden	94 286	<b>-15 241</b>
<b>IOPAN</b>	IOPAN	Poland	18	<b>18</b>
<b>TSU-DNA</b>	Iv.Javakhishvili Tbilisi State University, Centre of Relations with UNESCO Oceanological Research Centre and GeoDNA	Georgia	952	<b>57</b>
<b>RSHU</b>	RSHU	Russian Federation	308	<b>308</b>
<b>UOM</b>	International Ocean Institute - Malta Operational Centre (University Of Malta) / Physical Oceanography Unit	Malta	1 025	<b>397</b>
<b>CNR</b>	CNR	Italy	484	<b>484</b>
<b>EPA</b>	Environmental Protection Agency (EPA)	Lithuania	962	<b>549</b>
<b>IOF</b>	Institute of Oceanography and Fisheries	Croatia	2 233	<b>657</b>
<b>IOLR</b>	Israel Oceanographic and Limnological Research (IOLR)	Israel	5 732	<b>659</b>
<b>IMBK</b>	Institute of Marine Biology (IMBK)	Montenegro	706	<b>684</b>
<b>MUMM</b>	Management Unit of the North Sea and Scheldt estuary Mathematical Models	Belgium	12 329	<b>796</b>
<b>INSTM</b>	Institut National des Sciences et Technologies de la Mer	Tunisia	969	<b>969</b>
<b>ENEA</b>	ENEA Centro Ricerche Ambiente Marino - La Spezia	Italy	9 089	<b>1 015</b>
<b>INRH</b>	Institut National de Recherche Halieutique	Morocco	1 026	<b>1 026</b>
<b>IO-BAS</b>	Bulgarian National Oceanographic Data Centre(BGODC)	Bulgaria	3 479	<b>1 171</b>
<b>TUBITAK-SHODB</b>	Turkiye Bilimsel ve Teknolojik Arastirma Kurumu	Turkey	1 180	<b>1 180</b>
<b>NIOZ</b>	NIOZ Royal Netherlands Institute for Sea Research	Netherlands	6 130	<b>1 501</b>
<b>MHI</b>	Marine Hydrophysical Institute	Ukraine	97 038	<b>1 690</b>
<b>VLIZ</b>	Flanders Marine Institute	Belgium	3 572	<b>1 953</b>
<b>OC-UCY</b>	Cyprus Oceanography Center	Cyprus	3 520	<b>1 965</b>
<b>MRI</b>	Marine Research Institute (MRI)	Iceland	5 914	<b>2 090</b>
<b>NIMRD</b>	National Institute for Marine Research and Development Grigore Antipa	Romania	6 890	<b>2 636</b>
<b>IBSS</b>	Institute of Biology of the Southern Seas	Ukraine	4 897	<b>2 791</b>
<b>LIAE</b>	Latvian Institute of Aquatic Ecology	Latvia	3 484	<b>3 177</b>
<b>NIB</b>	National Institute of Biology - NIBMarine Biology Station	Slovenia	7 662	<b>3 542</b>
<b>MI</b>	Marine Institute	Ireland	8 249	<b>3 548</b>
<b>HCMR</b>	Hellenic Centre for Marine Research	Greece	15 989	<b>3 965</b>

<b>IHPT</b>	IHPT, Hydrographic institute	Portugal	6 333	<b>5 428</b>
<b>IEO</b>	IEO/Spanish Oceanographic Institute	Spain	40 356	<b>8 941</b>
<b>UniHb</b>	Universitaet Bremen	Germany	11 159	<b>11 159</b>
<b>FMI</b>	Finnish Meteorological Institute	Finland	13 500	<b>11 289</b>
<b>OGS</b>	OGS (Istituto Nazionale di Oceanografia e di Geofisica Sperimentale)	Italy	101 547	<b>11 949</b>
<b>IMGW</b>	Instytut Meteorologii i Gosodarki Wodnej	Poland	13 110	<b>13 110</b>
<b>MSI</b>	Marine Systems Institute at Tallinn University of Technology	Estonia	26 474	<b>13 477</b>
<b>BSH-DOD</b>	German Oceanographic Datacentre (NODC)	Germany	39 447	<b>22 169</b>
<b>ICES</b>	ICES	Denmark	24 171	<b>24 171</b>
<b>METU-IMS</b>	Institute of Marine Sciences, Middle East Technical University	Turkey	28 017	<b>24 935</b>
<b>NERI</b>	Aarhus University	Denmark	223 955	<b>59 801</b>
<b>NERC-BODC</b>	British Oceanographic Data Centre	United Kingdom	110 003	<b>61 946</b>
<b>RIHMI-WDC</b>	All-Russia Research Institute of Hydrometeorological Information - World Data Centre (RIHMI-WDC) (NODC)	Russian Federation	131 332	<b>74 207</b>
<b>IMR</b>	Institute of Marine Research - Norwegian Marine Data Centre (NMD)	Norway	111 637	<b>96 844</b>
<b>IFREMER</b>	IFREMER / IDM/SISMER	France	310 757	<b>104 558</b>
<b>SHOM</b>	SHOM (Service Hydrographique et Océanographique de la Marine)	France	171 334	<b>164 911</b>
		<b>TOTAL</b>	<b>1 671 696</b>	<b>704 100</b>

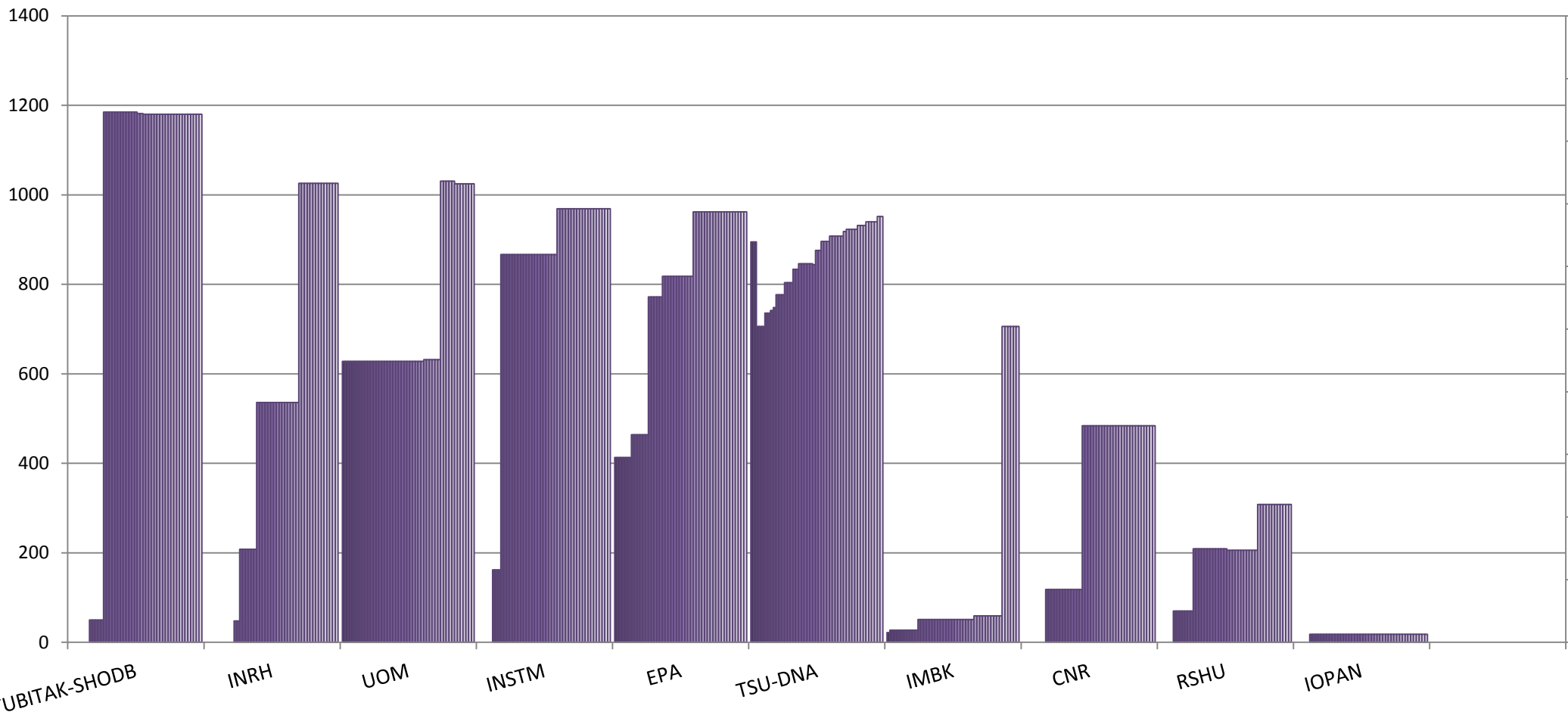








## Partners with less than 2 000 CDI entries



- Oct-12 ■ Nov-12 ■ Dec-12 ■ Jan-13 ■ Feb-13 ■ Mar-13 ■ Apr-13 ■ May-13 ■ Aug-13 ■ Sep-13 ■ Oct-13 ■ Nov-13 ■ Dec-13 ■ Jan-14 ■ Feb-14 ■ Mar-14
- Apr-14 ■ May-14 ■ Jun-14 ■ Jul-14 ■ Aug-14 ■ Sep-14 ■ Oct-14 ■ Nov-14 ■ Dec-14 ■ Jan-15 ■ Feb-15 ■ Mar-15 ■ Apr-15 ■ May-15 ■ Jun-15 ■ Jul-15
- Aug-15 ■ Sep-15 ■ Oct-15 ■ Nov-15 ■ Dec-15 ■ Jan-16 ■ Feb-16 ■ Mar-16 ■ Apr-16 ■ May-16 ■ Jun-16 ■ Jul-16 ■ Aug-16 ■ Sep-16 ■ Oct-16

## Statistics on CSR harvesting

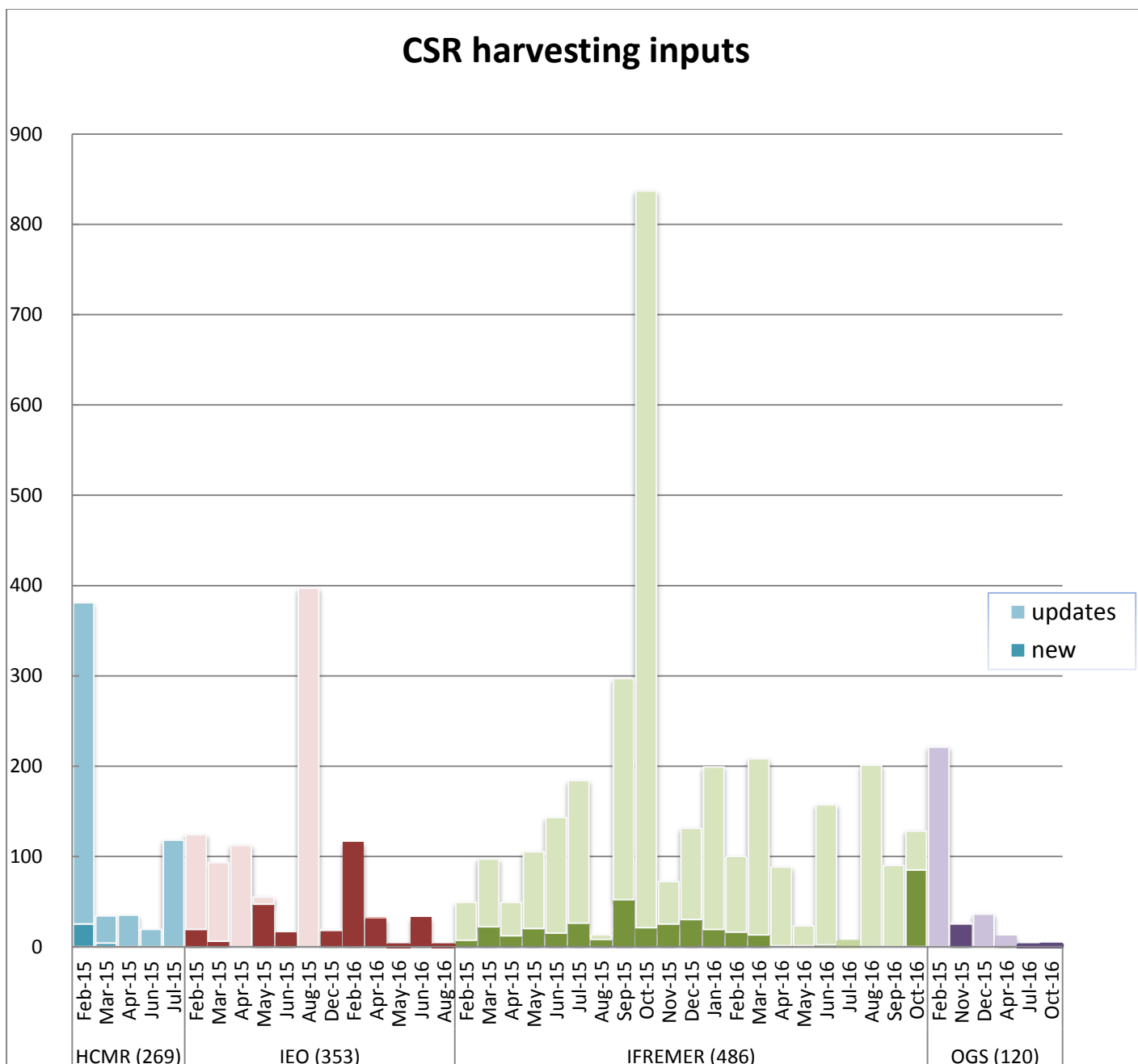
The CSR automatic harvesting result for this month is 87 new records and 43 updated records.

Details of harvesting per centre are the following:

Centre	Date	New	Updates
<b>OGS (120)</b>	04/10/2016	2	
<b>IFREMER (486)</b>	04/10/2016	3	16
<b>IFREMER (486)</b>	11/10/2016		16
<b>IFREMER (486)</b>	18/10/2016	65	3
<b>IFREMER (486)</b>	25/10/2016	17	8
<b>Total</b>		<b>87</b>	<b>43</b>

HCMR and IEO had no CSR creations or updates during this month.

The graph below shows the CSR harvesting inputs since beginning of 2015:



## History

### Global counts on all catalogues in 2015

Catalogue	Jan-15	Feb-15	Mar-15	Apr-15	May-15	Jun-15	Jul-15	Aug-15	Sep-15	Oct-15	Nov-15	Dec-15
EDMO	3 210	3 223	3 275	3 324	3 422	3 532	3 556	3 564	3 583	3 619	3 639	3 659
EDMED	3 980	3 982	3 984	3 984	3 990	3 992	4 014	4 034	4 053	4 055	4 054	4 060
EDMERP	2 858	2 866	2 878	2 878	2 886	2 898	2 900	2 900	2 901	2 903	2 903	2 903
EDIOS-PRG	360	360	361	361	361	361	361	361	362	362	362	362
CSR	45 483	45 534	45 744	45 810	45 906	45 969	46 059	46 108	46 342	46 444	46 563	46 641
CDI	1 714 285	1 721 708	1 721 604	1 720 724	1 709 958	1 764 762	1 767 715	1 779 199	1 784 327	1 796 791	1 800 648	1 809 541

### Global counts on all catalogues in 2014

Catalogue	Jan-14	Feb-14	Mar-14	Apr-14	May-14	Jun-14	Jul-14	Aug-14	Sep-14	Oct-14	Nov-14	Dec-14
EDMO	2 451	2 467	2 651	2 685	2 688	2 692	2 693	2 701	2 875	3 103	3 199	3 212
EDMED	3 944	3 945	3 945	3 947	3 948	3 955	3 957	3 960	3 961	3 962	3 963	3 965
EDMERP	2 787	2 808	2 830	2 832	2 834	2 837	2 841	2 844	2 847	2 849	2 850	2 857
EDIOS-PRG	359	360	360	360	360	360	360	360	360	360	360	360
CSR	44 230	44 294	44 447	44 518	44 518	44 657	44 696	45 012	45 072	45 109	45 156	45 163
CDI	1 498 793	1 537 556	1 558 428	1 566 528	1 569 847	1 575 035	1 604 916	1 612 514	1 621 749	1 626 904	1 631 984	1 662 548

## Global counts on all catalogues in 2012/2013

Catalogue	Sept-12	Oct-12	Nov-12	Dec-12	Jan-13	Feb-13	Mar-13	Apr-13	May-13	Aug-13	Sep-13	Oct-13	Nov-13	Dec-13
EDMO	2 261	2 283	2 296	2 304	2 330	2 351	2 359	2 362	2 370	2 384	2 404	2 404	2 423	2 431
EDMED	3 834	3 834	3 834	3 834	3 834	3 834	3 882	3 885	3 885	3 889	3 901	3 901	3 925	3 944
EDMERP	2 617	2 637	2 667	2 674	2 683	2 684	2 685	2 686	2 690	2 698	2 710	2 710	2 772	2 772
EDIOS-PRG	350	350	350	350	353	353	353	353	354	356	358	359	359	359
CSR	41 330	41 481	41 832	42 256	43 423	43 539	43 782	44 153	43 479	43 687	43 713	43 765	44 094	44 236
CDI	1 088 322	1 097 399	1 241 010	1 267 669	1 274 982	1 291 491	1 302 629	1 311 827	1 317 191	1 350 455	1 356 245	1 360 236	1 386 446	1 496 950